

# Helper and Equivalent Objectives: An Efficient Approach for Constrained Optimisation

Tao Xu and Jun He and Changjing Shang

**Abstract**—Numerous multi-objective evolutionary algorithms have been designed for constrained optimisation over past two decades. The idea behind these algorithms is to transform constrained optimisation problems into multi-objective optimisation problems without any constraint, and then solve them. In this paper, we propose a new multi-objective method for constrained optimisation, which works by converting a constrained optimisation problem into a problem with helper and equivalent objectives. An equivalent objective means that its optimal solution set is the same as that to the constrained problem but a helper objective does not. Then this multi-objective optimisation problem is decomposed into a group of sub-problems using the weighted sum approach. Weights are dynamically adjusted so that each subproblem eventually tends to a problem with an equivalent objective. We theoretically analyse the computation time of the helper and equivalent objective method on a hard problem called “wide gap”. In a “wide gap” problem, an algorithm needs exponential time to cross between two fitness levels (a wide gap). We prove that using helper and equivalent objectives can shorten the time of crossing the “wide gap”. We conduct a case study for validating our method. An algorithm with helper and equivalent objectives is implemented. Experimental results show that its overall performance is ranked first when compared with other eight state-of-art evolutionary algorithms on IEEE CEC2017 benchmarks in constrained optimisation.

**Index Terms**—constrained optimisation, constraint handling, evolutionary algorithms, multi-objective optimisation, algorithm analysis, objective decomposition

## I. INTRODUCTION

Optimisation problems in the real world usually are subject to some constraints. A single-objective constrained optimisation problem (COP) is formulated in a mathematical form as

$$\begin{aligned} \min \quad & f(\vec{x}), \quad \vec{x} = (x_1, \dots, x_D) \in \Omega, \\ \text{subject to} \quad & \begin{cases} g_i^I(\vec{x}) \leq 0, & i = 1, \dots, q, \\ g_i^E(\vec{x}) = 0, & i = 1, \dots, r, \end{cases} \end{aligned} \quad (1)$$

where  $\Omega = \{\vec{x} \mid L_j \leq x_j \leq U_j, j = 1, \dots, D\}$  is a bounded domain in  $\mathbb{R}^D$ .  $D$  is the dimension.  $L_j$  and  $U_j$  denote lower and upper boundaries respectively.  $g_i^I(\vec{x}) \leq 0$  is an inequality constraint and  $g_i^E(\vec{x}) = 0$  is an equality constraint. A feasible solution satisfies all constraints, and an infeasible solution violating at least one. The sets of optimal feasible solution(s),

infeasible solutions and feasible solutions are denoted by  $\Omega^*$ ,  $\Omega_I$  and  $\Omega_F$  respectively.

Evolutionary algorithms (EAs) have been applied to solving COPs using different constraint handling methods, such as the penalty function, repairing infeasible solutions and multi-objective optimisation [1]–[4]. A multi-objective method works by transforming a COP into a multi-objective optimisation problem without inequality and equality constraints and then, solving it by a multi-objective EA. A popular implementation is to minimise the original objective function  $f$  and the degree of constraint violation  $v$  simultaneously.

$$\min \vec{f}(\vec{x}) = (f(\vec{x}), v(\vec{x})), \quad \vec{x} \in \Omega. \quad (2)$$

The constraint violation degree in this paper is measured by the sum of each constraint violation degree.

$$v(\vec{x}) = \sum_{i=1}^q v_i^I(\vec{x}) + \sum_{i=1}^r v_i^E(\vec{x}). \quad (3)$$

$v_i^I(\vec{x})$  is the degree of violating the  $i$ th inequality constraint.

$$v_i^I(\vec{x}) = \max\{0, g_i^I(\vec{x})\}, \quad i = 1, \dots, q. \quad (4)$$

$v_i^E(\vec{x})$  is the degree of violating the  $i$ th equal constraint.

$$v_i^E(\vec{x}) = \max\{0, |g_i^E(\vec{x})| - \epsilon\}, \quad i = 1, \dots, r, \quad (5)$$

where  $\epsilon$  is a user-defined tolerance allowed for the equality constraint.

Multi-objective EAs for constrained optimisation have been proposed over past two decades. Many empirical studies have demonstrated the efficiency of the multi-objective method [4]. Intuitively, the more objectives a problem has, the more complicated it is. Thus, this raises a question why the multi-objective method could be superior to the single objective method. So far few theoretical analyses have been reported for answering this question.

In fact, none of EAs in the latest IEEE CEC2017/18 constrained optimisation competitions adopted multi-objective optimisation [5]. The competition benchmark suite includes 50 and 100 dimensional functions. For a multi-objective optimisation problem, the higher dimension, the more complex Pareto optimal set. This raises another question whether multi-objective EAs are able to compete with the state-of-art single-objective EAs in the competition.

The above questions motivate us to further study the multi-objective method for COPs. Our work is inspired by helper objectives [6]. The use of helper objectives has significantly improved the performance of EAs for solving some combinatorial optimisation problems, such as job shop scheduling, travelling salesman and vertex covering [6], [7]. Our work is

Manuscript received xx xx xxxx

This work was partially supported by EPSRC under Grant No. EP/I009809/1.

Tao Xu and Changjing Shang are with the Department of Computer Science, Aberystwyth University, Aberystwyth SY23 3DB, U.K. E-mail: {tax2,cns}@aber.ac.uk

Jun He is with the School of Science and Technology, Nottingham Trent University, Nottingham NG11 8NS, U.K. Email: jun.he@ntu.ac.uk (corresponding author)

also inspired by objective decomposition, which was recently adopted in multi-objective EAs for COPs [8]–[11]. Because the goal of COPs is to seek the optimal feasible solution(s) rather than a Pareto optimal set, decomposition-based multi-objective EAs with biased weights are flexible than those based on Pareto ranking.

This paper presents a new equivalent and helper objectives method for COPs. A COP is converted into an optimisation problem consisting of equivalent and helper objectives but without any constraint. Here an equivalent objective means its optimal solution set is identical to  $\Omega^*$ , but a helper objective does not. Then this problem is solved by a decomposition-based multi-objective EA.

Our research hypothesis is that the helper and equivalent objective method can outperform the single objective method on certain hard problems. We make both theoretical and empirical comparisons of these two methods.

- 1) In theory, the “wide gap” problem [12], [13] is regarded as a hard problem to EAs. We aim at proving using helper and equivalent objectives can shorten the hitting time of crossing such a “wide gap”.
- 2) A case study is conducted for validating our theory. We aim at designing an EA with helper and equivalent objectives and demonstrating that it can outperform EAs in CEC2017/18 competitions.

This paper is a significant extension of our two-page poster in GECCO2019 [14]. The algorithm described in the current paper is a slightly revised version of HECO-DE in [14]. HECO-DE was ranked 1st in 2019 in IEEE CEC Competition on Constrained Real Parameter Optimization when compared with other eight state-of-art EAs [5].

The paper is organised as follows: Section III is literature review. Section IV describes the helper and equivalent objective method. Section IV theoretically analyses this method. Section V conducts a case study. Section VI reports experiments and results. Section VII concludes the work.

## II. LITERATURE REVIEW

Multi-objective EAs have been applied to COPs since 1990s [15], [16]. Segura et al. [4] made a literature survey of the work up to 2016. Thus, this section focuses on reviewing most recent work. Following the taxonomy in [4], [17], a classification of these EAs is built upon the type of objectives.

- 1) Scheme I with two objectives, the original objective  $f$  and a degree of violating constraints  $v$  [8], [10], [11], [18]–[21].
- 2) Scheme II with many objectives, the original objective  $f$  and degrees of violating each constraint  $v_i$  [22], [23].
- 3) Scheme III with helper objective(s) besides the original objective or the degree of constraint violation [24]–[27].  
For example, the penalty function forms helper objective.

The first scheme is the most widely used one so far. Ji et al. [28] converted a berth allocation problem with constraints into problem (2) and solved it by a modified non-dominated sorting genetic algorithm II. Ji et al. [29] transformed a COP into problem (2) and solved it by a differential evolution (DE)

algorithm. They combined multiobjective optimization with an  $\epsilon$ -constrained method.

Recently, decomposition-based multi-objective EAs have applied to solving problem (2). Xu et al. [8] decomposed problem (2) into a tri-objective problem using the weighted sum method with static weights and solved it using a Pareto-ranking based DE algorithm. Wang et al. [11] decomposed problem (2) using the weighted sum method into a number of subproblems with dynamical weights and solved these subproblems by DE. Peng et al. [10] decomposed problem (2) using the Chebyshev method. Weights are biased and adjusted dynamically for maintaining a balance between convergence and population diversity.

The second scheme converts a COP into a many-objective optimisation problem but is less used. Li et al. [23] solved the many-objective optimization problem by dynamical constraint handling.

The third scheme has an advantage of designing a helper objective. Zeng et al. [9] designed a niche-count objective besides the original objective and a constraint-violation objective and proposed an dynamic constrained multiobjective evolutionary algorithm (DCMOEA). The niche-count objective helps maintain population diversity. They applied three different multiobjective EAs (ranking-based, decomposition-based, and hype-volume) to the tri-objective optimisation problem. Jiao et al. [26] converted a COP into a dynamical bi-objective optimisation problem consisting of the original objective and a niche-count objective. Recently, these EAs with dynamic constrained multi-objectives were further improved by adding the feasible-ratio control technique [30] and a dynamic constraint boundary [31].

The helper and equivalent objective method proposed in this paper belongs to the third scheme. One objective is designed as an equivalent objective. The equivalent objective has the same optimal set as that to the original COP. Helper objectives are also used to add more search directions. Under this framework, we have designed HECO-DE and HECO-PDE [27]. HECO-PDE is an enhanced version of HECO-DE with principle component analysis. A multi-population implementation of HECO-DE is designed in [32] which is suitable for parallel processing.

In order to speed up the convergence of EAs for COPs, Deb and Datta [24] observed that the hybridisation of multi-objective EAs and local search can reduce the number of fitness evaluations by one or more orders of magnitude. However, the current paper will not discuss the benefit of hybridisation but only focus on using helper and equivalent objectives.

The theoretical analysis of multi-objective EAs for constrained optimisation is still rare and limited to combinatorial optimisation. He et al. [33] proved that a multi-objective EA with helper objectives is a 1/2-approximation algorithm for the knapsack problem. Recently, Neumann and Sutton [34] analysed the running time of a variant of Global Simple Evolutionary Multiobjective Optimizer on the knapsack problem. Nevertheless, no general theoretical analysis exists for the multi-objective EAs in continuous COPs.

### III. THE HELPER AND EQUIVALENT OBJECTIVE METHOD

#### A. Helper and Equivalent Objectives

We start from a problem existing in the classical bi-objective method for solving problem (2). The Pareto optimal set to (2) is often significantly larger than  $\Omega^*$ .

*Example 1:* Consider the following COP. Its optimal solution is a single point  $\Omega^* = \{0\}$ .

$$\begin{cases} \min & f(x) = x, & x \in [-1000, 1000], \\ \text{subject to} & g(x) = \sin(\frac{x\pi}{1200}) \geq 0. \end{cases}$$

The degree of constrain violation is

$$v(x) = \max\{0, -\sin(x\pi/1200)\}. \quad (6)$$

The Pareto optimal set to the bi-objective problem  $\min(f, v)$  is  $\{-1000\} \cup [-200, 0]$ , significantly larger than  $\Omega^*$ . The Pareto front is shown in Fig. 1.

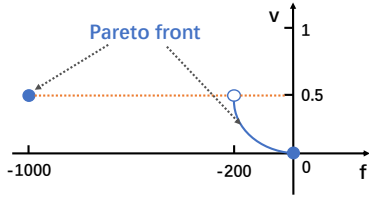


Fig. 1. Pareto front.

This example shows that using two objectives makes the problem more complicated. Thus, it is difficult to explain why the multi-objective method is more efficient.

In order to develop a theory of understanding the multi-objective method for COPs, we introduce two concepts, equivalent and helper objectives. The term ‘‘helper objective’’ originates from [6].

*Definition 1:* A scalar function  $g(\vec{x})$  defined on  $\Omega$  is called an equivalent objective function with respect to the COP (1) if it satisfies the condition:

$$\arg \min\{f(\vec{x}); \vec{x} \in \Omega\} = \Omega^*. \quad (7)$$

A scalar function  $g(\vec{x})$  is called a helper objective function if it does not satisfy the above condition.

Equivalent functions can be obtained from single objective methods for constrained optimisation. For example, a simple equivalent function is the death penalty function. Let  $\Omega_F$  denote feasible solutions and  $\Omega_I$  infeasible ones.

$$\min e(\vec{x}) = \begin{cases} f(\vec{x}), & \text{if } \vec{x} \in \Omega_F, \\ +\infty, & \text{if } \vec{x} \in \Omega_I. \end{cases} \quad (8)$$

But the objective function  $f$  is not an equivalent function unless all optimal solution(s) to  $\min f$  are feasible. The constraint violation degree  $v$  is not an equivalent function unless all feasible solutions are optimal. Hence, except particular COPs,  $\min(f, v)$  is a two helper objective problem.

In practice, it is more convenient to construct an equivalent function  $e(\vec{x})$  which is defined on population  $P$ , rather than  $\Omega$ . In this case, the definition of helper and equivalent functions is modified as follows.

*Definition 2:* Given a population  $P$  such that  $\Omega^* \cap P \neq \emptyset$ , a scalar function  $g(\vec{x})$  defined on  $P$  is called an equivalent objective function with respect to the COP (1) if it satisfies the following condition:

$$\arg \min\{f(\vec{x}); \vec{x} \in \Omega \cap P\} = \Omega^* \cap P. \quad (9)$$

A scalar function  $g(\vec{x})$  defined on  $P$  is called a helper objective function if it does not satisfy the above condition. For a population  $P$  such that  $\Omega^* \cap P = \emptyset$ , we can not distinguish between equivalent and helper functions defined on the population.

An example is the superiority of feasibility rule [35] which is described as follows. Given a population  $P$ ,

- 1) A feasible solution with a smaller  $f$  value is better than one with a larger  $f$  value;
- 2) A feasible solution is better than an infeasible solution;
- 3) An infeasible solution with smaller constraint violation is better than one with larger constraint violation.

The above rule leads to an equivalent function on  $P$  as

$$e(\vec{x}) = \begin{cases} f(\vec{x}), & \text{if } \vec{x} \in \Omega_F \cap P, \\ v(\vec{x}) + f_F(P), & \text{if } \vec{x} \in \Omega_I \cap P, \end{cases} \quad (10)$$

where  $f_F(P) = \max\{f(\vec{x}), \vec{x} \in \Omega_F \cap P\}$  if  $\Omega_F \cap P \neq \emptyset$  or  $f_F(P) = 0$  otherwise.

#### B. The Helper and Equivalent Objective Method

Once an equivalent objective function is obtained, the COP (1) can be converted to a single-objective optimisation problem without any constraint.

$$\min e(\vec{x}), \quad \vec{x} \in P. \quad (11)$$

In practice, an EA generates a population sequence  $\{P_t; t = 0, 1, \dots\}$  and  $e(\vec{x})$  relies on population  $P_t$ .

A single-objective EA (SOCO) for problem (11) is described as follows.

- 1: population  $P_0 \leftarrow$  initialise a population of solutions;
- 2: **for**  $t = 0, \dots, T_{\max}$  **do**
- 3: population  $C_t \leftarrow$  generate a population of solutions from  $P_t$  subject to a conditional probability  $\Pr(C_t | P_t)$ ;
- 4:  $P_{t+1} \leftarrow$  select optimal solution(s) to  $\min e(\vec{x}), \vec{x} \in P_t \cup C_t$ ; remove repeated solutions.
- 5: **end for**

$T_{\max}$  is the maximum number of generations.  $\Pr(C_t | P_t)$  is a conditional probability determined by search operator(s). The population size  $|P_t|$  is changeable so that  $P_t$  is able to contain all found best solutions.

Besides the equivalent function  $e(\vec{x})$ , we add several helper functions  $h_i(\vec{x}), i = 1, \dots, k$ , and then obtain a helper and equivalent objective optimisation problem on population  $P$ .

$$\min \vec{f}(\vec{x}) = (e(\vec{x}), h_1(\vec{x}), \dots, h_k(\vec{x})), \quad \vec{x} \in P. \quad (12)$$

Furthermore, we decompose problem (12) into several single objective problem. Decomposition-based multi-objective EAs have been proven to be efficient in solving multiobjective optimisation problems [36], [37]. The decomposition method

in the present work adopts the weighted sum approach, adding the helper objective onto the equivalent objective such that

$$\min w_0 e(\vec{x}) + \sum_{j=1}^k w_j h_j(\vec{x}), \quad \vec{x} \in P, \quad (13)$$

where  $w_j \geq 0$  are weights.

Problem (12) is transformed into  $\lambda$  single-objective optimisation subproblems by assigning  $\lambda$  tuples of weights  $\vec{w}_i = (w_{0i}, w_{1i}, \dots, w_{ki})$ .

$$\min f_i = w_{0i} e + \sum_{j=1}^k w_{ji} h_j, \quad i = 1, \dots, \lambda. \quad (14)$$

At least one  $f_i$  is chosen to an equivalent objective function. We minimise all  $f_i$  simultaneously.

Since the ranges of  $e$  and  $h$  might be significantly different, one of them may play a dominant role in the weighted sum. It is therefore, helpful to normalise the values of each function to  $[0, 1]$  so that none of them dominates others in the sum. The min-max normalisation method is adopted within a population  $P$ . Given a function  $g(\vec{x})$ , it is normalised to  $[0, 1]$ .

$$g(\vec{x}) \leftarrow \frac{g(\vec{x}) - \max_{\vec{y} \in P} g(\vec{y})}{\max_{\vec{y} \in P} g(\vec{y}) - \min_{\vec{y} \in P} g(\vec{y})}. \quad (15)$$

A helper and equivalent objective EA (HECO) for problem (14) is described as follows.

- 1: population  $P_0 \leftarrow$  initialise a population of solutions;
- 2: **for**  $t = 0, \dots, T_{\max}$  **do**
- 3:   adjust weights;
- 4:   population  $C_t \leftarrow$  generate a population of solutions from  $P_t$  subject to a conditional probability  $\Pr(C_t | P_t)$ ;
- 5:    $P_{t+1} \leftarrow$  select optimal solution(s) to  $\min f_i(\vec{x}), \vec{x} \in P_t \cup C_t$  for  $i = 1, \dots, \lambda$  where  $f_i$  is calculated by formula (14); remove repeated solutions.
- 6: **end for**

HECO selects optimal solution(s) to  $\min f_i(\vec{x}), \vec{x} \in P_t \cup C_t$  with respect to each function  $f_i$  (called elitist selection), but it does not select all non-dominated solutions with respect to  $(e, h_1, \dots, h_k)$  (no Pareto-based ranking).

Since our goal is to find the optimal solution(s) to  $\min e(\vec{x})$  but not to  $\min h_i(\vec{x})$ , it is not necessary to generate solutions evenly spreading on the Pareto front. Thus, the decomposition mechanism proposed herein differs from that employed in traditional decomposition-based multi-objective EAs [36]. The weights are chosen dynamically over generations  $t$  so that each  $f_i$  eventually converges to an equivalent objective function. Thus, the adjustment of weights follows the principle:

$$\lim_{t \rightarrow +\infty} w_{0i,t} > 0 \text{ and } \lim_{t \rightarrow +\infty} w_{ji,t} = 0 \text{ for } j > 0. \quad (16)$$

HECO has two characteristics:

- 1) SOCO is one-dimension search along the direction  $e$  in the objective space. HECO is multi-dimensional search along several directions  $(e, h_1, \dots, h_k)$ .  $e$  is the main search direction for SOCO, while  $h_1, \dots, h_k$  are auxiliary directions added by HECO. Intuitively, if SOCO encounters a “wide gap” along the direction  $e$ , HECO might bypass it through other auxiliary directions. This initiative discussion will be rigorously analysed later.
- 2) The dynamically weighting ensures that at the beginning, HECO explores different directions  $e, h_1, \dots, h_k$ , while

at the end, HECO exploits the direction  $e$  for obtaining an optimal feasible solution.

HECO is a general framework which covers many variant algorithm instances. Equivalent and helper functions can be constructed in a different way, such as (8) and (10). Search operators can be chosen from evolutionary strategies, differential evolution, particle swarm optimisation and so on.

### C. Implicit Equivalent Objective

Without the aid of an equivalent objective, a decomposition-based multi-objective EA for COPs faces a problem. The solution set found by the algorithm is often larger than  $\Omega^*$ . This claim is shown through Example 1. We assign  $\lambda$  pairs of weights in objective decomposition:  $(1, 0), (w_i, 1 - w_i), (0, 1)$  where  $i = 2, \dots, \lambda - 1$  and  $w_i > 0$  and obtain  $\lambda$  subproblems with a bounded constraint  $x \in [-1000, 1000]$ .

$$\begin{cases} \min f_1(x) = f, \\ \min f_i(x) = w_i f + (1 - w_i)v, \quad i = 2, \dots, \lambda - 1, \\ \min f_\lambda(x) = v. \end{cases}$$

The optimal solution to  $\min f$  is  $x = -1000$ . The optimal solution to  $\min f_i, i = 2, \dots, \lambda - 1$  is infeasible. The optimal solution to  $\min v$  is  $[0, 500]$ . The solution set to the  $\lambda$  subproblems consists of infinite solutions, much larger than  $\Omega^* = \{0\}$ . Using dynamical adjustment of weights does not help here.

However, in practice, it is common to utilise the superiority of feasibility rule to select solutions. Using the rule, an infeasible solution such as  $x = -1000$  is not selected. Among feasible solutions  $x \in [0, 500]$ , only the minimal point  $x = 0$  is selected. But the superiority of feasibility rule is an equivalent objective (10), thus, many multi-objective EAs for COPs implicitly utilise an equivalent objective. Based on this argument, multi-objective EAs for COPs are classified into three types.

- 1) Type I is to optimise helper objectives only;
- 2) Type II is to optimise helper objectives but select solutions by the superiority of feasibility rule (an implicit equivalent objective);
- 3) Type III is to explicitly optimise both helper and equivalent objectives.

In this paper, the notation HECO refers to type III. It has some advantages: an explicit equivalent objective is utilised and it can be designed more flexibly beyond the superiority of feasibility rule.

## IV. A THEORETICAL ANALYSIS

### A. Preliminary Definitions and Lemma

Intuitively, an equivalent objective ensures a primary search direction towards  $\Omega^*$  and avoid an enlarged Pareto optimal set. Helper objectives provide auxiliary search directions. If there exists an obstacle like a “wide gap” on the primary direction, auxiliary directions can help bypass it. In theory, we aim at mathematically proving the conjecture: using helper and equivalent objectives can shorten the time of crossing the “wide gap”. First we introduce several preliminary definitions and a lemma.

For the sake of analysis, the search space  $\Omega$  is regarded as a finite set. This simplification is made due to two reasons. First, any computer can only represent a finite set of real numbers with a limited precision. Secondly, population  $P_t$  consists of finite individuals (points). But the probability of  $P_t$  at finite points always equals to 0 in a continuous space. To handle this issue, we assume that possible values of  $P_t$  are finite.

Let  $\vec{f}(\vec{x}) = (f_1(\vec{x}), \dots, f_k(\vec{x}))$  be a scalar function ( $k = 1$ ) or a vector-valued function ( $k > 1$ ). Consider a minimisation problem with bounded constraints:

$$\min \vec{f}(\vec{x}), \quad \vec{x} \in \Omega. \quad (17)$$

If  $k = 1$ , it degenerates into a single-objective problem.

**Definition 3:** Given the optimisation problem (17),  $\vec{f}(\vec{x})$  is said to *dominate*  $\vec{f}(\vec{y})$  (written as  $\vec{f}(\vec{x}) \succ \vec{f}(\vec{y})$ ) if

- 1)  $\forall i \in \{1, \dots, k\} : f_i(\vec{x}) \leq f_i(\vec{y})$ ;
- 2)  $\exists i \in \{1, \dots, k\} : f_i(\vec{x}) < f_i(\vec{y})$ .

If  $k = 1$ , the two conditions degenerate into one inequality  $f(\vec{x}) < f(\vec{y})$ .

Based on the domination relationship, the non-dominated set and Pareto optimal set are defined as follows.

**Definition 4:** A set  $S \subset S'$  is called a *non-dominated set* in the set  $S'$  if and only if  $\forall \vec{x} \in S, \forall \vec{y} \in S', \vec{x}$  is not dominated by  $\vec{y}$ . A set  $S$  is called a *Pareto optimal set* if and only if it is a non-dominated set in  $\Omega$ .

Given a target set, the hitting time is the number of generations for an EA to reach the set [38]. The hitting time of an EA from one set to another is defined as follows.

**Definition 5:** Let  $\{P_t; t = 0, 1, \dots\}$  be a population sequence of an EA. Given two sets  $S_1$  and  $S_2$ , the expected hitting time of the EA from  $S_1$  to  $S_2$  is defined by

$$T(S_2 | S_1) := \sum_{t=0}^{+\infty} \Pr(P_0 \subset \overline{S_2}, \dots, P_t \subset \overline{S_2}),$$

where the notation  $\overline{S}$  denotes the complement set of  $S$ .

From the definition, it is straightforward to derive a lemma for comparing the hitting time of two EAs.

**Lemma 1:** Let  $\{P_t; t = 0, 1, \dots\}$  and  $\{P'_t; t = 0, 1, \dots\}$  be two population sequences and  $S_1$  and  $S_2$  two sets such that  $S_1 \cap S_2 = \emptyset$ . Let  $P_0 = P'_0 = S_1$ . If for any  $t$ ,

$$\Pr(P_0 = S_1 \subset \overline{S_2}, \dots, P_t \subset \overline{S_2}) \geq \Pr(P'_0 = S_1 \subset \overline{S_2}, \dots, P'_t \subset \overline{S_2}), \quad (18)$$

then  $T(S_2 | S_1) \geq T'(S_2 | S_1)$ . Furthermore, if the inequality (18) holds strictly for some  $t$ , then  $T(S_2 | S_1) > T'(S_2 | S_1)$ .

This lemma provides a criterion to determine whether an EA has a shorter hitting time than another EA. The comparison is qualitative because no estimation of the hitting time is involved. For a quantitative comparison, it is necessary to utilise more advanced tools such as average drift analysis [38]. This will not be discussed in the current paper.

## B. Fundamental Theorem

Now we compare SOCO for the single-objective problem (11) and HECO for the helper and equivalent objective problem (14). In order to make a fair comparison, a natural premise is that both EAs use identical search operator(s).

The main purpose of using HECO is to tackle hard problems facing SOCO. Yet, what kind of problems are hard to SOCO?

According to [12], [13], hard problems to EAs can be classified into two types: the “wide gap” problem and the “long path” problem. The concept of “wide gap” is established on fitness levels. In the helper and equivalent objective method, the equivalent function  $e(\vec{x})$  plays the role of “fitness”. In constrained optimisation, function  $f(\vec{x})$  is not suitable as “fitness” because the minimum value of  $f$  might be obtained by an infeasible solution.

The values of  $e(\vec{x})$  are split into fitness levels:  $FL_0 < FL_1 < \dots < FL_m$  and the search space  $\Omega$  is split into disjoint level sets:  $\Omega = \cup_{i=0}^m L_i$  where  $L = \{\vec{x}; e(\vec{x}) = FL\}$ . Given a fitness level  $FL$  and its corresponding point set  $L$ , let  $L^b$  denote points at better levels  $L^b := \{\vec{x}; e(\vec{x}) < FL\}$ . A “wide gap” between  $L$  and  $L^b$  is defined as follows.

**Definition 6:** Given an EA, we say a *wide gap* existing between  $L$  and  $L^b$  if for a subset  $A \subset L$ , the expected hitting time  $T(L^b | A \subset L)$  is an exponential function of the dimension  $D$ .

Several conditions are needed for mathematically comparing SOCO and HECO. Let  $\{P_t; t = 0, 1, \dots\}$  represent the population sequence from SOCO and  $\{P'_t; t = 0, 1, \dots\}$  from HECO. Assume  $P_0 = P'_0$  are chosen from the fitness level  $FL$ . For SOCO, thanks to elitist selection, its offspring are either at the level  $FL$  or better fitness levels. For HECO, because of selection on both equivalent and helper function directions, offspring may include points from worse fitness levels too. This observation is summarised as a condition.

**Condition 1:** Assume that  $P_0 = P'_0 \subset L$ . For SOCO,  $P_t \subset L \cup L^b$  for ever. Provided that  $P_t = X = (\vec{x}_1, \dots, \vec{x}_m) \subset L$ , there is a one-to-many mapping from  $P_t$  to  $P'_t$  where  $P'_t$  is in the set

$$Map(X) = \{X' = (\vec{x}_1, \dots, \vec{x}_m, *) \mid * = \emptyset \text{ or } * \subset \overline{L \cup L^b}\}.$$

The event of  $P_t = (\vec{x}_1, \dots, \vec{x}_m) \subset L$  requires  $\vec{x}_1 \in L, \dots, \vec{x}_m \in L$ . The probability of this event happening is larger than that of the event  $P'_t = (\vec{x}_1, \dots, \vec{x}_m, *)$  where  $* = \emptyset$  or  $* \subset \overline{L \cup L^b}$  because the latter event requires  $\vec{x}_1 \in L, \dots, \vec{x}_m \in L$  and also  $* \subset \overline{L \cup L^b}$ . This leads to the following conditions.

**Condition 2:** Let  $P_0 = P'_0 = A \subset L$ . For any  $t$ , it holds

$$\begin{aligned} & \Pr(P_0 = A \subset L, \dots, P_t = Z \subset L) \\ & \geq \sum_{* \subset \overline{L^b}} \dots \sum_{* \subset \overline{L^b}} \Pr(P'_0 = A' \subset \overline{L^b}, \dots, P'_t = Z' \subset \overline{L^b}). \end{aligned}$$

**Condition 3:** For some  $t$ , the above inequality is strict.

Thanks to elitist selection and equivalent objective(s), Conditions 1 and 2 are always true. Condition 3 could be true, for example, if the transition probability from  $*$  to  $L^b$  is greater than 0. Using the above conditions, we prove a fundamental theorem of comparing HECO and SOCO.

**Theorem 1:** Consider SOCO for the single objective problem (11) and HECO for the helper and equivalent objective problem (14) using elitist selection and identical search operator(s). Assume that SOCO faces a wide gap, that is,  $T(L^b | A \subset L)$  is an exponential function of  $D$  for a subset  $A$ . Let initial population  $P_0 = P'_0 = A$ . Under Conditions 1 and 2, the expected hitting time  $T(L^b | A) \geq T'(L^b | A)$ . Furthermore, under Condition 3,  $T(L^b | A) > T'(L^b | A)$ .

*Proof:* From Conditions 1 and 2, it follows for any  $t$ ,

$$\begin{aligned} & \Pr(P_0 \subset \bar{L}^b, \dots, P_t \subset \bar{L}^b) = \sum_{A \subset L} \dots \sum_{Z \subset L} \Pr(P_0 = A, \dots, P_t = Z) \\ & \geq \Pr(P'_0 \subset \bar{L}^b, \dots, P'_t \subset \bar{L}^b) \\ & = \sum_{A \subset L} \dots \sum_{Z \subset L} \sum_{* \subset \bar{L}^b} \dots \sum_{* \subset \bar{L}^b} \Pr(P_0 = A, \dots, P_t = Z'). \end{aligned} \quad (19)$$

From Lemma 1, it is known  $T(L^b | A) \geq T'(L^b | A)$ . The second conclusion is drawn from Condition 3. ■

Theorem 1 proves that the hitting time of HECO crossing a wide gap is not more than SOCO under Conditions 1 and 2 (always true) and shorter than SOCO under Condition 3 (sometimes true). In Conditions 2 and 3, the part  $* \dots *$  is a path of searching along helper directions and intuitively is regarded as a bypass over the wide gap. Theorem 1 reveals if such a bypass exists, HECO may shorten the hitting time of crossing the wide gap. Nevertheless, Theorem 1 is inapplicable to the multi-helper objective method, because the one-to-many mapping in Condition 1 cannot be established.

*Example 2:* Consider the COP below,

$$\begin{cases} \min & f(x) = x, & x \in [-500, 3000] \\ \text{subject to} & g(x) = \sin\left(\frac{x\pi}{1000}\right) \geq 0. \end{cases} \quad (20)$$

Its optimal solution is  $x = 0$ . The feasible region is  $\Omega_F = [0, 1000] \cup [2000, 3000]$ . The objective function  $f(\vec{x})$  is not an equivalent function because its minimal point is  $x = -500$ , an infeasible solution.

First, we analyse a SOCO algorithm using elitist selection and the equivalent objective from the superiority of feasibility rule.

$$\min e(x) = \begin{cases} f(x), & \text{if } x \in \Omega_F, \\ v(x) + 3000, & \text{if } x \in \Omega_I. \end{cases} \quad (21)$$

where  $v(x) = \max\{0, -\sin(\frac{x\pi}{1000})\}$ .

Mutation is  $y = x + U(-1, 1)$ , where  $x$  is the parent and  $y$  its child.  $U(-1, 1)$  is a uniform random number in  $(-1, 1)$ .

Assume that SOCO starts at  $L = \{2000\}$ . Then  $L^b = [0, 1000]$ . Because of elitist selection, the EA cannot accept a worse solution. Then it cannot cross the infeasible region  $(1000, 2000)$ , a wide gap to SOCO. Thus,  $P_t \in L$  for ever.

Secondly, we analyse a HECO algorithm employing elitist selection, identical mutation but two objectives.

$$\min \vec{f}(x) = (e(x), f(x)), \quad x \in [-500, 3000]. \quad (22)$$

Its Pareto front is displayed in Fig. 2.

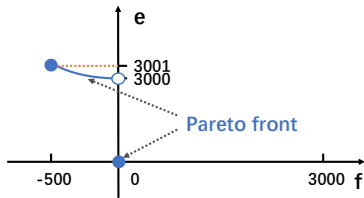


Fig. 2. Pareto front to the two-objective optimisation problem (22)

We assign two pairs of weights:  $\vec{w}_1 = (1, 0)$  and  $\vec{w}_2 = (0, 1)$  on  $(e, f)$ . Assume that SOCO starts at  $L = \{2000\}$ . For any

$x \in P_t \cap [1000, 2000]$ , after mutation, some point  $y$  such that  $y < x - \frac{1}{2}$  is generated with a positive probability. Since  $f(y) < f(x)$ ,  $y$  is selected to  $P'_t$ . Thus,  $P'_t$  makes a downhill-search along the direction  $f$ . Repeating this procedure for 2000 generations,  $P_t$  can reach the set  $L^b = [0, 1000]$  with a positive probability. This implies for  $t \geq 2000$ ,

$$\Pr(P'_0 \subset \bar{L}^b, \dots, P'_t \subset \bar{L}^b) < 1.$$

According to Theorem 1,  $T'(L^b | L) < T(L^b | L)$ . Fig. 3 visualises the bypass in the objective space.

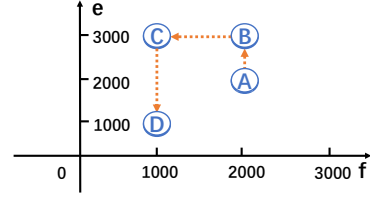


Fig. 3. A bypass in objective space:  $A(2000, 2000) \rightarrow B(2000 - \epsilon_1, 3000 + \epsilon_2) \rightarrow C(1000 - \epsilon_3, 3000 + \epsilon_4) \rightarrow D(1000, 1000)$  where  $\epsilon_i \in (0, 1)$  over the wide gap between fitness levels  $e(x) = 2000$  and  $e(x) = 1000$ .

## V. A CASE STUDY

### A. Search Operators from LSHADE44

In order to validate our theory, we follow Occam's razor, that is to construct a HECO algorithm from a SOCO algorithm such that their search operators are identical but their objectives are different. No extra operation is added to HECO. For comparative purpose, LSHADE44 [39] is chosen as the SOCO algorithm because it is ranked only 4th in the CEC2017/18 competition [5]. If the constructed HECO algorithm outperforms LSHADE44 and winner EAs in the competition, then we have a good reason to claim the helper and equivalent objective method works.

For the sake of a self-contained presentation, search operators in LSHADE44 are summarised as follows.

LSHADE44 employs two mutation operators. The first one is current-to-pbest/1 mutation (see (6) in [40]). Mutant point  $\vec{u}_i$  is generated from target point  $\vec{x}_i$  by

$$\vec{u}_i = \vec{x}_i + F(\vec{x}_{pbest} - \vec{x}_i) + F(\vec{x}_{r_1} - \vec{x}_{r_2}), \quad (23)$$

where  $\vec{x}_{pbest}$  is chosen at random from the top  $100p\%$  of population  $P$  where  $p \in (0, 1)$ .  $\vec{x}_{r_1}$  is chosen at random from population  $P$ , while  $\vec{x}_{r_2}$  at random from  $P \cup A$  where  $A$  represents an archive. Mutation factor  $F \in (0, 1)$ .

The second mutation is rand/1 mutation (see (3) in [41]).

$$\vec{u}_i = \vec{x}_{r_1} + F(\vec{x}_{r_2} - \vec{x}_{r_3}), \quad (24)$$

$$\vec{u}_i = \vec{x}_{r_1}^* + F(\vec{x}_{r_2}^* - \vec{x}_{r_3}^*). \quad (25)$$

In (24), mutually distinct  $\vec{x}_{r_1}$ ,  $\vec{x}_{r_2}$  and  $\vec{x}_{r_3}$  are randomly chosen from population  $P$ . They are also different from  $\vec{x}_i$ . In (25),  $\vec{x}_{r_1}^*$ ,  $\vec{x}_{r_2}^*$  and  $\vec{x}_{r_3}^*$  are chosen as that in (24) but then are ranked.  $\vec{x}_{r_1}^*$  denotes the best, while  $\vec{x}_{r_2}^*$  and  $\vec{x}_{r_3}^*$  denote the other two.

LSHADE44 employs two crossover operators. The first one is binomial crossover (see (4) in [42]). Trial point  $\vec{y}_i$  is generated from target point  $\vec{x}_i$  and mutant  $\vec{u}_i$  by

$$y_{i,j} = \begin{cases} u_{i,j}, & \text{if } \text{rand}_j(0,1) \leq CR \text{ or } j = j_{rand}, \\ x_{i,j}, & \text{otherwise,} \end{cases} \quad (26)$$

where integer  $j_{rand}$  is chosen at random from  $[1, D]$ .  $\text{rand}_j(0,1)$  is chosen at random from  $(0,1)$ . Crossover rate  $CR \in [0, 1]$ . The second crossover is the exponential crossover (see (3) in [43]).

The combination of a mutation operator and a crossover operator forms a search strategy. Thus, four search strategies (combinations) can be produced. LSHADE44 employs a mechanism of competition of strategies [44], [45] to create trial points. The  $k$ th strategy is chosen subject to a probability  $q_k$ . All  $q_k$  are initially set to the same value, i.e.,  $q_k = 1/4$ . The  $k$ th strategy is considered successful if a generated trial point  $y$  is better than the original point  $x$ . The probability  $q_k$  is adapted according to its success counts:

$$q_k = \frac{n_k + n_0}{\sum_{i=1}^4 (n_i + n_0)}, \quad (27)$$

where  $n_k$  is the count of the  $k$ th strategies successes, and  $n_0 > 0$  is a constant.

LSHADE44 adapts parameters  $F$  and  $CR$  in each strategy based on previous successful values of  $F$  and  $CR$  [39]. Each strategy has its own pair of memories  $MF$  and  $MC$  for saving  $F$  and  $CR$  values. The size of a historical memory is  $H$ .

LSHADE44 uses an archive  $A$  for the current-to-pbest/1 mutation [39]. The maximal size of archive  $A$  is set to  $|A|_{\max}$ . At the beginning of search, the archive is empty. During a generation, each point which is rewritten by its successful trial point is stored into the archive. If the archive size exceeds the maximum size  $|A|_{\max}$ , then  $|A| - |A|_{\max}$  individuals are randomly removed from  $A$ .

LSHADE44 takes a mechanism to linearly decrease the population size [39], [46]. For population  $P_t$ , its size must equal to a required size  $N_t$ . Otherwise its size is reduced. The required initial size is set to  $N_0$  and the final size to  $N_{T_{\max}}$ . The required size at the  $t$ th generation is set by the formula:

$$N_t = \text{round} \left( N_0 - \frac{t}{T_{\max}} (N_0 - N_{T_{\max}}) \right). \quad (28)$$

If  $|P_t| > N_t$ , then  $|P_t| - N_t$  worst individuals are deleted from the population.

### B. A New Equivalent Objective Function

Two equivalent functions (8) and (10) have been constructed from the death penalty method and the superiority of feasibility rule respectively. However, measured by these functions, a feasible solution always dominates any infeasible one. To reduce the effect of such heavily imposed preference of feasible solutions, we construct a new equivalent function.

Let  $\vec{x}_P^*$  be the best individual in population  $P$ ,

$$\vec{x}_P^* = \begin{cases} \arg \min \{v(\vec{x}); \vec{x} \in P\}, & \text{if } P \cap \Omega_F = \emptyset, \\ \arg \min \{f(\vec{x}); \vec{x} \in P \cap \Omega_F\}, & \text{if } P \cap \Omega_F \neq \emptyset. \end{cases}$$

For each  $\vec{x} \in P$ ,  $\tilde{e}(\vec{x})$  denotes the fitness difference between  $f(\vec{x})$  and  $f(\vec{x}_P^*)$ .

$$\tilde{e}(\vec{x}) = |f(\vec{x}) - f(\vec{x}_P^*)| \quad (29)$$

$\tilde{e}$  itself is not an equivalent function because in some problems, the fitness of an infeasible solution is equal to  $f(\vec{x}_P^*)$  too. An equivalent function on population  $P$  is defined as

$$e(\vec{x}) = w_1 \tilde{e}(\vec{x}) + w_2 v(\vec{x}), \quad (30)$$

where  $w_1, w_2 > 0$  are weights, which are used to control the contribution of  $\tilde{e}$  and  $v$  to the equivalent function  $e$ . The number of such equivalent functions is infinite because  $w_1 \in (0, +\infty)$ ,  $w_2 \in (0, +\infty)$ .

**Theorem 2:** Function  $e(\vec{x})$  given by (30) is an equivalent objective function for any weights  $w_1 > 0$ ,  $w_2 > 0$ .

*Proof:* Given any  $P$  satisfying  $\Omega^* \cap P \neq \emptyset$ , we have  $\min\{e(\vec{x}); \vec{x} \in P\} = 0$ . On one hand, for any  $\vec{x} \in \Omega^* \cap P$ ,  $\tilde{e}(\vec{x}) = 0$  and  $v(\vec{x}) = 0$ , then  $e(\vec{x}) = 0$ . On the other hand, for  $\vec{x} \in P$  such that  $e(\vec{x}) = 0$ , it holds  $v(\vec{x}) = 0$ , then  $\vec{x} \in \Omega^*$ . ■

If two solutions  $\vec{x}_1$  (infeasible) and  $\vec{x}_2$  (feasible) in population  $P$  satisfy

$$w_1 |f(\vec{x}_1) - f(\vec{x}_P^*)| + w_2 v(\vec{x}_1) < w_1 |f(\vec{x}_2) - f(\vec{x}_P^*)|, \quad (31)$$

then under the equivalent objective function  $e$ , infeasible  $\vec{x}_1$  is better than feasible  $\vec{x}_2$ . This feature may help search the infeasible region. For example, in Fig. 4, assume that  $f(\vec{x}_1) - f(\vec{x}_P^*) = 0$  and  $f(\vec{x}_2) - f(\vec{x}_P^*) = 1$ ,  $v(\vec{x}_1) = 0.5$  and  $w_1 = w_2$ . Then we have  $e(\vec{x}_1) = 0.5e(\vec{x}_2)$ . Starting from  $\vec{x}_1$ , it is much easier to reach the left feasible region in which the optimal feasible solution  $\vec{x}^*$  locates.

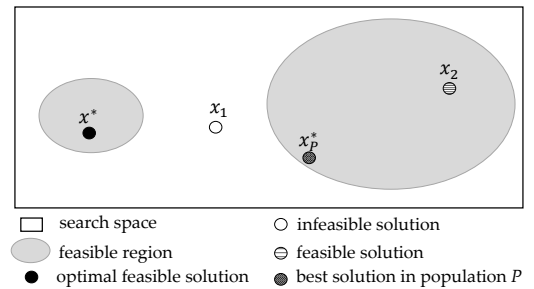


Fig. 4. There exist two feasible regions. An infeasible  $\vec{x}_1$  satisfying (31) is better than  $\vec{x}_2$  under the equivalent objective function  $e$ . This may help population  $P = (\vec{x}_1, \vec{x}_2, \vec{x}_P^*)$  move from the right feasible region to the left feasible region in which the optimal feasible solution  $\vec{x}^*$  locates.

We choose  $f$  as a helper function and then obtain a problem with helper and equivalent objectives.

$$\min \vec{f}(\vec{x}) = (e(\vec{x}), f(\vec{x})), \quad \vec{x} \in P, \quad (32)$$

The problem is decomposed into  $\lambda$  single objective subproblems through the weighted sum method: for  $i = 1, \dots, \lambda$ ,

$$\min f_i(\vec{x}) = w_{1i} \tilde{e}(\vec{x}) + w_{2i} v(\vec{x}) + w_{3i} f(\vec{x}). \quad (33)$$

An extra term  $\tilde{e}$  is added besides the original objective function  $f$  and constraint violation degree  $v$ .

### C. A New multi-objective EA for Constrained Optimisation

A HECO algorithm is designed which reuses search operators from LSHADE44 [39]. We call it HECO-DE because it is built upon HECO and DE. Different from the single-objective method LSHADE44, HECO-DE has three new multi-objective features: helper and equivalent objectives, objective decomposition and dynamical adjustment of weights. The procedure of HECO-DE is described in detail as below.

- 1: Initialise algorithm parameters, including the required initial population sizes  $N_0$  and final size  $N_{T_{\max}}$ , the maximum number of fitness evaluations  $FES_{\max}$ , circle memories for parameters  $F$  and  $CR$ , the size of historical memories  $H$ ; initial probabilities  $q_k$  of four strategies, and external archive  $A$ ;
- 2: Set the counter of fitness evaluations  $FES$  to 0, and the counter of generations  $t$  to 0;
- 3: Randomly generate  $N_0$  solutions and form an initial population  $P_0$ ;
- 4: Evaluate the value of  $f(\vec{x})$  and  $v(\vec{x})$  for each  $\vec{x} \in P_0$ ;
- 5: Increase counter  $FES$  by  $N_0$ ;
- 6: **while**  $FES \leq FES_{\max}$  (or  $t \leq T_{\max}$ ) **do**
- 7:     Adjust weights in objective decomposition.
- 8:     Assign sets  $S_F$  and  $S_{CR}$  to  $\emptyset$  for each strategy. The sets are used to preserve successful values of  $F$  and  $CR$  for each search strategy respectively. The set  $C$  (used for saving children population) is also set to  $\emptyset$ .
- 9:     Randomly select  $\lambda$  individuals (denoted by  $Q$ ) from  $P$  and then denote the rest individuals  $P \setminus Q$  by  $P'$ ;
- 10:     **for**  $x_i$  in  $Q$ ,  $i = 1, \dots, \lambda$  **do**
- 11:         Select one strategy (say  $k$ ) with probability  $q_k$  and generate mutation factor  $F$  and crossover rate  $CR$  from respective circle memories;
- 12:         Generate a trail point  $\vec{y}_i$  by applying the selected strategy;
- 13:         Evaluate the value of  $f(\vec{y}_i)$  and  $v(\vec{y}_i)$ ;
- 14:         Add  $\vec{y}_i$  to subpopulation  $Q$ , resulting in an enlarged subpopulation  $Q'$ ;
- 15:         Normalise  $\tilde{e}(\vec{x})$ ,  $f(\vec{x})$  and  $v(\vec{x})$  for each individual  $\vec{x}$  in  $Q'$ .
- 16:         Calculate  $f_i$  value for  $\vec{x}_i$  and  $\vec{y}_i$  according to formula (33).
- 17:         **if**  $f_i(\vec{y}_i) < f_i(\vec{x}_i)$  **then**
- 18:             Add  $\vec{y}_i$  into children  $C$  and  $\vec{x}_i$  into archive  $A$ ;
- 19:             Save values of  $F$  and  $CR$  into respective sets  $S_F$  and  $S_{CR}$  and increase respective success count;
- 20:         **end if**
- 21:     **end for**
- 22:     Update circle memories  $M_F$  and  $M_{CR}$  using respective sets  $S_F$  and  $S_{CR}$  for each strategy (see its detail in LSHADE44 [39]);
- 23:     Merge subpopulation  $P'$  (not involved in mutation and crossover) and children  $C$  and form new population  $P$ ;
- 24:     Calculate the required population size  $N_t$ ;
- 25:     **if**  $N_t < |P|$  **then**
- 26:         Randomly delete  $|P| - N_t$  individuals from  $P$ ;
- 27:     **end if**
- 28:     Calculate the required archive size  $|A|_{\max} = 4N_t$ ;

- 29:     **if**  $|A| > |A|_{\max}$  **then**
- 30:         Randomly delete  $|A| - |A|_{\max}$  individuals from archive  $A$ ;
- 31:     **end if**
- 32:     Increase counter  $FES$  by  $\lambda$  and counter  $t$  by 1;
- 33: **end while**

There are several major differences between HECO-DE and LSHADE44 which are listed as below.

*Lines 12:* in HECO-DE, mutation is applied to subpopulation  $Q$ , rather than the whole population  $P$ . Thus, current-to-pbest/1 mutation and randr1/1 mutation must be modified because the ranking of individuals is restricted to subpopulation  $Q$ . Given target  $x_i$  and subpopulation  $Q$ ,  $x_{Q_{best}}$  is chosen to be the individual in  $Q$  with the lowest value of  $f_i(\vec{x})$ . Hence, current-to-pbest/1 mutation (23) is modified as

$$\vec{u}_i = \vec{x}_i + F_k(\vec{x}_{Q_{best}} - \vec{x}_i) + F_k(\vec{x}_{r_1} - \vec{x}_{r_2}), \quad (34)$$

This new mutation is called current-to-Qbest/1 mutation. For randr1/1 mutation (25),  $\vec{x}_{r_1}$ ,  $\vec{x}_{r_2}$  and  $\vec{x}_{r_3}$  are not compared but just randomly selected from subpopulation  $Q$ . Thus it returns to the original rand/1 mutation (24).

*Lines 12 and 16:* ranking individuals is used in both mutation (23) and calculation of the equivalent function (30). Because ranking is restricted within subpopulation  $Q$  and its size  $\lambda$  is a small constant, the time complexity of ranking is a constant. This is different from LSHADE44 in which individuals in the whole population  $P$  are ranked. Its time complexity is a function of dimension  $D$ .

*Lines 17-20:* if  $f_i(\vec{y}_i) < f_i(\vec{x}_i)$ , then  $\vec{y}_i$  is accepted and added into children population  $C$ . HECO-DE minimises  $\lambda$  functions  $f_i$  simultaneously. In *Line 7*, the weights on each  $f_i$  are dynamically adjusted (detail in Subsection V-D). This is the most important difference from LSHADE44.

Since  $\lambda$  is a small constant, the number of operations in HECO-DE is only changed by a constant when compared with LSHADE44. Thus, the time complexity of HECO-DE in each generation is the same as LSHADE44 [39].

### D. A New Mechanism of Dynamical Adjustment of Weights

We propose a special mechanism for dynamically adjusting weights. Function  $f_i$  in subproblem (33) is a weighted sum of helper and equivalent functions:

$$f_i(\vec{x}) = w_{1i}\tilde{e}(\vec{x}) + w_{2i}v(\vec{x}) + w_{3i}f(\vec{x}), \quad (35)$$

where  $w_{1i}, w_{2i}, w_{3i}$  are the weights on functions  $\tilde{e}, v$  and  $f$  respectively. Weights are adjusted according to the following principle: each  $f_i$  converges to an equivalent function. Thus,

$$\lim_{t \rightarrow +\infty} w_{1i,t} > 0, \lim_{t \rightarrow +\infty} w_{2i,t} > 0, \lim_{t \rightarrow +\infty} w_{3i,t} = 0.$$

In HECO-DE, weights are designed to linearly increase (for  $w_1, w_2$ ) or decrease (for  $w_3$ ) over  $t$  and also linearly



increase (for  $w_1, w_2$ ) or decrease (for  $w_3$ ) over  $i$ . In more detail, weights are given by

$$w_{1i,t} = \frac{t}{T_{\max}} \cdot \frac{i}{\lambda}, \quad (36)$$

$$w_{2i,t} = \frac{t}{T_{\max}} \cdot \frac{i}{\lambda} + \gamma, \quad (37)$$

$$w_{3i,t} = \left(1 - \frac{t}{T_{\max}}\right) \cdot \left(1 - \frac{i}{\lambda}\right), \quad (38)$$

where  $\lambda$  is the number of subproblems.  $T_{\max}$  is the maximal number of generations.  $\gamma \in (0, 1)$  is a bias constant which is linked to the number of constraints. The more constraints, the larger  $\gamma$  and  $w_2$ .

Figures 5 and 6 depict the change of normalised weights over  $t/T_{\max}$ . For  $\lambda$ th individual, weights  $w_{1\lambda} > 0, w_{2\lambda} > 0$  but  $w_{3\lambda} = 0$ . This individual minimises an equivalent function  $f_\lambda$ . For 1st individual, weight  $w_{31}$  initially is set to a large value. Thus, at the beginning of search, this individual focuses on minimising a helper function  $f_1$ . Subsequently  $w_{31}$  decreases to 0. It turns to minimise an equivalent function  $f_1$  at the end of search.

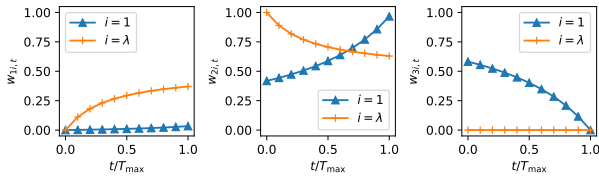


Fig. 5. The change of weights for 1st and  $\lambda$ th individuals on CEC2006 benchmark functions.  $\gamma = 0.7$ .

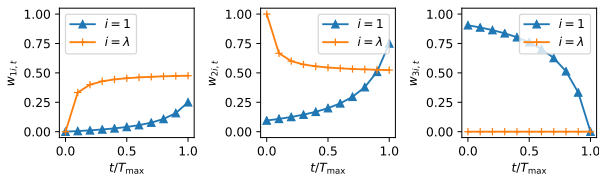


Fig. 6. The change of weights for 1st and  $\lambda$ th individuals on CEC2017 benchmarks.  $\gamma = 0.1$ .

## VI. COMPARATIVE EXPERIMENTS AND RESULTS

### A. Experimental Setting

HECO-DE was tested on two well-known benchmark sets. The first set is from IEEE CEC2017 Competition and Special Session on Constrained Single Objective Real-Parameter Optimization [5] which consists of 28 scalable functions with dimension  $D = 10, 30, 50, 100$  (total  $4 \times 28$  benchmarks). The second set is from the IEEE CEC2006 Special Session on Constrained Real-parameter Optimization [47] which consists of 24 functions. According to [47], there is no feasible solutions for function g20 and it is extremely difficult to find the optimum of function g22. Thus, these two functions are excluded in the comparison.

Tables I and II list the parameter setting used in HECO-DE. In Table I, parameters inherited from LSHADE44 are set to values similar to LSHADE44 [39].

TABLE I  
PARAMETERS INHERITED FROM LSHADE44

historical memory size	$H = 5$
number of strategies	$K = 4$
constant in strategy adaption	$n_0 = 2$
threshold in strategy adaption	$\delta = 1/20$
the maximum size of archive $A$	$ A _{\max} = 4N_t$
tolerance for equivalent constraints	$\sigma = 0.0001$

In Table II, population size  $N_0$ , the number of subproblems  $\lambda$  and constraint violation bias  $\gamma$  are set to different values on CEC2006 and CEC2017 benchmarks. Since CEC2006 benchmarks include more constraints, both the values of  $\lambda$  and  $\gamma$  are set higher on CEC2006 benchmarks than that on CEC2017. The initial population size  $N_0$  is set to a constant on CEC2006 benchmarks, while it is set to  $12D$  on CEC2017 benchmarks because the dimension  $D$  ranges from 10 to 100. As required by the competitions, twenty five independent runs were taken on each benchmark.

TABLE II  
DIFFERENT PARAMETER SETTING IN CEC2006 AND CEC2017

CEC2006	
$FES_{\max}$ from CEC2006 benchmarks	$FES_{\max} = 500,000$
required population sizes	$N_0 = 450, N_{T_{\max}} = \lambda$
population size of $Q$	$\lambda = 45$
constraint violation bias	$\gamma = 0.7$
CEC2017	
$FES_{\max}$ from CEC2017 benchmarks	$FES_{\max} = 20000D$
required population sizes	$N_0 = 12D, N_{T_{\max}} = \lambda$
population size of $Q$	$\lambda = 20$
constraint violation bias	$\gamma = 0.1$

### B. Experimental results on IEEE CEC2017 benchmarks

HECO-DE was compared with seven single-objective EAs in CEC2017/18 constrained optimisation competitions, which are CAL-SHADE [48], LSHADE44+IDE [49], LSHADE44 [39], UDE [50], MA-ES [51], IUDE [52], LSHADE-IEpsilon [53], and one decomposition-based MOEA, DeCODE [11].

HECO-DE was also compared with its two variants. The first variant is to remove the equivalent function from HECO-DE. In the weighted sum (35),  $\tilde{e}(\vec{x})$  is replaced by  $f(\vec{x})$ . We call it HCO-DE. The second variant is to choose the superiority of feasibility rule as the equivalent function. In the weighted sum (35),  $\tilde{e}(\vec{x})$  is replaced by  $e(\vec{x})$  given by (10). We call it HECO-DE(FR). The three algorithms adopt same parameter setting.

According to the CEC2017/18 competition rules [5], EAs under comparison were ranked on the experimental results against the use of 28 benchmarks under  $D = 10, 30, 50, 100$ , in terms of the mean values and median solution. All results were compared at the precision level of  $1e - 8$  in the same

way as the official ranking source code [5]. The rank value of each algorithm on each dimension was calculated as below:

$$\text{Rank value} = \sum_{i=1}^{28} \text{rank}_i(\text{by mean value}) + \sum_{i=1}^{28} \text{rank}_i(\text{by median solution}). \quad (39)$$

The total rank value is the sum of rank values on four dimensions.

Table III summarises the ranks of EAs on four dimensions and total ranks. HECO-DE is the top-ranked amongst all compared. This result clearly demonstrates that HECO-DE consistently outperforms other EAs on all dimensions. Without the equivalent function, HCO-DE is worse than HECO-DE and HECO-DE(FR). HECO-DE(FR) which uses the superiority of feasibility rule as the equivalent objective is slightly worse than HECO-DE. Tables IV and V provide a sensitivity analysis of parameters  $\lambda$  and  $\gamma$ . HECO-DE with all five  $\lambda$  and  $\gamma$  values had obtained lower total ranks than other EAs.

Due to the paper length restriction, more experimental results are provided in the supplement.

TABLE III  
TOTAL RANKS OF HECO-DE AND OTHER EAS ON IEEE CEC2017 BENCHMARKS

Algorithm/Dimension	10D	30D	50D	100D	Total
CAL_LSAHDE(2017)	421	420	469	478	1788
LSHADE44+IDE(2017)	310	394	422	392	1518
LSAHDE44(2017)	332	344	342	342	1360
UDE(2017)	341	372	377	438	1528
MA_ES(2018)	271	261	273	282	1087
IUDE(2018)	198	261	269	327	1055
LSAHDE_Iepsilon(2018)	222	278	324	372	1196
DeCODE(2018)	239	297	302	328	1166
HCO-DE	282	253	255	219	1009
HECO-DE(FR)	158	194	186	<b>202</b>	740
<b>HECO-DE</b>	<b>154</b>	<b>139</b>	<b>156</b>	205	<b>654</b>

TABLE IV  
TOTAL RANKS OF HECO-DE WITH VARYING  $\lambda$  AND OTHER EAS ON IEEE CEC2017 BENCHMARKS

Algorithm/Dimension	10D	30D	50D	100D	Total
CAL_LSAHDE(2017)	507	508	569	582	2166
LSHADE44+IDE(2017)	381	486	524	483	1874
LSAHDE44(2017)	409	431	431	422	1693
UDE(2017)	431	479	480	537	1927
MA_ES(2018)	326	321	341	347	1335
IUDE(2018)	250	343	345	424	1362
LSAHDE_Iepsilon(2018)	277	354	420	472	1523
DeCODE(2018)	301	381	390	410	1482
HECO-DE( $\lambda = 15$ )	<b>172</b>	199	218	261	850
<b>HECO-DE(<math>\lambda = 20</math>)</b>	194	<b>149</b>	<b>181</b>	242	<b>766</b>
HECO-DE( $\lambda = 25$ )	177	174	197	241	789
HECO-DE( $\lambda = 30$ )	195	192	204	<b>210</b>	801
HECO-DE( $\lambda = 35$ )	189	208	200	222	819

### C. Experimental results on IEEE CEC2006 benchmarks

HECO-DE was compared with five EAs, which are CMODE [20], NSES [54], FROFI [55], DW [10] and DeCODE [11], on IEEE CEC2006 benchmarks.

Table VI summarises experiment results, where “Mean” and “Std Dev” denote the mean and standard deviation of objective function values, respectively. As suggested in [47],

TABLE V  
TOTAL RANKS OF HECO-DE WITH VARYING  $\gamma$  VALUES AND OTHER EAS ON IEEE CEC2017 BENCHMARKS

Algorithm/Dimension	10D	30D	50D	100D	Total
CAL_LSAHDE(2017)	508	511	572	583	2174
LSHADE44+IDE(2017)	373	485	518	482	1858
LSAHDE44(2017)	405	428	427	422	1682
UDE(2017)	423	471	465	532	1891
MA_ES(2018)	329	320	334	349	1332
IUDE(2018)	249	317	315	419	1300
LSAHDE_Iepsilon(2018)	276	341	415	475	1507
DeCODE(2018)	296	362	370	398	1426
HECO-DE( $\gamma = 0.0$ )	254	207	243	287	991
<b>HECO-DE(<math>\gamma = 0.1</math>)</b>	186	<b>177</b>	<b>186</b>	234	<b>783</b>
HECO-DE( $\gamma = 0.2$ )	<b>182</b>	186	197	223	788
HECO-DE( $\gamma = 0.3$ )	190	220	229	<b>210</b>	849
HECO-DE( $\gamma = 0.4$ )	209	262	283	261	1015

a successful run is a run during which an algorithm finds a feasible solution  $\vec{x}$  satisfying  $f(\vec{x}_{best}) - f(\vec{x}^*) \leq 0.0001$ , where  $f(\vec{x}_{best})$  is the best solution found by the algorithm and  $f(\vec{x}^*)$  is the optimum. In Table VI, “\*” denotes that the algorithm satisfies this successful rule in 25 runs for a test problem.

As shown in Table VI, the performance of HECO-DE is similar to NSES, FROFI, DeCODE, which can always find optimum of all test problems. HECO-DE performs better than CMODE and DW. CMODE cannot find the optimum of problem g21 and DW cannot find the optimum of g17 with 100% success rate.

HECO-DE was also compared with HCO-DE and HECO-DE(FR) on four functions g02, g10, g21, and g23. Table VII shows that HECO-DE always find the optimum on all test functions. But without an equivalent objective, HCO-DE has a lower success rate or feasible rate. HECO-DE(FR) faces performance degradation on g10, g21, and g23, probably because the superiority of feasibility rule has a higher selection pressure than the equivalent function (30).

## VII. CONCLUSIONS

This paper has proposed a helper and equivalent objective method for constrained optimisation. It is theoretically proven that for a hard problem called “wide gap”, using helper and equivalent objectives can shorten the time of crossing the “wide gap”. This general theoretical result shows the strengths of multi-objective EAs in solving COPs.

A case study has been conducted for validating our method. An algorithm, called HECO-DE, has been implemented which employs both helper and equivalent objectives and reuses search operators from LSHADE44 [39]. A new equivalent function and a new mechanism of dynamically weighting are designed in HECO-DE. Experimental results show that the overall performance of HECO-DE is ranked first when compared with other state-of-art EAs on CEC2017 benchmarks. HECO-DE also performs well on CEC2006 benchmarks.

For future work, we will consider each constraint violation degree as an individual helper objective and then design a many helper and equivalent objectives EA for COPs.

TABLE VI  
COMPARATIVE EXPERIMENT RESULTS ON IEEE CEC2006 BENCHMARKS. \* DENOTES THE NUMBER OF SATISFYING SUCCESSFUL RULE

	CMODE Mean±Std Dev	NSES Mean±Std Dev	DW Mean±Std Dev	FROFI Mean±Std Dev	DeCODE Mean±Std Dev	HECO-DE Mean±Std Dev
g01	-1.5000E+01±0.00E+00*	-1.5000E+01±4.21E-30*	-1.5000E+01±5.02E-14*	-1.5000E+01±0.00E+00*	-1.5000E+01±0.00E+00*	-1.5000E+01±0.00E+00*
g02	-8.0362E-01±2.42E-08*	-8.0362E-01±2.41E-32*	-8.0362E-01±9.99E-08*	-8.0362E-01±1.78E-07*	-8.0362E-01±3.12E-09*	-8.0362E-01±1.21E-06*
g03	-1.0005E+00±5.29E-10*	-1.0005E+00±5.44E-19*	-1.0005E+00±4.27E-12*	-1.0005E+00±4.49E-16*	-1.0005E+00±4.00E-16*	-1.0005E+00±3.54E-09*
g04	-3.0666E+04±2.64E-26*	-3.0666E+04±2.22E-24*	-3.0666E+04±0.00E+00*	-3.0666E+04±3.71E-12*	-3.0666E+04±3.71E-12*	-3.0666E+04±0.00E+00*
g05	5.1265E+03±1.24E-27*	5.1265E+03±0.00E+00*	5.1265E+03±4.22E-10*	5.1265E+03±2.78E-12*	5.1265E+03±2.78E-12*	5.1265E+03±0.00E+00*
g06	-6.9618E+03±1.32E-26*	-6.9618E+03±0.00E+00*	-6.9618E+03±0.00E+00*	-6.9618E+03±0.00E+00*	-6.9618E+03±0.00E+00*	-6.9618E+03±0.00E+00*
g07	2.4306E+01±7.65E-15*	2.4306E+01±.37E-09*	2.4306E+01±5.28E-10*	2.4306E+01±6.32E-15*	2.4306E+01±8.52E-12*	2.4306E+01±1.77E-14*
g08	-9.5825E+02±6.36E-18*	-9.5825E+02±2.01E-34*	-9.5825E+02±2.78E-18*	-9.5825E+02±1.42E-17*	-9.5825E+02±1.42E-17*	-9.5825E+02±0.00E+00*
g09	6.8063E+02±4.96E-14*	6.8063E+02±1.10E-25*	6.8063E+02±2.23E-11*	6.8063E+02±2.23E-11*	6.8063E+02±2.54E-13*	6.8063E+02±0.00E+00*
g10	7.0492E+03±2.52E-13*	7.0492E+03±2.07E-24*	7.0492E+03±4.43E-08*	7.0492E+03±3.26E-12*	7.0492E+03±6.34E-10*	7.0492E+03±1.35E-06*
g11	7.499E-01±0.00E+00*	7.499E-01±0.00E+00*	7.499E-01±1.06E-16*	7.499E-01±1.13E-16*	7.499E-01±1.13E-16*	7.499E-01±0.00E+00*
g12	-1.00E+00±0.00E+00*	-1.00E+00±0.00E+00*	-1.00E+00±0.00E+00*	-1.00E+00±0.00E+00*	-1.00E+00±0.00E+00*	-1.00E+00±0.00E+00*
g13	5.3942E-02±1.04E-17*	5.3942E-02±1.98E-34*	5.3942E-02±6.03E-14*	5.3942E-02±2.41E-17*	5.3942E-02±2.13E-17*	5.3942E-02±1.30E-17*
g14	-4.7765E+01±3.62E-15*	-4.7765E+01±0.00E+00*	-4.7765E+01±3.47E-10*	-4.7765E+01±2.34E-14*	-4.7765E+01±2.93E-14*	-4.7765E+01±2.60E-15*
g15	9.6172E+02±0.00E+00*	9.6172E+02±0.00E+00*	9.6172E+02±4.47E-13*	9.6172E+02±5.80E-13*	9.6172E+02±5.80E-13*	9.6172E+02±0.00E+00*
g16	-1.9052E+00±2.64E-26*	-1.9052E+00±2.62E-30*	-1.9052E+00±0.00E+00*	-1.9052E+00±4.53E-16*	-1.9052E+00±4.53E-16*	-1.9052E+00±0.00E+00*
g17	8.8535E+03±1.24E-27*	8.8535E+03±2.51E-23*	<b>8.8802E+03±3.63E-01*</b>	8.8535E+03±0.00E+00*	8.8535E+03±3.23E-08*	8.8535E+03±2.98E-08*
g18	-8.6603E-01±6.51E-17*	-8.6603E-01±4.62E-33*	-8.6603E-01±3.30E-07*	-8.6603E-01±6.94E-16*	-8.6603E-01±2.54E-13*	-8.6603E-01±0.00E+00*
g19	3.2656E+01±1.07E-10*	3.2656E+01±1.52E-05*	3.2656E+01±3.37E-07*	3.2656E+01±2.18E-14*	3.2656E+01±2.25E-14*	3.2656E+01±4.17E-10*
g21	<b>2.6195E+01±5.34E+01</b>	1.9372E+02±1.62E-22*	1.9372E+02±3.66E-09*	1.9372E+02±2.95E-11*	1.9372E+02±4.82E-10*	1.9372E+02±5.17E-11*
g23	-4.0006E+02±7.33E-11*	-4.0006E+02±9.08E-26*	-4.0006E+02±6.49E-06*	-4.0006E+02±1.71E-13*	-4.0006E+02±1.66E-05*	-4.0006E+02±4.37E-09*
g24	-5.5080E+00±.24E-28*	-5.5080E+00±0.00E+00*	-5.5080E+00±0.00E+00*	-5.5080E+00±9.06E-16*	-5.5080E+00±9.06E-16*	-5.5080E+00±0.00E+00*
*	<b>21</b>	<b>22</b>	<b>21</b>	<b>22</b>	<b>22</b>	<b>22</b>

TABLE VII


COMPARISON OF HECO-DE WITH HCO-DE AND HECO-DE(FR) ON FUNCTIONS G02, G10, G21, AND G23

CEC2006	Mean (Success Rate%)[Feasible Rate%]		
	HCO-DE	HECO-DE(FR)	HECO-DE
g02	-0.8032(96)[100]	<b>-0.8036(100)[100]</b>	<b>-0.8036(100)[100]</b>
g10	6815.3984(76)[80]	7013.3762(80)[84]	<b>7049.2480(100)[100]</b>
g21	23.2469(12)[12]	7.4898(4)[4]	<b>193.7245(100)[100]</b>
g23	-376.0544(96)[100]	-376.0436(92)[100]	<b>-400.0551(100)[100]</b>

## REFERENCES

- [1] Z. Michalewicz and M. Schoenauer, "Evolutionary algorithms for constrained parameter optimization problems," *Evolutionary computation*, vol. 4, no. 1, pp. 1–32, 1996.
- [2] C. A. Coello Coello, "Theoretical and numerical constraint-handling techniques used with evolutionary algorithms: A survey of the state of the art," *Computer Methods in Applied Mechanics and Engineering*, vol. 191, no. 11–12, pp. 1245–1287, 2002.
- [3] E. Mezura-Montes and C. A. Coello Coello, "Constraint-handling in nature-inspired numerical optimization: Past, present and future," *Swarm and Evolutionary Computation*, vol. 1, no. 4, pp. 173–194, 2011.
- [4] C. Segura, C. A. C. Coello, G. Miranda, and C. León, "Using multi-objective evolutionary algorithms for single-objective constrained and unconstrained optimization," *Annals of Operations Research*, vol. 240, no. 1, pp. 217–250, 2016.
- [5] P. N. Suganthan. (2020) Comparison of results in 2019 on CEC Competition on Constrained Real Parameter Optimization 2017. Accessed on 1 March 2020. [Online]. Available: <https://github.com/P-N-Suganthan/CEC2017>
- [6] M. T. Jensen, "Helper-objectives: Using multi-objective evolutionary algorithms for single-objective optimisation," *Journal of Mathematical Modelling and Algorithms*, vol. 3, no. 4, pp. 323–347, 2004.
- [7] T. Friedrich, J. He, N. Hebbinghaus, F. Neumann, and C. Witt, "Analyses of simple hybrid algorithms for the vertex cover problem," *Evolutionary Computation*, vol. 17, no. 1, pp. 3–19, 2009.
- [8] T. Xu, J. He, C. Shang, and W. Ying, "A new multi-objective model for constrained optimisation," in *Advances in Computational Intelligence Systems: the 16th UK Workshop on Computational Intelligence*, P. Angelov, A. Gegov, C. Jayne, and Q. Shen, Eds. Springer, 2017, pp. 71–85.
- [9] S. Zeng, R. Jiao, C. Li, X. Li, and J. S. Alkasassbeh, "A general framework of dynamic constrained multiobjective evolutionary algorithms for constrained optimization," *IEEE transactions on Cybernetics*, vol. 47, no. 9, pp. 2678–2688, 2017.
- [10] C. Peng, H.-L. Liu, and F. Gu, "A novel constraint-handling technique based on dynamic weights for constrained optimization problems," *Soft Computing*, vol. 22, no. 12, pp. 3919–3935, 2018.
- [11] B.-C. Wang, H.-X. Li, Q. Zhang, and Y. Wang, "Decomposition-based multiobjective optimization for constrained evolutionary optimization," *IEEE Transactions on Systems, Man, and Cybernetics: Systems*, 2018.
- [12] J. He and X. Yao, "Towards an analytic framework for analysing the computation time of evolutionary algorithms," *Artificial Intelligence*, vol. 145, no. 1–2, pp. 59–97, 2003.
- [13] T. Chen, J. He, G. Chen, and X. Yao., "Choosing selection pressure for wide-gap problems," *Theoretical Computer Science*, vol. 411, no. 6, pp. 926–934, 2010.
- [14] T. Xu, J. He, and C. Shang, "Helper and equivalent objective different evolution for constrained optimisation," in *Proceedings of the Genetic and Evolutionary Computation Conference Companion*, 2019, pp. 9–10.
- [15] P. D. Surry and N. J. Radcliffe, "The COMOGA method: constrained optimisation by multi-objective genetic algorithms," *Control and Cybernetics*, vol. 26, pp. 391–412, 1997.
- [16] E. Camponogara and S. N. Talukdar, "A genetic algorithm for constrained and multi-objective optimization," in *3rd Nordic Workshop on Genetic Algorithms and Their Applications (3NWGA)*, Vaasa, Finland, 1997.
- [17] E. Mezura-Montes and C. A. C. Coello, "Constrained optimization via multiobjective evolutionary algorithms," in *Multiobjective Problem Solving from Nature*, J. Knowles, D. Corne, K. Deb, and D. Chair, Eds. Springer Berlin Heidelberg, 2008, pp. 53–75.
- [18] Y. Zhou, Y. Li, J. He, and L. Kang, "Multi-objective and MGG evolutionary algorithm for constrained optimisation," in *Proceedings of 2003 IEEE Congress on Evolutionary Computation*. Canberra, Australia: IEEE Press, 2003, pp. 1–5.
- [19] Z. Cai and Y. Wang, "A multiobjective optimization-based evolutionary algorithm for constrained optimization," *IEEE Transactions on Evolutionary Computation*, vol. 10, no. 6, pp. 658–675, 2006.
- [20] Y. Wang and Z. Cai, "Combining multiobjective optimization with differential evolution to solve constrained optimization problems," *IEEE Transactions on Evolutionary Computation*, vol. 16, no. 1, pp. 117–134, 2012.
- [21] —, "A dynamic hybrid framework for constrained evolutionary optimization," *IEEE Transactions on Systems, Man, and Cybernetics, Part B: Cybernetics*, vol. 42, no. 1, pp. 203–217, 2012.
- [22] C. A. C. Coello and E. Mezura-Montes, "Handling constraints in genetic algorithms using dominance-based tournaments," in *Adaptive Computing in Design and Manufacture V*. Springer, 2002, pp. 273–284.
- [23] X. Li, S. Zeng, C. Li, and J. Ma, "Many-objective optimization with dynamic constraint handling for constrained optimization problems," *Soft Computing*, vol. 21, no. 24, pp. 7435–7445, 2017.
- [24] K. Deb and R. Datta, "A bi-objective constrained optimization algorithm using a hybrid evolutionary and penalty function approach," *Engineering Optimization*, vol. 45, no. 5, pp. 503–527, 2013.

- [25] R. Datta and K. Deb, "Uniform adaptive scaling of equality and inequality constraints within hybrid evolutionary-cum-classical optimization," *Soft Computing*, vol. 20, no. 6, pp. 2367–2382, 2016.
- [26] R. Jiao, S. Zeng, J. S. Alkassabeh, and C. Li, "Dynamic multi-objective evolutionary algorithms for single-objective optimization," *Applied Soft Computing*, vol. 61, pp. 793–805, 2017.
- [27] W. Huang, T. Xu, K. Li, and J. He, "Multiobjective differential evolution enhanced with principle component analysis for constrained optimization," *Swarm and Evolutionary Computation*, p. 100571, 2019.
- [28] B. Ji, X. Yuan, and Y. Yuan, "Modified NSGA-II for solving continuous berth allocation problem: Using multiobjective constraint-handling strategy," *IEEE Transactions on Cybernetics*, vol. 47, no. 9, pp. 2885–2895, 2017.
- [29] J.-Y. Ji, W.-J. Yu, Y.-J. Gong, and J. Zhang, "Multiobjective optimization with -constrained method for solving real-parameter constrained optimization problems," *Information Sciences*, vol. 467, pp. 15–34, 2018.
- [30] R. Jiao, S. Zeng, and C. Li, "A feasible-ratio control technique for constrained optimization," *Information Sciences*, vol. 502, pp. 201–217, 2019.
- [31] S. Zeng, R. Jiao, C. Li, and R. Wang, "Constrained optimisation by solving equivalent dynamic loosely-constrained multiobjective optimisation problem," *International Journal of Bio-Inspired Computation*, vol. 13, no. 2, pp. 86–101, 2019.
- [32] T. Xu and J. He, "A multi-population helper and equivalent objective differential evolution algorithm," in *2019 IEEE Symposium Series on Computational Intelligence (SSCI)*. IEEE, 2019, pp. 2237–2244.
- [33] J. He, B. Mitavskiy, and Y. Zhou, "A theoretical assessment of solution quality in evolutionary algorithms for the knapsack problem," in *Proceedings of 2014 IEEE Congress on Evolutionary Computation*. IEEE, 2014, pp. 141–148.
- [34] F. Neumann and A. M. Sutton, "Runtime analysis of evolutionary algorithms for the knapsack problem with favorably correlated weights," in *International Conference on Parallel Problem Solving from Nature*. Springer, 2018, pp. 141–152.
- [35] K. Deb, "An efficient constraint handling method for genetic algorithms," *Computer methods in applied mechanics and engineering*, vol. 186, no. 2-4, pp. 311–338, 2000.
- [36] Q. Zhang and H. Li, "MOEA/D: A multiobjective evolutionary algorithm based on decomposition," *IEEE Transactions on evolutionary computation*, vol. 11, no. 6, pp. 712–731, 2007.
- [37] A. Trivedi, D. Srinivasan, K. Sanyal, and A. Ghosh, "A survey of multiobjective evolutionary algorithms based on decomposition," *IEEE Transactions on Evolutionary Computation*, vol. 21, no. 3, pp. 440–462, 2017.
- [38] J. He and X. Yao, "Average drift analysis and population scalability," *IEEE Transactions on Evolutionary Computation*, vol. 21, no. 3, pp. 426–439, 2017.
- [39] R. Poláková, "L-shade with competing strategies applied to constrained optimization," in *Proceedings of 2017 IEEE Congress on Evolutionary Computation*. IEEE, 2017, pp. 1683–1689.
- [40] J. Zhang and A. C. Sanderson, "Jade: adaptive differential evolution with optional external archive," *IEEE Transactions on evolutionary computation*, vol. 13, no. 5, pp. 945–958, 2009.
- [41] P. Kaelo and M. Ali, "A numerical study of some modified differential evolution algorithms," *European Journal of Operational Research*, vol. 169, no. 3, pp. 1176–1184, 2006.
- [42] S. M. Islam, S. Das, S. Ghosh, S. Roy, and P. N. Suganthan, "An adaptive differential evolution algorithm with novel mutation and crossover strategies for global numerical optimization," *IEEE Transactions on Systems, Man, and Cybernetics, Part B (Cybernetics)*, vol. 42, no. 2, pp. 482–500, 2011.
- [43] D. Zaharie, "Influence of crossover on the behavior of differential evolution algorithms," *Applied soft computing*, vol. 9, no. 3, pp. 1126–1138, 2009.
- [44] J. Tvrđík, "Competitive differential evolution," in *MENDEL*, 2006, pp. 7–12.
- [45] J. Tvrđík, "Adaptation in differential evolution: A numerical comparison," *Applied Soft Computing*, vol. 9, no. 3, pp. 1149–1155, 2009.
- [46] R. Tanabe and A. S. Fukunaga, "Improving the search performance of shade using linear population size reduction," in *Proceedings of 2014 IEEE Congress on Evolutionary Computation*. IEEE, 2014, pp. 1658–1665.
- [47] J. Liang, T. P. Runarsson, E. Mezura-Montes, M. Clerc, P. N. Suganthan, C. C. Coello, and K. Deb, "Problem definitions and evaluation criteria for the CEC 2006 special session on constrained real-parameter optimization," *Journal of Applied Mechanics*, vol. 41, no. 8, pp. 8–31, 2006.
- [48] A. Zamuda, "Adaptive constraint handling and success history differential evolution for CEC2017 constrained real-parameter optimization," in *Proceedings of 2017 IEEE Congress on Evolutionary Computation*. IEEE, 2017, pp. 2443–2450.
- [49] J. Tvrđík and R. Poláková, "A simple framework for constrained problems with application of l-shade44 and ide," in *Proceedings of 2017 IEEE Congress on Evolutionary Computation*. IEEE, 2017, pp. 1436–1443.
- [50] A. Trivedi, K. Sanyal, P. Verma, and D. Srinivasan, "A unified differential evolution algorithm for constrained optimization problems," in *Proceedings of 2017 IEEE Congress on Evolutionary Computation*. IEEE, 2017, pp. 1231–1238.
- [51] M. Hellwig and H.-G. Beyer, "A matrix adaptation evolution strategy for constrained real-parameter optimization," in *Proceedings of 2018 IEEE Congress on Evolutionary Computation*. IEEE, 2018, pp. 1–8.
- [52] D. S. Anupam Trivedi and N. Biswas, "An improved unified differential evolution algorithm for constrained optimization problems," in *Proceedings of 2018 IEEE Congress on Evolutionary Computation*. IEEE, 2018, pp. 1–10.
- [53] Z. Fan, Y. Fang, W. Li, Y. Yuan, Z. Wang, and X. Bian, "Lshade44 with an improved  $\epsilon$  constraint-handling method for solving constrained single-objective optimization problems," in *Proceedings of 2018 IEEE Congress on Evolutionary Computation*. IEEE, 2018, pp. 1–8.
- [54] L. Jiao, L. Li, R. Shang, F. Liu, and R. Stolkin, "A novel selection evolutionary strategy for constrained optimization," *Information Sciences*, vol. 239, pp. 122–141, 2013.
- [55] Y. Wang, B.-C. Wang, H.-X. Li, and G. G. Yen, "Incorporating objective function information into the feasibility rule for constrained evolutionary optimization," *IEEE Transactions on Cybernetics*, vol. 46, no. 12, pp. 2938–2952, 2015.



**Tao Xu** (S'19) received the B.S. degree in cognitive science and technology in Xiamen University, Xiamen, China, in 2014, and the M.Sc. degree in Aberystwyth University, Aberystwyth, UK, in 2015. He is currently a Ph.D. student in Aberystwyth University, Aberystwyth, UK.

His current research interests include evolutionary computation and constrained optimisation.



**Jun He** (M'06, SM'18) received the B.S. and M.Sc. degrees in mathematics and the Ph.D. degree in computer science all from Wuhan University, Wuhan, China, in 1989, 1992 and 1995 respectively.

Currently he is an associate professor in computer science within School of Science and Technology, Nottingham Trent University, UK. His research interests include computational intelligence, evolutionary computation, global optimization, data analysis and network security.



**Changjing Shang** received the Ph.D. degree in Computing and Electrical Engineering from Heriot-Watt University, Edinburgh, U.K., in 1995. She is currently a University Research Fellow with the Department of Computer Science, Aberystwyth University, Aberystwyth, U.K. Prior to joining Aberystwyth, she was with Heriot-Watt, Loughborough and Glasgow Universities. She has published extensively, and supervised more than fifteen PhDs/Post-Docs in the areas of pattern recognition, data mining, space robotics, and image modelling and analysis.