

RESEARCH

Open Access



Adaptation and validation of the Online-Fear of Missing Out Inventory into Turkish and the association with social media addiction, smartphone addiction, and life satisfaction

Fuad Bakioğlu¹, Metin Deniz², Mark D. Griffiths³ and Amir H. Pakpour^{4*}

Abstract

Background: In online environments, fear of missing out (FoMO) is where individuals become constantly preoccupied with what others are doing online and feel unable to log off in case they miss something. FoMO is a concept associated with the use of online social media (OSM; e.g., *Facebook* use, *Instagram* use) and various scales have been developed to assess the concept. One such scale is the Online Fear of Missing Out (On-FoMO) Inventory. The present study translated the On-FoMO Inventory into Turkish and its main aim was to test the validity and reliability of the scale. The secondary aim was to investigate the relationships between FoMO, social media addiction, smartphone addiction, and life satisfaction.

Methods: A total of 419 participants (289 females and 130 males, mean age = 25.43 years, SD = 6.37) completed a self-report questionnaire including the On-FoMO Inventory, Fear of Missing Out Scale, Bergen Social Media Addiction Scale, Smartphone Addiction Scale-Short Version, and Satisfaction with Life Scale. In the adaptation process of the On-FoMO Inventory, confirmatory factor analysis, concurrent validity, and reliability analyses were performed.

Results: The four-factor structure of the On-FoMO Inventory was confirmed and the Turkish version of the scale demonstrated good reliability. Online FoMO was positively related to social media addiction and smartphone addiction, and negatively related to life satisfaction.

Conclusion: The results showed that the Turkish version of the On-FoMO Inventory has strong psychometric properties.

Keywords: Fear of missing out (FoMO), Social media addiction, Smartphone addiction, Life satisfaction

Introduction

Over the past decade, the use of smartphones and social media has become more widespread worldwide. According to the Global Statshot Report 2021, there were 5.27 billion mobile phone users and 4.48 billion active social

media users globally [1]. According to this report, Turkey (where the present study was carried out) ranks 44th among 238 countries in terms of the number of social media users in the general population. Moreover, the most frequently used social media platforms worldwide are *Facebook*, *YouTube*, *Instagram*, *Reddit*, *Snapchat*, and *Twitter* [2]. The concept of online social media (OSM) use discussed in the present study refers to the use of applications such as *Facebook*, *Instagram*, and *Twitter*. The usage rate of these applications appears to increase

*Correspondence: amir.pakpour@ju.se

⁴ Department of Nursing, School of Health and Welfare, Jönköping University, Gjuterigatan 5, 553 18 Jönköping, Sweden
Full list of author information is available at the end of the article



© The Author(s) 2022. **Open Access** This article is licensed under a Creative Commons Attribution 4.0 International License, which permits use, sharing, adaptation, distribution and reproduction in any medium or format, as long as you give appropriate credit to the original author(s) and the source, provide a link to the Creative Commons licence, and indicate if changes were made. The images or other third party material in this article are included in the article's Creative Commons licence, unless indicated otherwise in a credit line to the material. If material is not included in the article's Creative Commons licence and your intended use is not permitted by statutory regulation or exceeds the permitted use, you will need to obtain permission directly from the copyright holder. To view a copy of this licence, visit <http://creativecommons.org/licenses/by/4.0/>. The Creative Commons Public Domain Dedication waiver (<http://creativecommons.org/publicdomain/zero/1.0/>) applies to the data made available in this article, unless otherwise stated in a credit line to the data.

daily [2–4]. OSM use offers the opportunity for individuals to share information, documents, photographs, video, and audio in virtual environments. However, excessive use of OSM can lead to addiction in a minority of cases, disrupting the lives of such individuals. One of the possible contributory causes of OSM addiction is fear of missing out (FoMO), where individuals become constantly preoccupied with what others are doing online and feel unable to log off in case they miss something [5].

FoMO has been one of the most studied concepts in the past decade. FoMO has been defined as “a pervasive apprehension that others might be having rewarding experiences from which one is absent” [5]. In modern society, young people spend a lot of time posting things on social media, following current trends with their friends, and constantly updating their status [6, 7]. It has been reported that increased use of social media can lead to anxiety among some users with regards to missing out on new experiences and opportunities [8]. Individuals who experience FoMO have a desire to know what others are currently doing elsewhere [5]. When individuals have more opportunities or options for activities to participate in, they have more difficulty in choosing between them. Individuals who have difficulty in choosing an activity to attend may experience anxiety. When individuals choose a specific activity to participate in, the thought that they might have enjoyed another activity may also cause anxiety and lead to FoMO among some individuals [5, 9]. Today, social media applications have an important place in many individuals’ lives because they allow users to stay in touch with others, socializing, and communicating [10].

In the past decade, studies conducted with OSM users have reported a positive significant relationship between FoMO and social media addiction [11–14] and smartphone addiction [15–17]. Moreover, positive correlations have been found between FoMO and social media fatigue [18, 19], social media stalking, social comparison [18, 20], gaming disorder [21, 22], and impulsivity [21]. On the other hand, a significant negative correlation has been reported between FoMo and life satisfaction [23–25]. Since the use of OSM meets the needs of the individuals such as socializing and becoming popular, they may choose to stay in touch with others so that they do not miss out on social media updates [26].

Currently, there are only a few measures that assess FoMO among individuals. For example, Riordan et al. [4] developed a single-item FoMO measure (e.g., “Do you experience FoMO?”). The FoMO Scale was also developed to assess FoMO levels among individuals [5]. This scale is a uni-dimensional self-report scale and has been used in many studies [16], but only one item in the scale is relates specifically to online behavior (i.e., “When I have a good

time it is important for me to share the details online”) [5]. Since FoMO appears to be related to OSM use, the Online Fear of Missing Out (On-FoMO) Inventory was developed [27]. Moreover, research indicates that FoMO is related to internet addiction and OSM use [28–30].

The On-FoMO Inventory consists of four dimensions (need to belong, need for popularity, anxiety, and addiction) [27]. More specifically, in relation to FoMO, (i) the need to belong refers to being a part of the group [5, 31]; (ii) the need for popularity refers to seeking approval from others and having high self-esteem [4, 27], (iii) anxiety refers to the emotional problems faced in situations where access to OSM is blocked or impossible [27, 32, 33]; and (iv) addiction refers to OSM use at a level that prevents individuals from engaging in daily activities (e.g., sleeping, eating, fulfilling educational and occupational-related responsibilities) [7, 27, 34, 35].

OSM use appears to be increasing daily in Turkey as well as in other countries all around the world [1]. Therefore, the use of the four-factor On-FoMO Inventory in studies on FoMO in Turkey will ensure that FoMO is addressed across all its dimensions. Based on the aforementioned literature, it appears that the On-FoMO Inventory is appropriate for research on FoMO in Turkey. However, the scale has only been validated in English. Therefore, the main purpose of the present study was to translate and validate the On-FoMO Inventory into Turkish. Individuals experience FoMO while constantly following others online. Individuals with FoMO may experience addiction because they constantly use social media and do not allow themselves to be without their smartphones. All these factors can reduce the life satisfaction of some individuals. A secondary aim of the present study was to examine the relationships between FoMO, social media addiction, smartphone addiction, and life satisfaction.

Methods

Participants and procedure, and ethics

The present study’s sample comprised 419 volunteer participants recruited by convenience sampling [69.0% females (n=289) and 31.0% males (n=130)]. The ages of the participants ranged from 18 to 38 years (M=25.43 SD=6.37). The descriptive information of the participants is given in Table 1. A cross-sectional online survey (hosted on *Google Forms*) was used to collect the data between May 2021 and June 2021. Online platforms (*Facebook, Instagram, Twitter, and WhatsApp*) were used to recruit the participants. Answering the survey took approximately 15–20 min. Some eligibility criteria were considered for participation in the present study. Participants had to (i) have one or more social media accounts; (ii) be aged 18 years or older; and (iii) provide informed

Table 1 Descriptive information of the participants (n = 419)

	Frequency	%
<i>Gender</i>		
Female	289	69
Male	130	31
<i>Number of social media accounts</i>		
1–2	179	42.7
3–4	178	42.5
5 or more	62	14.8
<i>Time spent checking call notifications during the day</i>		
0–1 h	280	66.8
1–2 h	63	15.0
Above 2 h	65	15.5
No checking	11	2.6
<i>Time spent checking Facebook notifications during the day</i>		
0–1 h	143	34.1
1–2 h	36	8.6
Above 2 h	90	21.5
No checking	69	16.5
No Facebook account	81	19.3
<i>Time spent checking Twitter notifications during the day</i>		
0–1 h	135	32.2
1–2 h	45	10.7
Above 2 h	95	22.7
No checking	48	11.5
No Twitter account	96	22.9
<i>Time spent checking Instagram notifications during the day</i>		
0–1 h	197	47.0
1–2 h	100	23.9
Above 2 h	88	21.0
No checking	15	3.6
No Instagram account	19	4.5
<i>Time spent checking e-mail notifications during the day</i>		
0–1 h	160	38.2
1–2 h	47	11.2
Above 2 h	156	37.2
No checking	56	13.4
<i>Time spent checking YouTube notifications during the day</i>		
0–1 h	129	30.8
1–2 h	82	19.6
Above 2 h	179	42.7
No checking	29	7.0
<i>Time spent checking WhatsApp notifications during the day</i>		
0–1 h	268	64.0
1–2 h	52	12.4
Above 2 h	94	22.4
No checking	5	1.2

consent. While answering the survey, the anonymity and confidentiality of the participants were taken into consideration. The present study was conducted in accordance with the Declaration of Helsinki and was approved by the ethics committee of the first author's university.

Translation process

Turkish adaptation of the online FoMO scale was performed using a standard procedure [36]. First, two native Turkish translators translated the On-FoMO Inventory from English to Turkish. Both interpreters were well versed in both psychology and the scope of the scale. Second, two experts in psychology integrated the two Turkish translations into one form. Third, two experts in psychology back-translated the scale from Turkish to English. Finally, two psychology experts compared the original English form of the scale, the Turkish translation, and the Turkish-English translation, and decided on the final Turkish form of the scale.

Measures

Online Fear of Missing Out Inventory (On-FoMO)

The 20-item On-FoMO [27] was used to assess fear of missing out online. The scale comprises four factors (i.e., need to belong, need for popularity, anxiety, and addiction) and items (e.g., *Need to belong*; I feel distant from people when I see them happy in posts. *Need for popularity*; I need people to like or comment on my posts. *Anxiety*; I get anxious when my cell phone does not have internet signal. *Addiction*; When I'm on social networks, I forget my problems) are rated on a four-point scale from 1 (*has nothing to do with me*) to 4 (*has a lot to do with me*). The scores range from 20 to 80 and higher scores indicate greater fear of missing out online. The Cronbach's alpha internal consistency coefficients were good in the original study (total scale $\alpha = 0.92$, need to belong $\alpha = 0.84$, need for popularity $\alpha = 0.81$, anxiety $\alpha = 0.85$, and addiction $\alpha = 0.73$). In this study, the Cronbach's alpha internal consistency of the scale were good (scale total $\alpha = 0.93$, need to belong $\alpha = 0.80$, need for popularity $\alpha = 0.82$, anxiety $\alpha = 0.89$ and addiction $\alpha = 0.81$).

Fear of Missing Out Scale (FoMOS)

The 10-item unidimensional FoMOS [5, 7] was used to assess fear of missing out. Items (e.g., I feel that I have a number of good qualities) are rated on a five-point scale from 1 (*not at all true of me*) to 5 (*extremely true of me*). The scores range from 10 to 50 and higher scores indicate greater fear of missing out. The Cronbach's alpha internal consistency estimates were good in the original studies

($\alpha = 0.87-0.90$). In the present study, the Cronbach's alpha internal consistency coefficient of the scale was good ($\alpha = 0.81$).

Bergen Social Media Addiction Scale (BSMAS)

The six-item unidimensional BSMAS [37, 38] was used to assess the risk of social media addiction. Items (e.g., How often during the last year have you felt an urge to use social media more and more?) are rated on a five-point scale from 1 (*very rarely*) to 5 (*very often*). The scores range from 6 to 30 and higher scores indicate greater risk of social media addiction. The Cronbach's alpha internal consistency of the scale was good in the original study ($\alpha = 0.88$). In the present study, the Cronbach's alpha internal consistency coefficient of the scale was good ($\alpha = 0.86$).

Smartphone Addiction Scale-Short Version (SAS-SV)

The 10-item unidimensional SAS-SV [39, 40] was used to assess the risk of smartphone addiction. Items (e.g., Using my smartphone longer than I had intended) are rated on a six-point scale from 1 (*strongly disagree*) to 6 (*strongly agree*). The scores range from 10 to 60 and higher scores indicate greater risk of smartphone addiction. The Cronbach's alpha internal consistency of the scale was excellent in the original study ($\alpha = 0.91$). In the present study, the Cronbach's alpha internal consistency coefficient of the scale was excellent ($\alpha = 0.92$).

Satisfaction With Life Scale (SWLS)

The five-item unidimensional SWLS [41, 42] was used to assess life satisfaction. Items (e.g., The conditions of my life are excellent) are rated on a five-point scale from 1 (*totally disagree*) to 5 (*totally agree*). The scores range from 5 to 25 and higher scores indicate greater life satisfaction. The Cronbach's alpha internal consistency of the scale was good ($\alpha = 0.87$) in the original study. In the present study, the Cronbach's alpha internal consistency coefficient of the scale was good ($\alpha = 0.81$).

Demographic variables

Participants were asked about their age, gender, the number of social media accounts, and how often to calls during the day. Participants were also asked how often they checked social media platforms (*Facebook*, *Twitter*, *Instagram*, *e-mail*, *YouTube*, and *WhatsApp*) during the day.

Data analysis

Reliability of the On-FoMO Inventory was assessed using internal consistency, average variance extracted

(AVE) and composite reliability (CR). To assess factor structure of the On-FoMO Inventory, confirmatory factor analysis (CFA) was used. More specifically, the diagonally weighted least squares (DWLS) estimator was used in the CFA due to the ordinal nature of the data. Several model fit indices were used to test CFA model: root mean square approximation error; comparative fit index; Tucker-Lewis index; and standardized root mean square residual. Acceptable fit values are RMSEA and SRMR ≤ 0.08 , CFI, NFI and TLI ≥ 0.90 [43, 44]. Furthermore, descriptive statistics, item factor loadings, and corrected item-total correlation coefficients for each item in the scale were examined.

Rasch analysis was used to test structure of the On-FoMO Inventory. A partial credit model was applied to scale the data. Item fit was assessed using information-weighted fit statistic (infit), mean square (MnSq), and outlier-sensitive fit statistic (outfit) MnSq. An item with acceptable fit has MnSq values between 0.5 and 1.5 [45]. Measurement invariance across gender was tested using the differential item functioning (DIF). A DIF contrast > 0.5 indicates substantial variance across gender groups.

Network analysis was also conducted to test further On-FoMO Inventory structure. A network has two components: node (observed variables or items) and edge (the magnitude of relationships between the observed variables or nodes). The network analysis was conducted using EBICglasso estimator (Extended Bayesian Information Criterion Graphical Least Absolute Shrinkage and Selection Operator) to estimate the network. Three centrality indices were calculated including betweenness, closeness, and strength. JASP version 0.15.0 and R packages bootnet, networkTools, and qgraph were used to estimate network analysis.

The relationships between online FoMO, social media addiction, smartphone addiction and life satisfaction were examined to ensure the concurrent validity of the scale. Using PROCESS macro version 4.0 with Bootstrapping method analysis was performed to determine the significance of direct and indirect effects in larger samples. For the bootstrapping analysis, 10,000 resamples and a 95% confidence interval were determined. IBM SPSS Statistics 23.0, Amos Graphics 23 (IBM Corp. Armonk, NY), WINSTEPS software version 5.1.1 and R software with the lavaan package were used for the analysis in the present study.

Results

Confirmatory factor analysis

As a result of CFA performed for the Turkish version of the On-FoMO Inventory, all goodness-of-fit indices were

Table 2 Psychometric properties of the On-FoMO Inventory at the item level

Item [#]	Factor loading*†	Item–total correlation	Mean (SD)	S	K	Infit MnSq	Outfit MnSq	Difficulty	Discrimination	DIF contrast across gender ^{§,¶}
Item 1	0.700	.53	2.72 (1.03)	-.21	-1.13	1.24	1.35	-0.98	0.71	0.31
Item 2	0.732	.61	2.03 (1.04)	.66	-.79	0.89	0.90	-0.58	1.01	-0.32
Item 3	0.783	.57	2.66 (1.06)	-.21	-1.18	0.97	0.92	-0.79	1.06	-0.34
Item 4	0.969	.73	2.17 (1.07)	.42	-1.11	1.03	0.97	0.82	1.01	-0.45
Item 5	0.925	.68	2.26 (1.05)	.33	-1.11	0.69	0.68	0.53	1.38	0.35
Item 6	0.531	.52	1.58 (.92)	1.45	.96	1.24	1.17	0.48	0.88	0.15
Item 7	0.743	.58	2.07 (1.12)	.60	-1.06	1.03	0.98	-0.67	0.97	0.15
Item 8	0.832	.66	2.28 (1.01)	.29	-.99	1.07	1.10	0.43	0.88	0.10
Item 9	0.797	.72	1.68 (.93)	1.18	.31	0.69	0.69	0.13	1.37	0.0
Item10	0.558	.48	1.89 (1.01)	.76	-.66	1.50	1.50	-0.41	0.67	-0.15
Item 11	0.706	.68	1.54 (.87)	1.59	1.57	0.75	0.69	0.54	1.35	0.18
Item 12	0.429	.43	1.55 (.84)	1.44	1.13	1.28	1.09	0.53	0.80	0.0
Item 13	0.856	.64	2.04 (1.11)	.58	-1.08	0.80	0.82	-0.78	1.27	0.0
Item 14	0.751	.67	1.74 (.99)	1.06	-.15	0.86	0.81	0.06	1.20	-0.32
Item 15	0.652	.54	1.97 (1.02)	.68	-.74	1.33	1.43	-0.11	0.68	0.26
Item 16	0.523	.56	1.50 (.85)	1.67	1.86	1.17	1.12	0.71	0.93	0.46
Item 17	0.696	.56	2.05 (1.05)	.63	-.84	1.13	1.15	-0.29	0.84	-0.04
Item 18	0.757	.63	2.09 (1.02)	.55	-.85	0.69	0.71	-0.38	1.36	-0.36
Item 19	0.569	.60	1.77 (.82)	.97	.52	0.89	0.86	0.39	1.04	0.46
Item 20	0.699	.58	1.77 (1.03)	1.21	.22	0.96	0.80	0.39	1.31	-0.39

MnSq = mean square error; DIF = differential item functioning; S = Skewness; K = Kurtosis

*All factor loadings were significant at $p < 0.001$

† Based on the first-order confirmatory factor analysis (CFA)

§ DIF contrast > 0.5 indicates substantial DIF

¶ DIF contrast across gender = Difficulty for male - Difficulty for female

within the acceptance range ($\chi^2 = 10,608.620$, $df = 190$, $p = 0.051$; CFI = 0.997, NNFI = 0.997, TLI = 0.997, RMSEA = 0.021, SRMR = 0.054). The factor load values of the scale were found to be between 0.43 and 0.97, and the corrected item-total correlations were found to be between 0.43 and 0.73 (see Table 2).

Reliability analysis

The results of the Rasch analysis are presented in Table 3. The most difficult item was Item 4 while the easiest item was Item 1. All items fitted satisfactorily in their own sub-contracts (infit MnSq = 0.69 to 1.50; outfit MnSq = 0.69 to 1.50). No DIF item was detected for all items (DIF contrast = -0.45 to 0.46). The test-retest reliability of the On-FoMO Inventory was determined by administering

Table 3 Psychometric properties of the at the scale level

Psychometric testing	Anxiety	Need to belong	Need for popularity	Addiction
Composite reliability	0.93	0.79	0.81	0.81
Average variance extracted	0.72	0.44	0.47	0.46
Internal consistency (Cronbach’s α)	0.902	0.796	0.821	0.814
McDonald’s ω	0.903	0.802	0.832	0.817
Item separation reliability from Rasch	0.98	0.98	0.97	0.94
Item separation index from Rasch	7.93	6.73	5.86	4.04
Person separation reliability from Rasch	0.84	0.76	0.77	0.76
Person separation index from Rasch	2.29	2.13	2.15	0.214

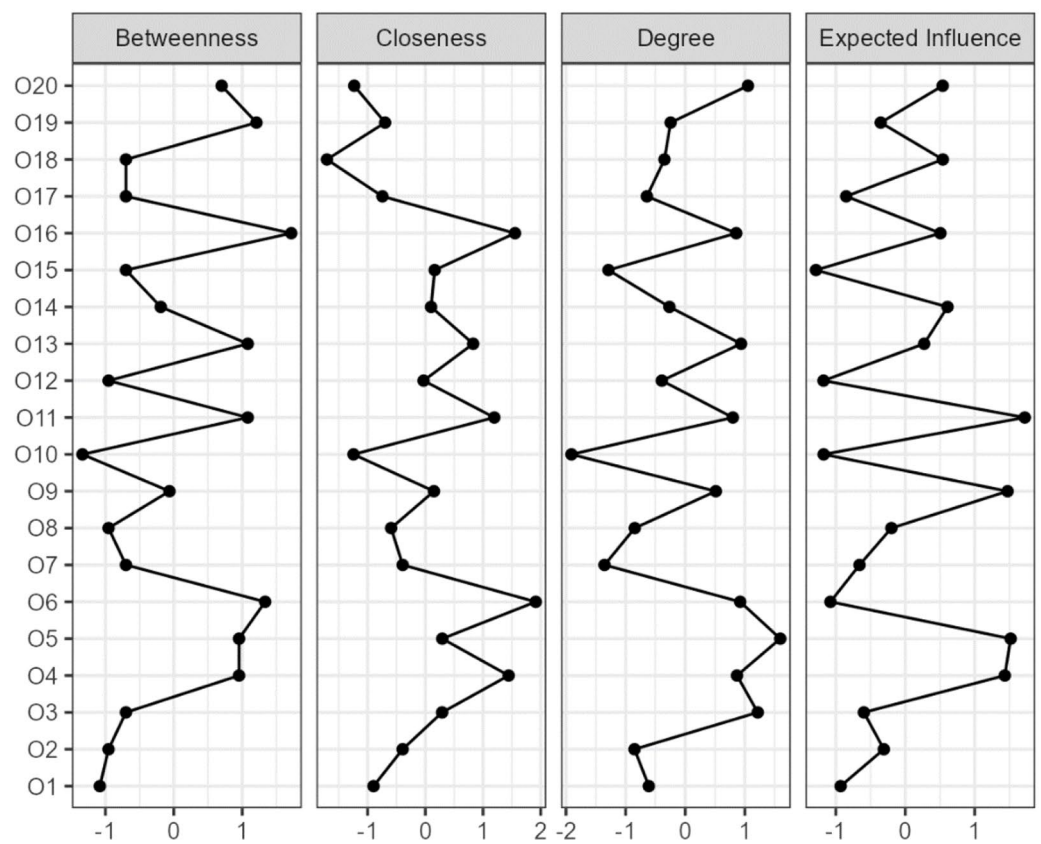
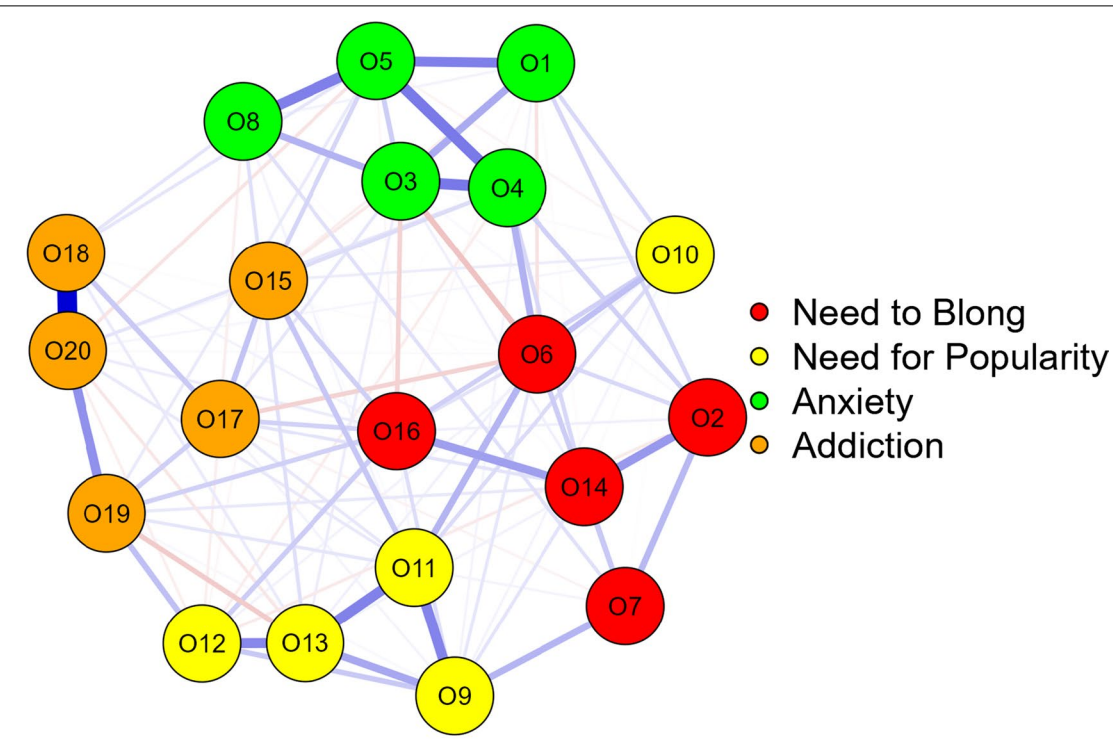


Fig. 1 The network structure of On-FoMO Inventory domains. The edges represent regularized partial correlations. Blue lines show positive associations. Red lines would have indicated negative ones

the same scale to 85 participants with two-week interval. All test–retest reliability coefficients of the Inventory were good (Inventory total $r=0.84$, need to belong $r=0.78$, need for popularity $r=0.78$, anxiety $r=0.89$ and addiction $r=0.84$).

The results of the network analysis are shown in Fig. 1. The network structure confirmed that On-FoMO Inventory had four distinct subscales. Of 190 possible edges, 113 (59.5%) were present with a sparsity value of 0.40. Item 18 and Item 20 showed the strongest correlations ($r=0.686$), followed by Item 4 and Item 5 ($r=0.358$).

Concurrent validity analysis

For the concurrent validity analysis of the scale, Pearson correlation coefficient values were calculated between the On-FoMO Inventory and FoMO, social media addiction, smartphone addiction, and life satisfaction scales. Data analysis showed significant positive correlations between the On-FoMO Inventory and FoMO ($r=0.70$), social media addiction ($r=0.67$), and smartphone addiction

($r=0.78$). On the other hand, the On-FoMO Inventory was significantly and negatively correlated with life satisfaction ($r=-0.32$). As Table 4 indicates, the On-FoMO Inventory significantly correlated with social media addiction, smartphone addiction, and life satisfaction (all p -values <0.001).

The present study investigated the relationships between online FoMO, social media addiction, smartphone addiction and life satisfaction (see Fig. 2). The findings of the research model are presented in Table 5. The direct effects of online FoMO on mediations (social media addiction: $B=0.319$; LLCI=0.285; ULCI=0.353, smartphone addiction: $B=0.731$; LLCI=0.674; ULCI=0.787) and life satisfaction were significant ($B=-0.063$; LLCI=-0.109; ULCI=-0.017). As a result of bootstrapping analysis, social media addiction ($B=-0.024$; LLCI=-0.057; ULCI=-0.006) and smartphone addiction ($B=-0.016$; LLCI=-0.056; ULCI=-0.002) mediated the relationship between online FoMO and life satisfaction.

Table 4 Correlation matrix of variables

Measure	1	2	3	4	5
1. Online FoMO	-				
2. FoMO	.697**	-			
3. Social media addiction	.671**	.529**	-		
4. Smartphone addiction	.781**	.583**	.768**	-	
5. Life satisfaction	-.324**	-.288**	-.295**	-.304**	-

** Correlation is significant at the $p < 0.001$ level (2-tailed)

Discussion

The present study adapted and validated the Turkish version of the On-FoMO Inventory [27] and investigated the relationships between online FoMO, social media addiction, smartphone addiction, and life satisfaction. As a result of the CFA, the validity of the On-FoMO Inventory, which comprised 20 items and four dimensions, was confirmed with the Turkish sample. Factor loading values of scale items ranged between 0.55 and 0.88. Adjusted item-total correlation values, on the other hand, ranged

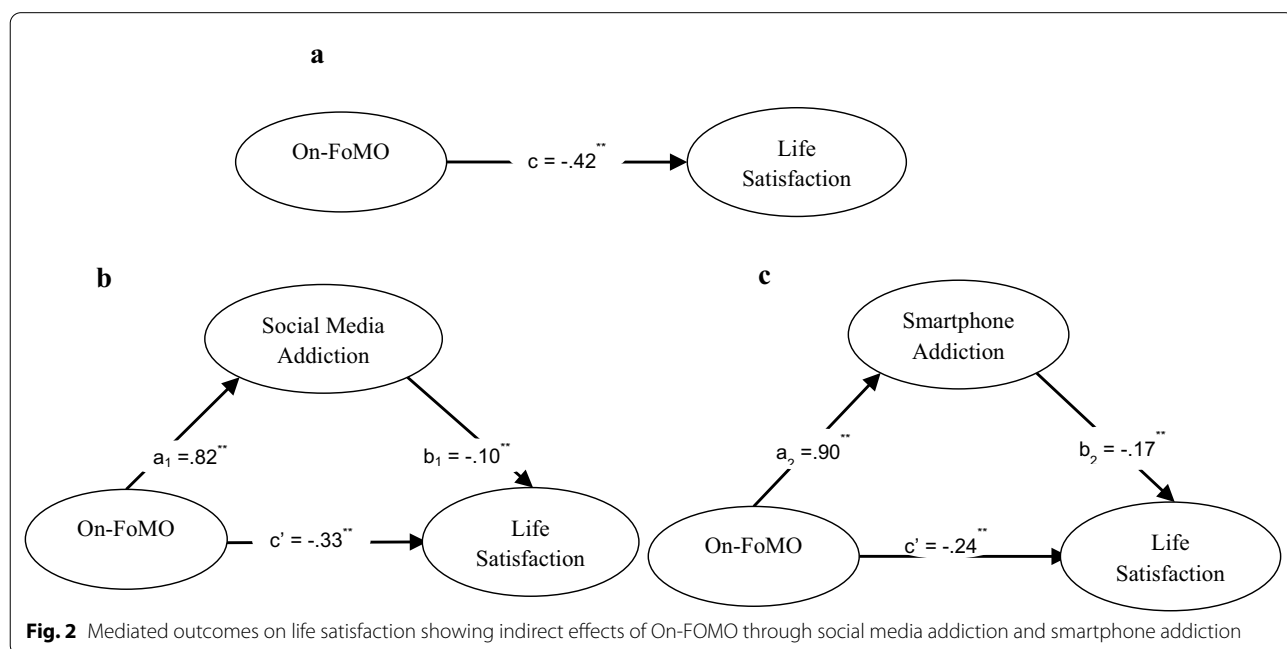


Fig. 2 Mediated outcomes on life satisfaction showing indirect effects of On-FoMO through social media addiction and smartphone addiction

Table 5 Mediation effects concerning study variables

Variable	B	SE (Bootstrapping SE)	t-value (Bootstrapping LLCI)	p-value (Bootstrapping ULCI)
Total effect of On-FoMO on life satisfaction ^a	-0.100	0.014	-7.005	<0.001
Direct effect of On-FoMO on life satisfaction	-0.063	0.023	-2.705	0.0071
Direct effect of On-FoMO on mediators				
Social media addiction	0.319	0.017	18.463	<0.001
Smartphone addiction	0.731	0.029	25.551	<0.001
Indirect effect of On-FoMO on life satisfaction				
Total indirect effect	-0.039	(0.010)	(-0.072)	(-0.002)
Social media addiction	-0.024	(0.009)	(-0.057)	(-0.006)
Smartphone addiction	-0.0156	0.007	(-0.056)	(-0.002)

Bootstrap sample size = 10,000

SWLS, life satisfaction; LL, lower limit; UP, upper limit

^aTotal effect

between 0.43 and 0.73. The values obtained in the Turkish version of the On-FoMO Inventory were found to be close to the values obtained in the original validation study [27]. Item factor loads of the scale ≥ 0.40 and above are considered sufficient [46, 47]. Based on these results, it can be stated that the Turkish version of the inventory confirmed the factor structure of the original scale.

Reliability of the On-FoMO Inventory was assessed using internal consistency, average variance extracted and composite reliability. Cronbach's alpha value for the original study ranged from 0.73-0.92 for the whole scale and its sub-dimensions [27]. In the present study, Cronbach's alpha was evaluated and the reliability coefficients for the whole scale and its sub-dimensions ranged from 0.80 to 0.93. The results of reliability tests of the scale also met the criterion of having a Cronbach's alpha value of 0.70 or above [48].

As a result of the concurrent validity analysis, positive correlations were found between online FoMO and FoMO, social media addiction, and smartphone addiction, and a negative correlation between online FoMO and life satisfaction. In the structural equation model, it was found that social media addiction and smartphone addiction mediated the relationship between online FoMO and life satisfaction. These results indicate that social media addiction and smartphone addiction increase and life satisfaction decreases as online FoMO level increases. As a result of the bootstrapping analysis, it was found that the significance of the results with larger samples did not change.

Studies have demonstrated that FoMO is positively related to social media addiction [12–14, 49] and smartphone addiction [16, 17]. For example, in a study conducted of Italian undergraduates, FoMO was positively

associated with problematic internet addiction, and It has been found that there is a mediating role of positive metacognitions between FoMO and problematic social media addiction [12]. In another study conducted with university students, FoMO was positively associated with social network site use and smartphone addiction [16]. On the other hand, FoMO is negatively related with life satisfaction [23–25]. These findings indicate that as the individual's FoMO level increased, social media addiction and smartphone addiction increased and life satisfaction decreased.

The present study has some limitations. First, data were collected from non-clinical participants. The results of the study cannot be generalized to individuals in clinical populations. Second, in the present study, test–retest reliability was not conducted. Third, the data collection tools used in the present study were self-report tools that carry the risk of response bias. Fourth, the present study was conducted during the COVID-19 pandemic, and an online data collection method was used instead of face-to-face method to minimize the risk of infection. Finally, the widespread use of online technologies in the COVID-19 pandemic period meant that individuals may have become more addicted to online activities than at other times.

Conclusion

Despite the limitations, the findings show that the Online FoMO Inventory is a reliable and valid tool for determining the levels of online fear of missing out among Turkish samples. In the present study, social media addiction and smartphone addiction mediated the relationship between online FoMO and life satisfaction. These results indicate that social media addiction and smartphone addiction

are important variables in the indirect effect of FoMO on life satisfaction. FoMO was associated with social media addiction and smartphone addiction [27]. FoMO can be both a contributory cause and the result of these addictions. Moreover, the On-FoMO Inventory has four factors (i.e., need to belong, need for popularity, anxiety, and addiction). As a result, the On-FoMO Inventory can be used by mental health professionals and researchers in studies investigating FoMO among the general population. The On-FoMO Inventory can be utilized by researchers as a useful assessment tool in identifying FoMO levels among Turkish individuals and testing the effectiveness of psychoeducational programs for individuals with high FoMO levels.

Acknowledgements

Not applicable.

Author contributions

FB and MD conceptualized the project, collected the data, analyzed the data and wrote the manuscript. MDG and AHP contributed to the analysis and interpretation of the findings. MDG and AHP revised and edited the final manuscript. All authors read and approved the final manuscript.

Funding

Open access funding provided by Jönköping University. The present submission has not received any funding.

Availability of data and materials

The datasets used and/or analyzed during the current study are available from the corresponding author on reasonable request.

Declarations

Ethics approval and consent to participate

All procedures involving human participants were performed in accordance with the ethical standards of the institutional and/or national research committee and with the 1964 Helsinki Declaration and its later amendments or comparable ethical standards. The study was approved by the Ethics Committee of Karamanoğlu Mehmetbey University. The current study included only adults (+ 18 years old). The written informed consent was obtained from all the participants.

Consent for publication

Not applicable.

Competing interests

The authors declare no competing interests.

Author details

¹Department of Guidance and Psychological Counseling, Faculty of Education, Karamanoğlu Mehmetbey University, Karaman, Turkey. ²Department of Guidance and Psychological Counseling, Faculty of Education, Bartın University, Bartın, Turkey. ³International Gaming Research Unit, Psychology Department, Nottingham Trent University, 50 Shakespeare Street, Nottingham NG1 4FQ, UK. ⁴Department of Nursing, School of Health and Welfare, Jönköping University, Gjuterigatan 5, 553 18 Jönköping, Sweden.

Received: 25 February 2022 Accepted: 31 May 2022

Published online: 18 June 2022

References

- Digital 2021: Global Overview Report [internet]. DataReportal; 2021 [cited 2021 Jan. 27]. <https://datareportal.com/reports/digital-2021-global-overview-report>. Accessed 16 February 2022.
- Rozgonjuk D, Sindermann C, Elhai JD, Montag C. Comparing smartphone, WhatsApp, Facebook, Instagram, and Snapchat: which platform elicits the greatest use disorder symptoms? *Cyberpsychol Behav Soc Netw*. 2021;24(2):129–34.
- Laor T. My social network: Group differences in frequency of use, active use, and interactive use on Facebook, Instagram and Twitter. *Technol Soc*. 2022;68:101922.
- Riordan BC, Cody L, Flett JAM, Conner TS, Hunter J, Scarf D. The development of a single item FoMO (Fear of Missing Out) Scale. *Curr Psychol*. 2020;39(4):1215–20.
- Przybylski AK, Murayama K, DeHaan CR, Gladwell V. Motivational, emotional, and behavioral correlates of fear of missing out. *Comput Hum Behav*. 2013;29(4):1841–8.
- Fox J, Moreland JJ. The dark side of social networking sites: An exploration of the relational and psychological stressors associated with Facebook use and affordances. *Comput Hum Behav*. 2015;45:168–76.
- Gökler ME, Aydın R, Ünal E, Metintaş S. Determining validity and reliability of Turkish version of Fear of Missing out Scale. *Anatolian J Psychiatry*. 2016;17(1):52–9.
- Taylor DG. Social media usage, FOMO, and conspicuous consumption: an exploratory study: an abstract. In: *Academy of Marketing Science World Marketing Congress*. Cham: Springer; 2018. p. 857–8.
- Milyavskaya M, Saffran M, Hope N, Koestner R. Fear of missing out: prevalence, dynamics, and consequences of experiencing FOMO. *Motiv Emot*. 2018;42(5):725–37.
- Gemmill EL, Peterson M. Technology use among college students: implications for student affairs professionals. *J Student Affairs Res Practice*. 2006;43(2):482–502.
- Blackwell D, Leaman C, Tramposch R, Osborne C, Liss M. Extraversion, neuroticism, attachment style and fear of missing out as predictors of social media use and addiction. *Personality Individ Differ*. 2017;116:69–72.
- Casale S, Rugai L, Fioravanti G. Exploring the role of positive metacognitions in explaining the association between the fear of missing out and social media addiction. *Addict Behav*. 2018;85:83–7.
- Fabris MA, Marengo D, Longobardi C, Settanni M. Investigating the links between fear of missing out, social media addiction, and emotional symptoms in adolescence: The role of stress associated with neglect and negative reactions on social media. *Addict Behav*. 2020;106:106364.
- Hamutoğlu NB, Topal M, Gezgin DM. Investigating direct and indirect effects of social media addiction, social media usage and personality traits on FOMO. *Int J Progress Educ*. 2020;16(2):248–61.
- Li L, Griffiths MD, Mei S, Niu Z. Fear of missing out and smartphone addiction mediates the relationship between positive and negative affect and sleep quality among Chinese university students. *Front Psych*. 2020;11:1–10.
- Li L, Niu Z, Mei S, Griffiths MD. A network analysis approach to the relationship between fear of missing out (FoMO), smartphone addiction, and social networking site use among a sample of Chinese university students. *Comput Hum Behav*. 2022;128:107086.
- Traş Z, Öztemel K. Examining the relationships between Facebook intensity, fear of missing out, and smartphone addiction. *Addicta*. 2019;6:91–113.
- Tandon A, Dhir A, Talwar S, Kaur P, Mäntymäki M. Dark consequences of social media-induced fear of missing out (FoMO): social media stalking, comparisons, and fatigue. *Technol Forecast Soc Chang*. 2021;171:120931.
- Dhir A, Yossatorn Y, Kaur P, Chen S. Online social media fatigue and psychological wellbeing-A study of compulsive use, fear of missing out, fatigue, anxiety and depression. *Int J Inf Manage*. 2018;40:141–52.
- Reer F, Tang WY, Quandt T. Psychosocial well-being and social media engagement: The mediating roles of social comparison orientation and fear of missing out. *New Media Soc*. 2019;21(7):1486–505.
- Li L, Griffiths MD, Mei S, Niu Z. The mediating role of impulsivity and the moderating role of gender between fear of missing out and gaming disorder among a sample of Chinese university students. *Cyberpsychol Behav Soc Netw*. 2021;24(8):550–7.
- Yuan G, Elhai JD, Hall BJ. The influence of depressive symptoms and fear of missing out on severity of problematic smartphone use and Internet

- gaming disorder among Chinese young adults: A three-wave mediation model. *Addict Behav.* 2021;112:106648.
23. Deniz M. Fear of missing out (FoMO) mediate relations between social self-efficacy and life satisfaction. *Psicologia Reflexão e Crítica.* 2021;34(28):1–9.
 24. Jood TE. Missing the present for the unknown: the relationship between fear of missing out (FoMO) and life satisfaction. Unpublished master thesis. University of South Africa. 2017.
 25. Uram P, Skalski S. Still logged in? The link between Facebook addiction, FoMO, self-esteem, life satisfaction and loneliness in social media users. *Psychol Rep.* 2020;125(1):218–31.
 26. Kim B. Understanding antecedents of continuance intention in social-networking services. *Cyberpsychol Behav Soc Netw.* 2011;14:199–205.
 27. Sette CP, Lima NR, Queluz FN, Ferrari BL, Hauck N. The Online Fear of Missing Out Inventory (On-FoMO): development and validation of a new tool. *J Technol Behav Sci.* 2020;5(1):20–9.
 28. D'Arienzo MC, Boursier V, Griffiths MD. Addiction to social media and attachment styles: a systematic literature review. *Int J Ment Heal Addict.* 2019;17(4):1094–118.
 29. Leung H, Pakpour AH, Strong C, Lin YC, Tsai MC, Griffiths MD, Lin CY, Chen IH. Measurement invariance across young adults from Hong Kong and Taiwan among three internet-related addiction scales: Bergen social media addiction scale (BSMAS), smartphone application-based addiction scale (SABAS), and internet gaming disorder scale-short form (IGDS-SF9) (study Part A). *Addict Behav.* 2020;101:105969.
 30. Panea-Pizarro I, López-Espuela F, Martos-Sánchez A, Domínguez-Martín AT, Beato-Fernández L, Moran-García JM. Internet addiction and Facebook addiction in Spanish women with eating disorders. *Arch Psychiatr Nurs.* 2020;34(6):442–8.
 31. Beyens I, Frison E, Eggermont S. "I don't want to miss a thing": Adolescents' fear of missing out and its relationship to adolescents' social needs, Facebook use, and Facebook related stress. *Comput Hum Behav.* 2016;64:1–8.
 32. Cheever NA, Rosen LD, Carrier LM, Chavez A. Out of sight is not out of mind: the impact of restricting wireless mobile device use on anxiety levels among low, moderate and high users. *Comput Hum Behav.* 2014;37:290–7.
 33. Elhai JC, Levine JC, Dvorak RD, Hall BJ. Fear of missing out, need for touch anxiety and depression are related to problematic smartphone use. *Comput Hum Behav.* 2016;63:509–16.
 34. Michot D, Blancot C, Munoz BBB. Relationship between fear of missing out and social media engagement in a French population sample. 2016. Available at: <https://caroleblancot.com/wp-content/uploads/2020/10/Michot-Blancot-Bourdon-Baron-Munoz-2016-VF.pdf>
 35. Yin FS, Liu ML, Lin CP. Forecasting the continuance intention of social networking sites: assessing privacy risk and usefulness of technology. *Technol Forecast Soc Chang.* 2015;99:267–72.
 36. Beaton DE, Bombardier C, Guillemin F, Ferraz MB. Guidelines for the process of cross-cultural adaptation of self-report measures. *Spine.* 2000;25(24):3186–91.
 37. Andreassen CS, Pallesen S. Social network site addiction-an overview. *Curr Pharm Des.* 2014;20(25):4053–61.
 38. Demirci İ. The adaptation of the Bergen Social Media Addiction Scale to Turkish and its evaluation of relationship with depression and anxiety symptoms. *Anatolian J Psychiatry.* 2019;20:15–22.
 39. Kwon M, Kim DJ, Cho H, Yang S. The smartphone addiction scale: development and validation of a short version for adolescents. *PLoS ONE.* 2013;8(12):e83558.
 40. Noyan CO, Darçın AE, Nurmedov S, Yilmaz O, Dilbaz N. Validity and reliability of the Turkish version of the Smartphone Addiction Scale-Short Version among university students. *Anatolian J Psychiatry.* 2015;16:73–81.
 41. Diener E, Emmons RA, Larsen RJ, Griffin S. The satisfaction with life scale. *J Pers Assess.* 1985;49(1):71–5.
 42. Dağlı A, Baysal N. Adaptation of the satisfaction with life scale into Turkish: The study of validity and reliability. *Electron J Soc Sci.* 2016;15(59):1250–62.
 43. Hu LT, Bentler PM. Cutoff criteria for fit indexes in covariance structure analysis: Conventional criteria versus new alternatives. *Struct Equ Model.* 1999;6(1):1–55.
 44. Kline RB. Principles and practice of structural equation modeling. New York: Guilford Press; 2015.
 45. Poorebrahim A, Lin CY, Imani V, Kolvani SS, Alaviyoun SA, Ehsani N, Pakpour AH. Using Mindful Attention Awareness Scale on male prisoners: confirmatory factor analysis and Rasch models. *PLoS ONE.* 2021;16(7):e0254333.
 46. Floyd FJ, Widaman KF. Factor analysis in the development and refinement of clinical assessment instruments. *Psychol Assess.* 1995;7(3):286–99.
 47. Guadagnoli E, Velicer WF. Relation of sample size to the stability of component patterns. *Psychol Bull.* 1988;103:265–75.
 48. Nunnally JC. Psychometric theory. New York: McGraw-Hill Book Company; 1978.
 49. Al-Menayes J. The fear of missing out scale: validation of the Arabic version and correlation with social media addiction. *Int J Appl Psychol.* 2016;6(2):41–6.

Publisher's Note

Springer Nature remains neutral with regard to jurisdictional claims in published maps and institutional affiliations.

Ready to submit your research? Choose BMC and benefit from:

- fast, convenient online submission
- thorough peer review by experienced researchers in your field
- rapid publication on acceptance
- support for research data, including large and complex data types
- gold Open Access which fosters wider collaboration and increased citations
- maximum visibility for your research: over 100M website views per year

At BMC, research is always in progress.

Learn more biomedcentral.com/submissions

