

SUBSTITUTED BEDT-TTF DERIVATIVES: SYNTHESIS, CHIRALITY, PROPERTIES AND POTENTIAL APPLICATIONS.

John D. Wallis* and Jon-Paul Griffiths

School of Science, The Nottingham Trent University, Clifton Lane,

Nottingham NG11 8NS, U.K., email: john.wallis@ntu.ac.uk

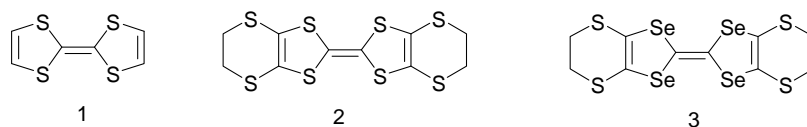
Abstract.

The increasing availability of functionalized BEDT-TTF derivatives in both racemic and enantiopure forms opens up great opportunities for preparing multifunctional materials and chiral conducting systems in the form of crystals, thin films and polymers. Functionalities such as amino and carboxyl will allow attachment to other molecular systems, while intermolecular interactions between substituents, e.g. hydrogen bonding and halogen-halogen interactions, provides additional tools for designing solid state radical cation structures. In this review the syntheses of substituted derivatives of BEDT-TTF and closely related donors are surveyed, along with the structures and properties of the radical cation salts so far prepared, as a stimulus for future application of these versatile and attractive molecules. Particular attention is paid to the preparation of single enantiomers, and to the stereochemical consequences of the synthetic procedures.

Introduction

Organosulfur donor molecules have been a major focus for research in the preparation of molecular conducting systems, with tetrathiafulvalene **1** and its derivatives playing a leading role initially.¹ However, breakthroughs in the last decade for preparing superconducting and hybrid materials have featured bis(ethylenedithio)tetrathiafulvalene **2**, also known as BEDT-TTF or ET.² This molecule shows two reversible oxidations at 0.50 and 0.91 V relative to the Ag/AgCl electrode, *ca.* 0.15 V more positive than those for TTF, and has been converted into a very large number of radical cation salts. These have been studied by a wide range of techniques stimulated in part by formation of superconducting radical cation salts with anions $\text{Cu}(\text{NCS})_2^-$, $\text{Cu}(\text{N}(\text{CN})_2)\text{X}^-$ ($\text{X} = \text{Br}, \text{Cl}$) and ICl_2^- with T_c 's in the range 10-14.2 K.³ Studies have concentrated on the electrical and magnetic properties but include the role of intermolecular S---S attractions, lattice vibrations and disorder in determining these properties, polymorph formation and phase transitions. The greatest interest is in the low temperature solid state physics, especially

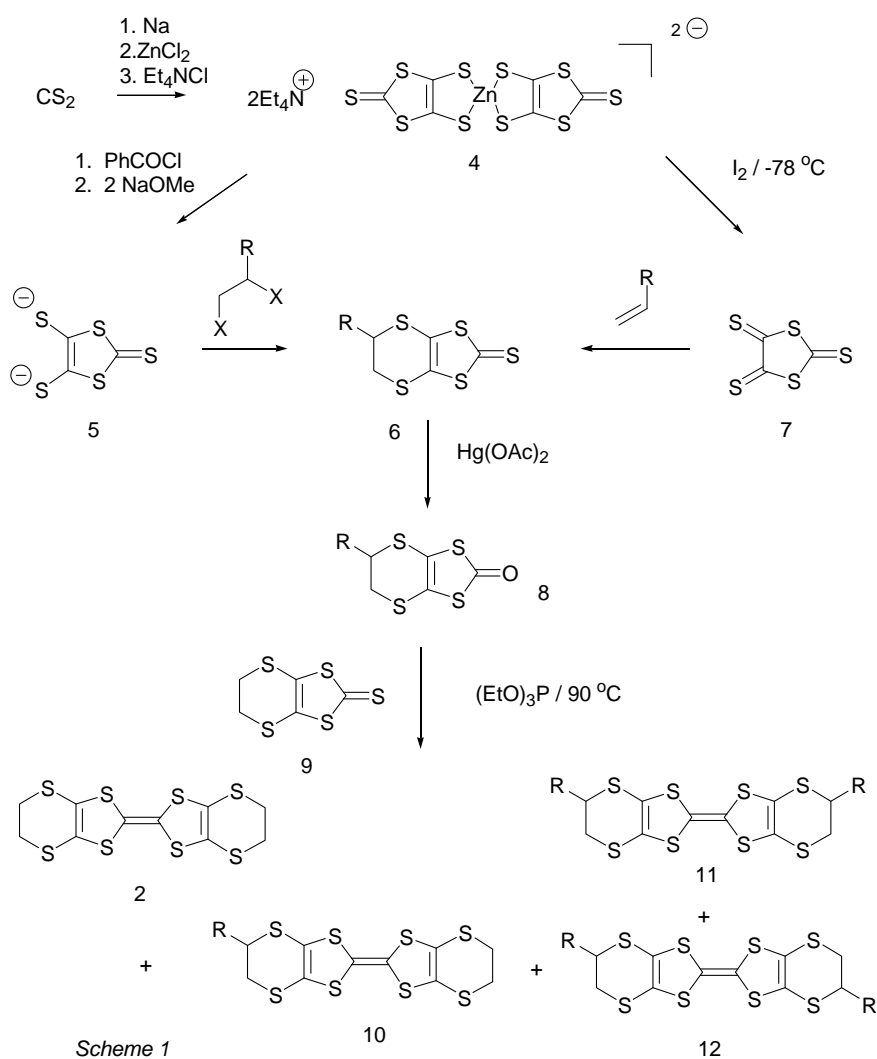
of the superconducting systems, since the salts are clean systems whose electrical structures can be modeled. Further highlights include a paramagnetic superconducting radical cation salt with $[\text{Fe}(\text{oxalate})_3]^{3-}$,⁴ and a layered salt with a mixed chromium(III) / manganese (II) oxalate network which has independent electrical and ferromagnetic properties.⁵ The main variations to the ET structure have been to interchange some sulfur atoms for another Group VIB element,⁶ or to vary the positions of the S atoms.⁷ Thus, replacement of the inner set of sulfur atoms in ET by seleniums gives BETS **3** in which, remarkably, the superconducting properties of particular polymorphs of $(\text{BETS})_2\text{FeX}_4^-$ ($\text{X} = \text{Cl}, \text{Br}$) can be turned on or off by an external magnetic field.⁸ Attachment of substituents to ET bring potential for linking to greater molecular frameworks, for incorporating hydrogen bonding functionality to promote ordering of the radical cation salts, and for introducing chirality. The latter is of particular interest following Rikken's observation of magnetochiral anisotropy in carbon nanotubes.⁹ Here we review the progress in the preparation of functionalised derivatives of ET with the aim of stimulating studies on the properties of these very interesting systems. Special attention has been paid to the preparation of chiral systems, and issues of stereochemistry. No syntheses have been reported on substituted analogues of ET donors in which some or all ring sulfur atoms are replaced by selenium, though this may change soon following recent important advances in the syntheses of the unsubstituted systems and their precursors.¹⁰



Synthetic strategies.

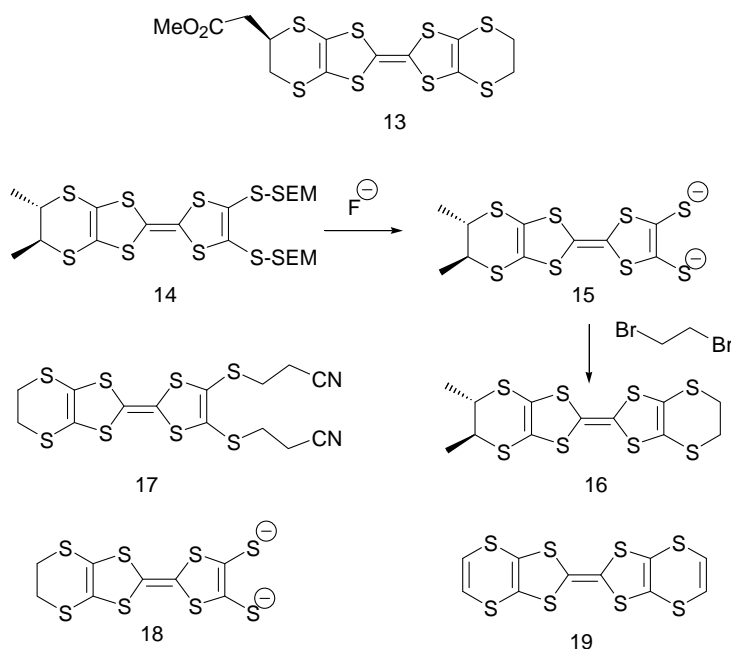
TTF can be readily functionalised by lithiation and subsequent reaction with electrophiles, but the synthesis of ET derivatives must follow a different route, since lithiation is likely to lead to break up of the outer rings as has been observed in other basic conditions.¹¹ Thus, the synthetic strategy to a mono-substituted ET **10** involves construction of the central double bond late in the synthesis by reaction of a suitably substituted oxo compound **8** with excess of the unsubstituted thione **9** in triethyl phosphite (Scheme 1). Unsubstituted ETs and a group of disubstituted derivatives **11-12** are formed by homo-coupling reactions, but usually can be separated from the desired cross coupled material by flash chromatography. Coupling of two oxo compounds gives generally lower yields of cross coupling products, since the thione is the preferred substrate for ylid formation with triethyl phosphite, and the ylid reacts preferentially with the polar carbonyl group of the oxo compound.¹² Dicobalt octacarbonyl couplings of thiones¹³ has not been used successfully to date in the synthesis of substituted ET's. The oxo compound is prepared from the corresponding thione (e.g. **8** from **6**) using the well established treatment with mercuric acetate in chloroform with additional acetic acid, though inclusion of acetic acid may not be an absolute requirement. There are two main strategies for the formation of the substituted thione. The first is by two nucleophilic displacements by the dithiolate **5**, usually as its sodium salt, on a *vic*-dihalide¹⁴ or on a cyclic sulfate ester.¹⁵ The latter is used when an enantiopure thione is required, and the cyclic sulfate ester is prepared from the corresponding *vic*-diol. These two routes were used in the syntheses of methyl ET-ethanoate **13** in racemic¹⁶ and enantiopure forms

respectively.¹⁷ The second procedure, introduced by Neilands,¹⁸ uses a hetero Diels Alder reaction of the trithione **7** with a mono-substituted alkene to provide the racemic thione. The disodium salt of dithiolate **5**¹⁹ and the trithione **7**^{18,19} can be readily prepared from **4**, a zinc(II) complex of the dithiolate, which is readily prepared from carbon disulfide and sodium,²⁰ all reactions being feasible on a large scale. The less reactive zinc complex **4** will also undergo reaction with some *vic*-dibromides to give the bicyclic thiones e.g. with 1,2-dibromoethane and 2,3-dibromo-1-methoxypropane.¹⁴ The synthetic procedures are easily adapted to preparation of disubstituted ETs where those substituents are *cis* or *trans* to each other on the same outer ring by choice of appropriate material for reaction with **5** or **7**.



If chromatographic separation of cross coupled and homo coupled donors is very difficult, for example when the substituents on the two components for coupling are

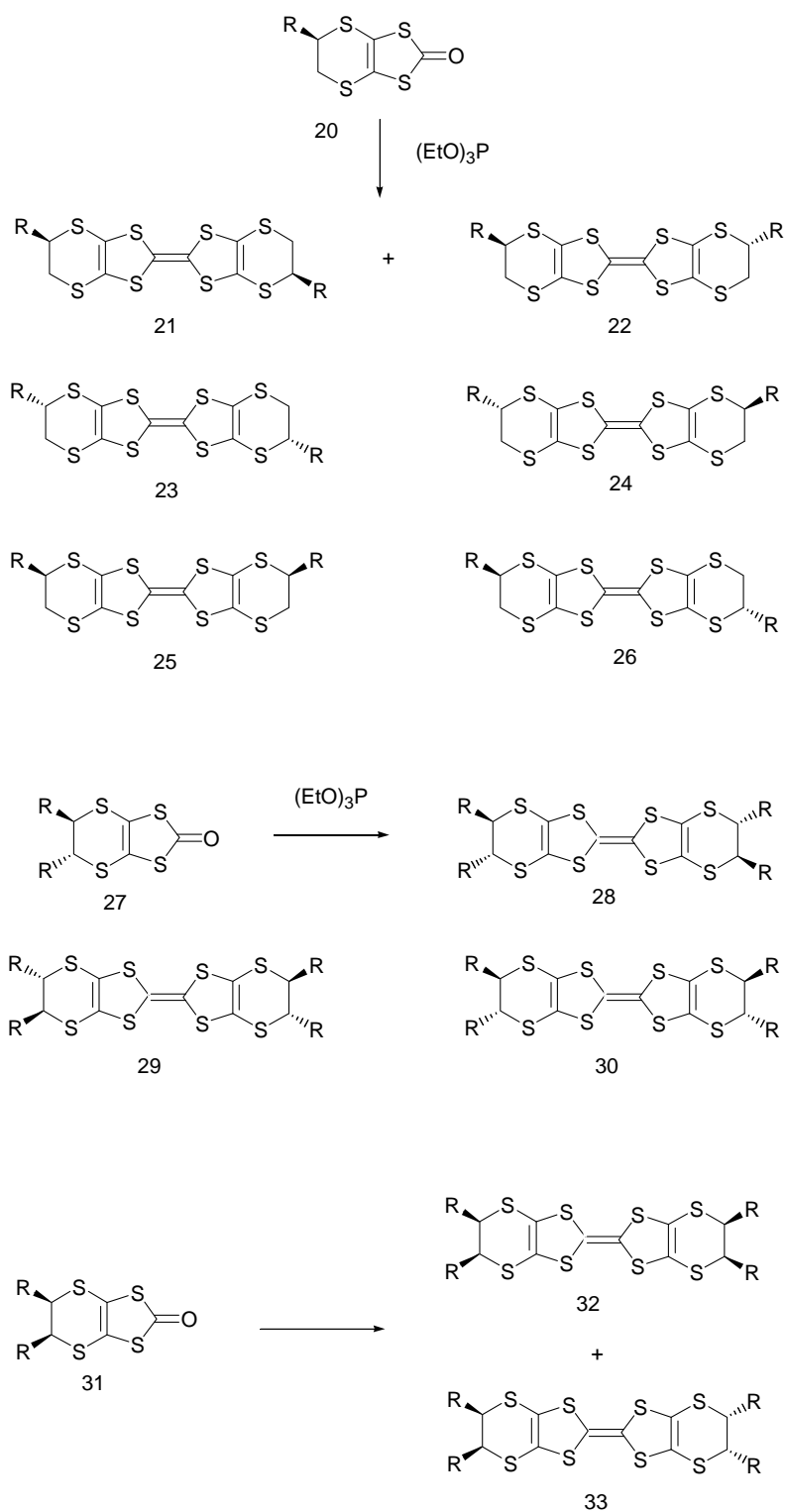
similar, an alternative, much less explored, strategy is to build one of the ethylene bridges at the end of the synthesis. Thus, Zambounis and Mayer prepared the SEM protected dithiolate **14** by cross coupling, removed the protecting groups and reacted the resulting dithiolate **15** with 1,2-dibromoethane to give *S,S*-dimethyl-ET, DIMET **16**.¹¹ Cyanoethyl protection²¹ of the dithiolate has been utilized too.²² This approach may be applicable to preparation of ET derivatives containing functionality which is sensitive to the triethyl phosphite coupling reaction by installation of the substituted ethylene bridge at the end of the synthesis. Becher's bis(cyanoethyl) protected donor **17** provides ready access to the unsubstituted dithiolate **18**.²¹ Specific methods for preparing analogues of VT, the fully unsaturated version of ET, **19**, will be referred to later.



Stereochemical considerations.

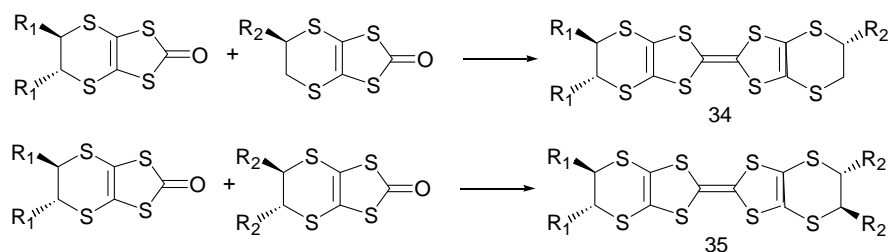
Preparation of single isomers of ET derivatives with substituents at both ends of the molecule, requires some careful consideration of the stereochemical results of the coupling reaction (Scheme 2). Thus, self coupling of the enantiopure monosubstituted oxo compound **20**, gives two chiral diastereomers **21** and **22**, which are likely to be very difficult to separate. If the oxo compound is racemic then the number of stereoisomers jumps to six: two pairs of enantiomers, **21-24**, and two further diastereomers - **25** with a mirror plane, and **26** with a centre of symmetry, with little likelihood of separation! In contrast, self coupling of enantiopure *trans* symmetrically disubstituted materials such as **27** will give just one enantiopure tetrasubstituted ET derivative **28**, as achieved for tetramethyl-ET, TMET.¹⁵ The racemate of **28** is best prepared by mixing equal amounts

of the two enantiomers **28** and **29**, since cross coupling of racemic **27** will give also give a *meso* compound **30** along with **28** and **29**. Self coupling of the *cis* disubstituted oxo compound **31** will give two diastereoisomers **32** and **33**.

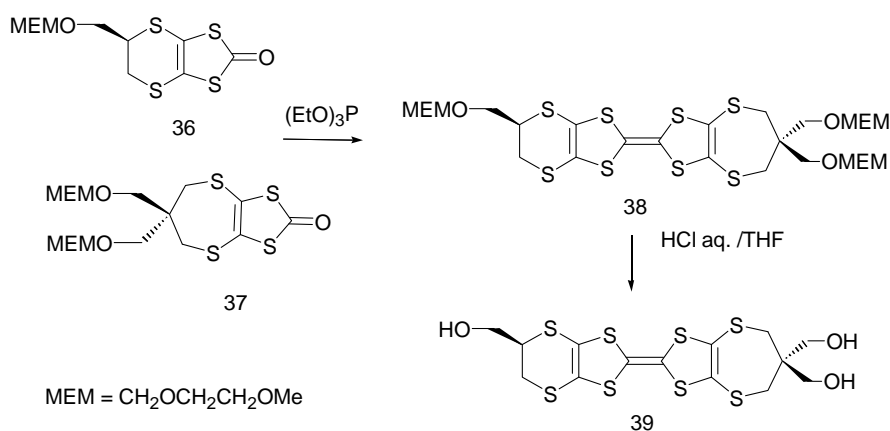


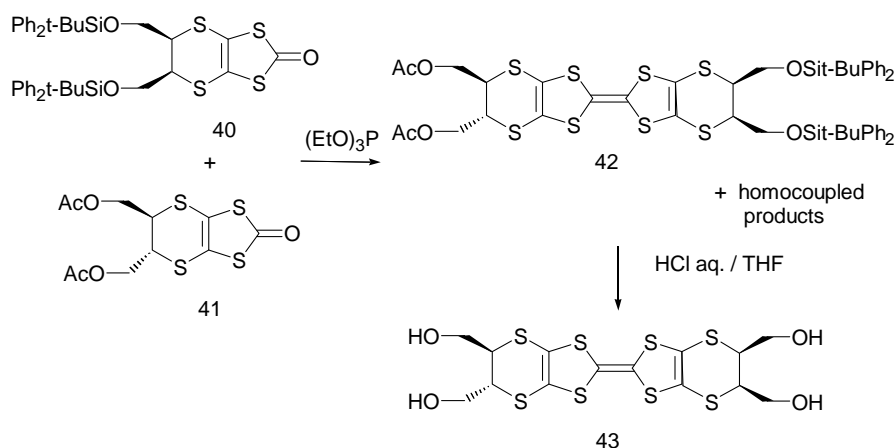
Scheme 2

Cross coupling of two different substituted components to give a single diastereoisomeric product needs careful thought too. Favourable situations are if one component has C_2 symmetry then one cross coupled diastereoisomer is produced if both components are enantiopure, e.g. preparation of trisubstituted and tetrasubstituted derivatives **34** and **35** (Scheme 3), or if one component is achiral, e.g. preparation of the enantiopure tris(hydroxymethyl) donor **39**,²³ in which a chiral monosubstituted oxo compound **36** is cross coupled to the achiral disubstituted oxo compound **37** to give a single diastereoisomer **38** (Scheme 4).



Cross coupling of a *cis* disubstituted thione and a *trans* disubstituted oxo compound will give one product, enantiopure or racemic depending on the *trans* component. Wallis utilized this in the synthesis of the racemic *cis, trans* tetrakis(hydroxymethyl)ET **43** (Scheme 5).²⁴ To ensure separation of the cross coupled product from homocoupled products, the two diol components were protected with groups of quite different polarities, in this case *t*-butyldiphenylsilyl and acetyl groups. Coupling of the protected compounds **40** and **41** in triethyl phosphite led to cross coupled product **42** (two protecting groups of each type) which had different chromatographic properties from homocoupled products (with four identical protecting groups). Subsequent hydrolysis of **42** yields the tetrol **43**.





Scheme 5

Substituted ETs.

We now survey the range of known ET derivatives and closely related donors most of which have been reported in the last ten years. Studies of their radical cation salts are still at an early stage, but results will be indicated when available. Most structural data refers to salts of ETs carrying two or four ethyl, methyl or halo groups, though two salts of bis(hydroxymethyl)functionalized donors have been characterized. Thus, it is too early to identify many general principles regarding the influence of substituents on crystal packing arrangements of the radical cation salts. Apart from production of new conducting solids, these functionalised ETs may find applications as mediators in electrochemical processes, e.g. in biosensors, in catalytic processes, and in conducting polymers and thin films. Compared to ET, the substituted donors are often much more soluble in organic solvents.

Alkyl Substituted ETs.

Surprisingly, only three racemic monoalkyl-ET derivatives have been reported, the methyl derivative **44** was prepared by the Zambounis and Mayer method installing the ethylene bridge last,¹¹ and the hexadecyl and octadecyl derivatives **45** and **46** by cross coupling methodology after hetero Diels Alder reaction of the trithione **7** with octadec-1-ene or eicosene.^{25,26} Brief reference has been made to preparing **44** from ester-substituted donors by treatment with lithium bromide in HMPA at 150°C.²⁷ No radical cation salts of either derivative have been reported, even though the former represents one of the smallest perturbations to the structure of ET. However, the methylated oxo compound **47**, prepared from dithiolate **5** and 1,2-dibromopropane followed by S/O exchange using mercuric acetate, has been self coupled to give a mixture of dimethyl-ETs **48**, which has been converted to radical cation salts formulated as (**48**)I₅, (**48**)_{8/3}CuCl₂ and (**48**)HgCl₃, the latter of which shows a transition to a metallic state on cooling below 50K.²⁸ It is not known which of the six stereoisomers of **48** are involved in each case. Dunitz prepared the enantiopure tetramethyl-ET, *S,S,S,S*-TMET, **52**, the first reported chiral organosulfur donor, in 1986 by self coupling of the *trans*-dimethyl thione **51**.¹⁵ The latter is formed in 30% yield by reaction of dithiolate **5** with the enantiopure cyclic sulfate ester **50** which is prepared in two steps from the corresponding *R,R*-butane-2,3-diol via cyclic sulfite ester **49** (Scheme 6). Dunitz and Hilti reported two series of radical cation salts: a

semiconducting 2:1 series with PF_6^- , AsF_6^- , SbF_6^- (and a structurally related incommensurate salt with I_3^-) and a series with approximate 3:2 stoichiometry with ClO_4^- , ReO_4^- , BF_4^- showing metallic behaviour in the plane of the layers of donor molecules.²⁹ For the perchlorate and tetrafluoroborate 3:2 salts, anions lie in large channels surrounded by methyl groups, and are positionally disordered (Fig. 1). Detailed studies on the perchlorate salt showed the anions are accompanied by solvent molecules the composition of which has a marked influence on the electrical properties. Outer rings of TMET adopt envelope conformations with the methyl groups in pseudoequatorial positions. Care is needed in the refinements of the crystal structures since the packing arrangements are pseudocentrosymmetric, often only the positions of the methyl groups break the symmetry.^{29,30} A reported crystal structure on the “racemic” donor TMET (prepared from racemic **51**) almost certainly contains a disordered mixture of racemic **52** and the *meso* isomer **53**.³¹ Keller electrocrystallised an unspecified mixture of TMET isomers: a metallic 2:1 salt with PF_6^- appears to contain the isomer **54**, and a chlorobenzene solvate of a 1:1 PF_6^- salt appears to contain both isomers **54** and **55** in a pseudosymmetrical arrangement.³² In both cases the relation between adjacent methyl groups is *cis* and one methyl group will lie in an axial position for an envelope conformation of the outer ring. Great care is necessary in interpreting crystallographic results on materials grown from an isomeric mixture of donors; it is far preferable to work with one single isomer, and this eliminates one source of disorder in the salts as well.

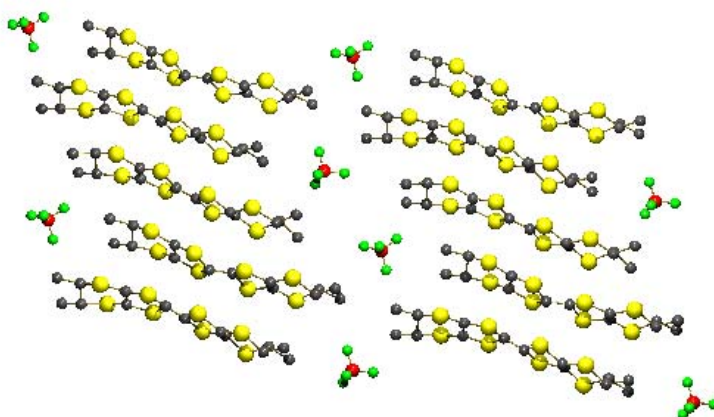
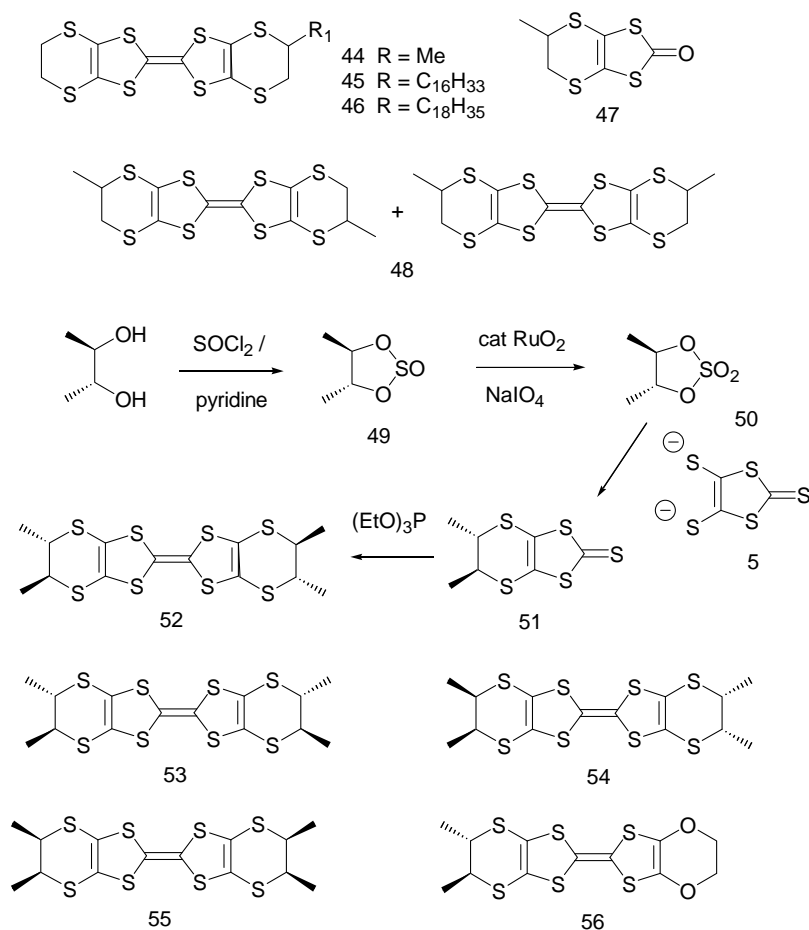


Figure 1. Crystal packing in $(\text{TMET})_3(\text{BF}_4)_2$ showing one set of positions of the disordered anions in the wide channel formed by the donors' methyl groups.



Scheme 6

Zambounis and Hilti prepared the enantiopure dimethyl-ET, *S,S*-DIMET, **16**, and its κ -phase 2:1 ClO₄⁻ salt which, under pressure, became superconducting at 2K,³³ as well as salts with symmetrical linear anions, AuI₂⁻, Au(CN)₂⁻, AuBr₂⁻, I₃⁻.³⁴ Sugawara and Kawada reported a series of semiconducting 2:1 radical salts of enantiopure DIMET with PF₆⁻, ClO₄⁻ and ReO₄⁻, as well as the racemic version of the PF₆⁻ salt.³⁵ The PF₆⁻ case provides the only structurally comparable pair of radical cation salts of enantiopure and racemic donors. Interestingly, the centrosymmetric anion is only ordered in the latter case where the hole in which it lies is not chiral. Both enantiopure and racemic salts showed head to tail stacking of donors with the main axes of neighbours twisted at *ca.* 30° to each other (Fig. 2). Keller reports a range of salts with DIMET including an enantiopure semiconducting 1:1 BF₄ salt.³² Although methyl groups take pseudoequatorial positions in the structurally characterised radical cation salts, for neutral DIMET the methyl groups take pseudo-axial positions.³¹ The enantiopure dimethylated donor **56** in which two O atoms have replaced the S atoms in one outer ring has been prepared by cross coupling.¹²

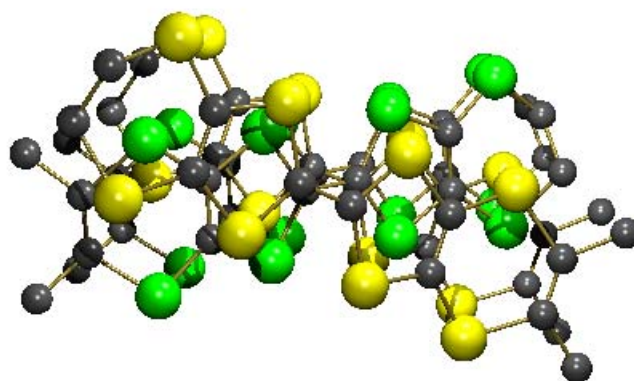
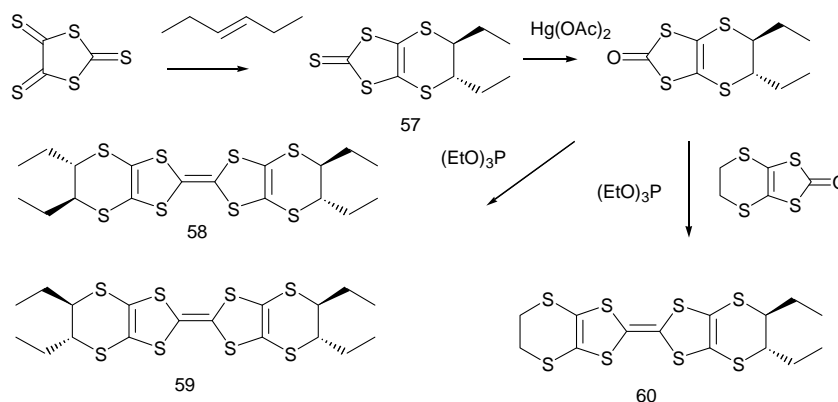


Figure 2. View down a stack of donor molecules in racemic (DIMET)₂PF₆ showing the twisting of one donor relative to its neighbours.

Kini has prepared the racemic *trans*-diethyl-thione **57** by reaction of the trithione **7** with *trans*-hex-3-ene. Conversion to the corresponding oxo compound followed by heating with triethyl phosphite gave the homocoupled derivative, TEET, as a mixture of a racemate **58** and the *meso* compound **59** (Scheme 7).³⁶ The corresponding tetra-*n*-propyl derivative was made from *trans*-oct-4-ene. Electrocrystallisations of the diastereoisomeric mixture of TEET did not give any 2:1 salts, but insulating salts of dications (with AuCl₂⁻/AuCl₄⁻ or Br-I-Br⁻) or monocations (with I₃⁻ or ClO₄⁻). X-ray studies show that either the racemate (with I₃⁻), the *meso* compound (with IBr₂⁻) or a disordered mixture of both (with AuCl₂⁻/AuCl₄⁻) are present in these crystals. In all cases, including the neutral donor, the ethyl groups take axial orientations. The linear anions are closely associated with the sulfur systems of donors, thus disrupting the expected close packing of donor molecules. The racemic diethyl-ET **60** was prepared by cross coupling, and forms a semiconducting 2:3 salt with Br-I-Br⁻, with anions lying parallel to donors in a 1:1 ratio in layers which are interleaved by “anion only” layers.



Scheme 7

Several thiones containing an extra fused ring have been reported, e.g. **61-66**. The first two were prepared by cycloaddition of cyclopentene or cyclohexene with trithione **7**,³⁷ while unsaturated analogues were prepared by reaction of an α -chlorocycloalkanone with the dithiolate **5** to give mixtures of two isomers, e.g. **63** and **64**.³⁸ Conversions to homocoupled ET derivatives are reported, though those from **61-63** and **65** are likely to be a mixture of two diastereoisomers, e.g. **67** and **68** from **61**. Salts of some donors have been reported including an X-ray structure of a 1:1 triiodide salt of **67** in which the linear anions surround pairs of donors (Fig. 3).³⁹ Donor **69** with two fused cyclododecane rings was reported by Abashev, and forms a 1:1 complex with C_{60} though there is no structural data to determine which isomer is involved.⁴⁰ Donors fused to one cyclopentyl or cyclohexyl ring were prepared by cross coupling with a *bis*-S-cyanoethyl protected component, deprotection and cyclisation with 1,2-dibromoethane.²¹ Cyclisation of trithione **7** with indene has been reported.⁴¹

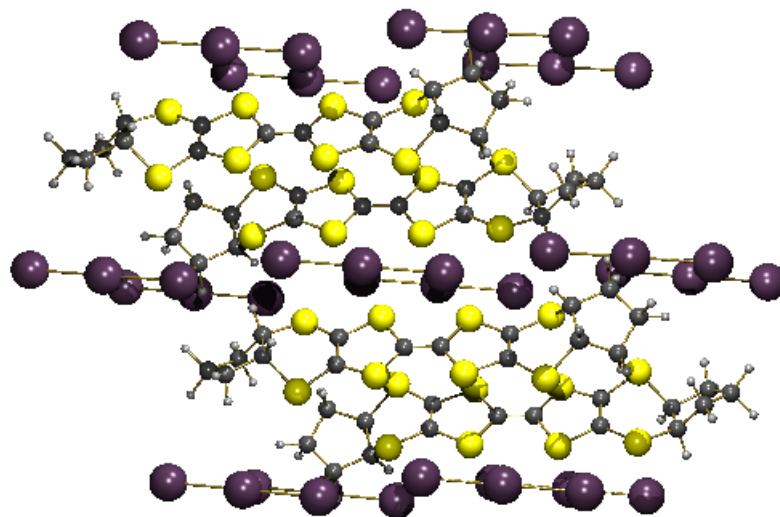
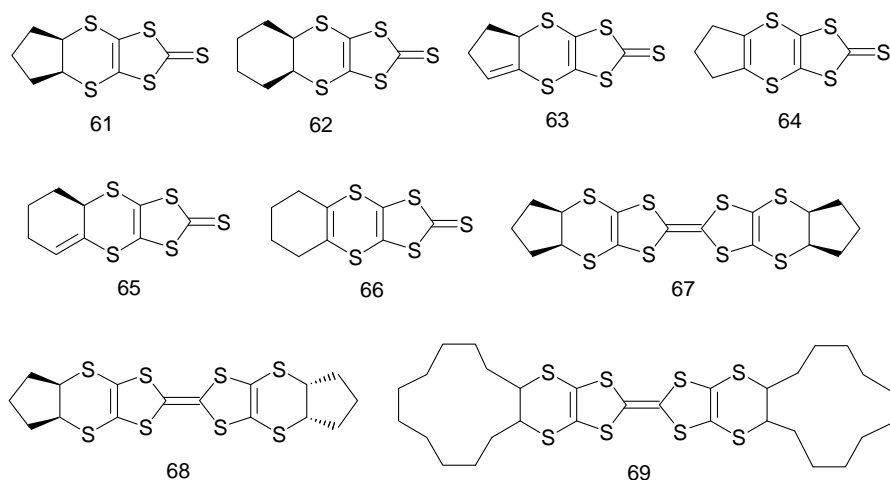
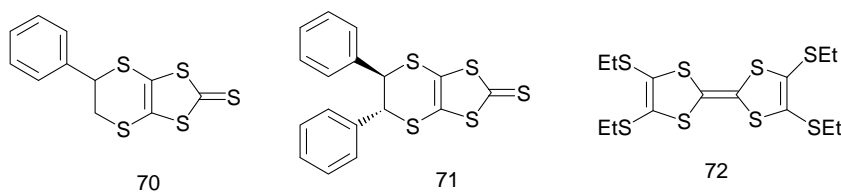


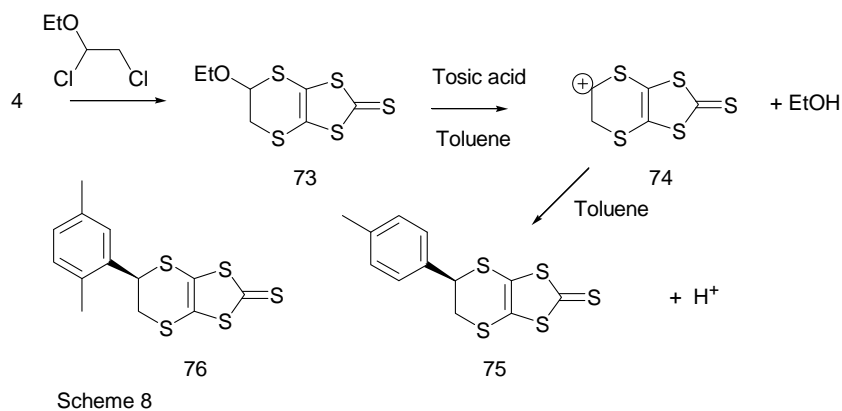
Figure 3. Crystal packing in *syn*-bis(cyclopentyl)ET triiodide, (**67**)I₃.³⁹



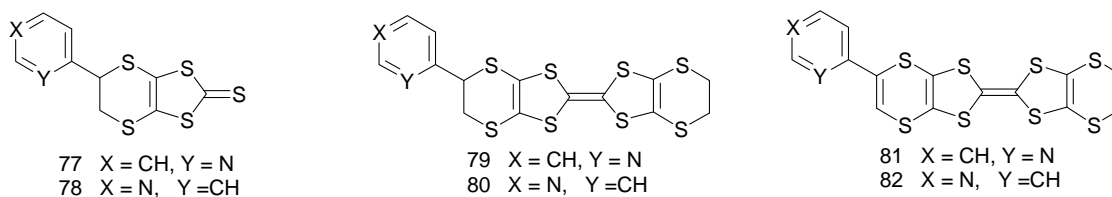
Aryl substituted and fused ET derivatives

The mono- and diphenyl-thiones **70** and **71** have been synthesized both by disubstitution of a *vic*-dibromide with the sodium salt⁴² and zinc complex⁴³ of dithiolate **5** and by cycloaddition of styrene or *E*-stilbene with trithione **7**.^{44,45} The enantiopure version of **71** has not been prepared, despite apparent indications in the literature. Attempts to convert **71** or its oxo compound into ET derivatives have been unsuccessful, homocoupling in triethyl phosphite gave only tetra(ethylthio)TTF **72**, the product of Arbusov rearrangements. In contrast, monosubstituted thione **70** could be homocoupled to give a mixture of diphenyl-ET donors by treatment with triethyl phosphite for 30 minutes at 100-130°C.⁴² An alternative two step synthesis of aryl substituted thiones involves formation of the ethoxy thione **73** from the zinc complex **4**, and treatment of its solution in a moderately electron rich substituted benzene with tosic acid.⁴⁶ The carbocation **74** reacts with the aromatic solvent, so that **75** and **76** were prepared from toluene and *para*-xylene respectively (Scheme 8), and even the phenyl derivative **70** could be attained if excess tosic acid was used. This approach has considerable unexplored potential.

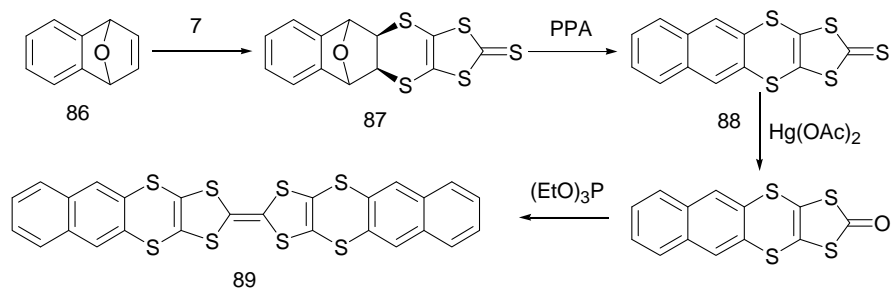
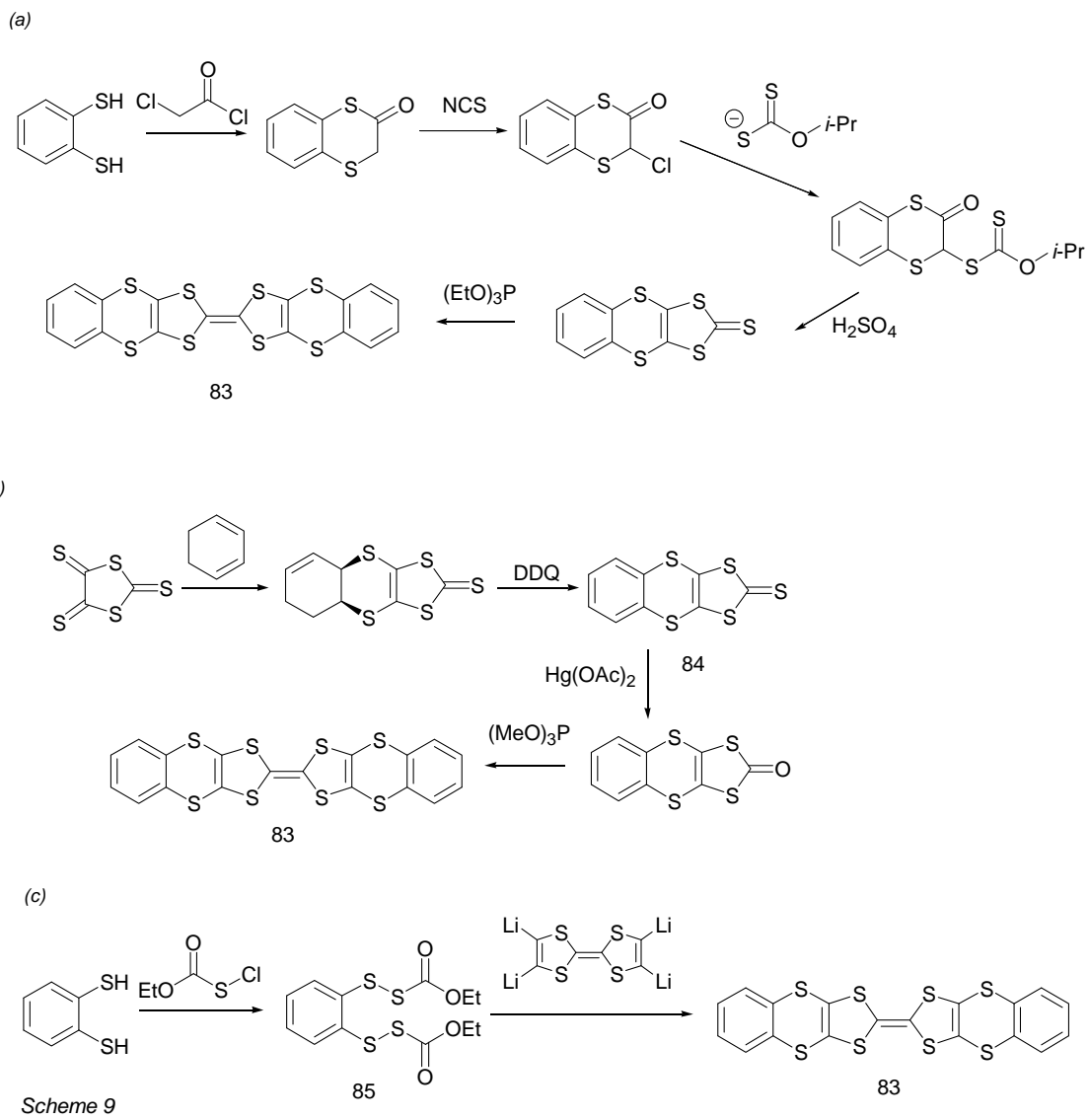




Xu prepared 2- and 4-pyridyl substituted thiones **77-78** from the corresponding vinylpyridines and trithione **7** in 20-25% yield,⁴⁷ though this has been improved,⁴⁸ and converted them to their oxo compounds which were cross coupled with unsubstituted thione **9** in triisopropyl phosphite to give the monosubstituted donors **79-80**.⁴⁷ Donor **79** forms a 1.1:1 charge transfer complex with TCNQ, and **80** forms a 1:1 complex with copper(II) chloride both of which have low conductivities (*ca.* 10^{-3} S cm^{-1}). Donors **79** and **80** could be dehydrogenated at the substituted bridge with DDQ to give donors **81-82**.⁴⁷

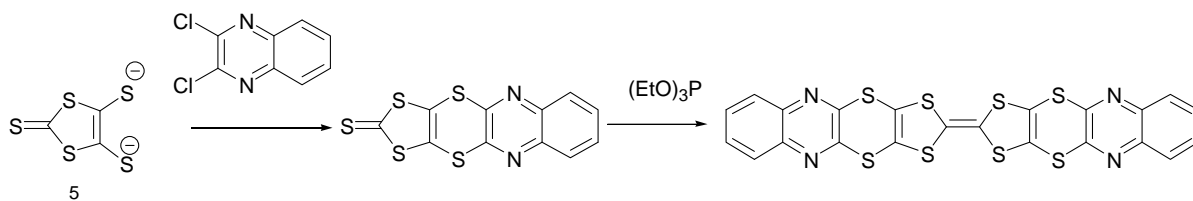


A number of ETs fused to aromatic systems are known. The dibenzo fused ET **83** has been prepared in three ways: (a) Müller started from 1,2-dimercaptobenzene and chloroacetyl chloride, adapting a six step route used to prepare ET (Scheme 9a),⁴⁹ (b) Kini reacted 1,3-cyclohexadiene with trithione **7**, followed by dehydrogenation with DDQ to form the benzene ring in thione **84** and homocoupling in a four step preparation (Scheme 9b),⁵⁰ (c) Elsenbaumer reacted tetralithio-TTF with two equivalents of the *o*-benzene-bis(disulfide) **85** to give the target in just one step from TTF in 72% yield (Scheme 9c).⁵¹ Müller has reported electrocrystallisation gave radical cations, e.g. a 3:1 salt with AsF_6^- as flexible fine fibres (typical dimensions: $10000 \times 50 \times 20 \mu\text{m}^3$) with conductivity of 100 S cm^{-1} along the fibre's axis.⁴⁹ Preparation of a di-hydroxyl and tetrahydroxy-substituted dibenzo-ET has been described.⁵² Kini prepared the naphthalene fused donor **89**, by ring closure of endoxide **86** with trithione **7** to give thione **87** followed by ring opening of the strained ether and elimination using polyphosphoric acid to give the thione **88**, which was converted to donor **89** in two standard steps (Scheme 10).⁵⁰



ETs fused to pyrazines, quinoxalines and pyridopyrazines have been prepared by nucleophilic substitution of 2,3-dihalo-heterocycles by dithiolate **5** followed by standard

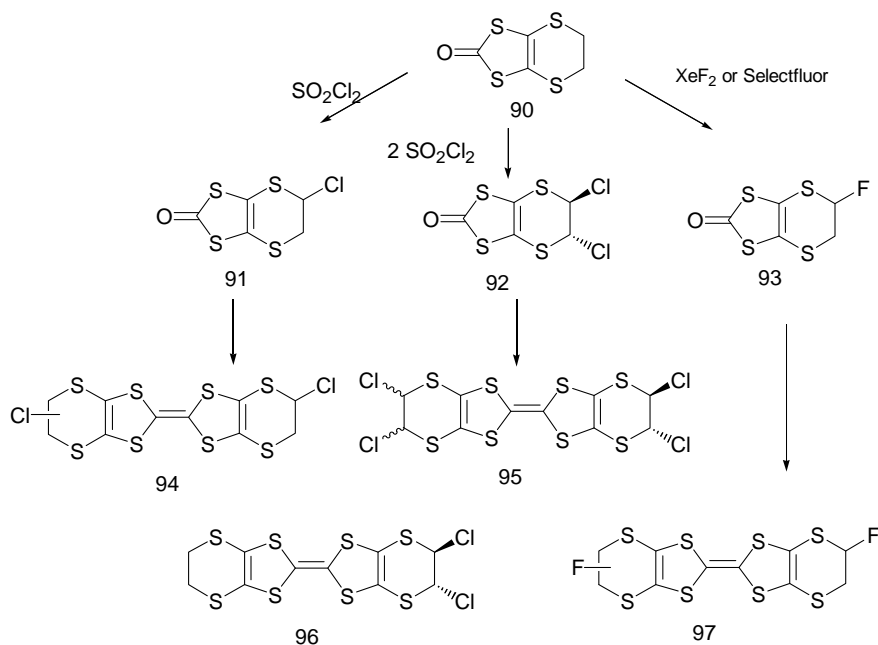
coupling procedures⁵³ (Scheme 11). Some of these donors have very low solubilities in common solvents.



Scheme 11

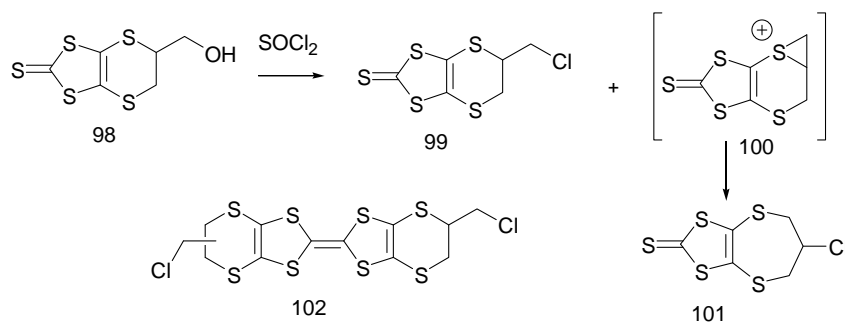
Halo-substituted ET derivatives

The synthesis of halo-functionalised ET systems is an area of interest for two reasons. Intermolecular interactions between halo substituents on an organosulfur donor can play a significant role in organising the solid state structures of the radical cation salts, leading to novel packing modes.⁵⁴ Furthermore, nucleophilic substitutions of a donor's halo substituents can lead to the rapid production of many new derivatives. Fourmigué prepared the mono- and *trans*-di-chloro substituted oxo compounds **91** and **92** in very good yields by treatment of the unsubstituted oxo compound **90** with one or two equivalents of sulfuryl chloride in carbon tetrachloride.⁵⁵ Homocoupling of oxo compounds gave the di- and tetra-chloro functionalised ET derivatives **94** and **95** as mixtures of isomers in high yields (Scheme 12).⁵⁶ Electrocrystallisation of the tetrachloro donor **95** with the $\text{Mo}_6\text{Cl}_{14}^{2-}$ dianion gave a 3:1 salt, in which a centrosymmetric *meso* donor with axial *trans* chloro groups on each ethylene bridge is sandwiched between two disordered donors which are twisted in their TTF planes with respect to the central donor to avoid steric interactions between their chlorine substituents. The outer molecules carry most of the cationic charge. Katsuhara has reported semiconducting 1:1 radical cation salts of the tetrachloro donor **95** with AsF_6^- and ClO_4^- ,⁵⁷ and again the chlorines adopt axial positions. The cation and anion alternate in a pseudo NaCl structure in the AsF_6^- salt, while the ClO_4^- salt is strongly one dimensional. The cross coupled dichloro donor **96** is also reported.⁵⁷ Fourmigué also reports the monofluorination of oxo compound **90** to give **93** using either [®]Selectfluor or xenon difluoride, the latter method producing a superior yield (80%).⁵⁶ Homocoupling in trimethyl phosphite gave the di-fluorinated ET **97** as a mixture of isomers.



Scheme 12

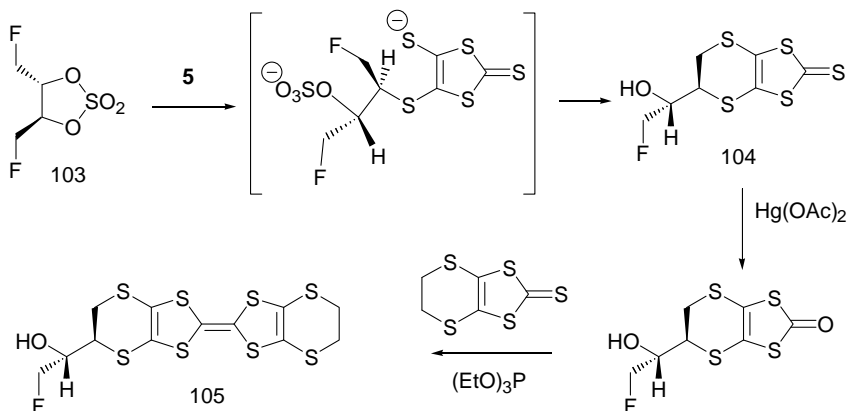
An isomeric mixture of ETs, disubstituted with two chloromethyl groups, **102**, was prepared by Kumar by homocoupling of the chloromethyl substituted thione **99**. This was prepared from the hydroxymethyl thione **98** and thionyl chloride in pyridine,⁵⁸ and the isomeric chloro-thione with an outer seven membered ring **101** was also produced, probably via the fused thiiranium salt **100** (Scheme 13). The bromomethyl thione has been prepared from trithione **7** and allyl bromide.⁴¹



Scheme 13

An attempt to prepare the enantiopure *trans* bis(fluoromethyl) thione by a double substitution reaction of the cyclic sulfate ester **103** by the dithiolate **5** led instead to the thione containing a 2-fluoro-1-hydroxyethyl sidechain **104**, which could be converted in two steps to the monosubstituted ET **105** (Scheme 14).⁵⁹ After ring opening of cyclic sulfate ester **103** by the dithiolate, the remaining thiolate group surprisingly displaces the nearer fluoride rather than sulfate ion. Note it was possible to carry out the

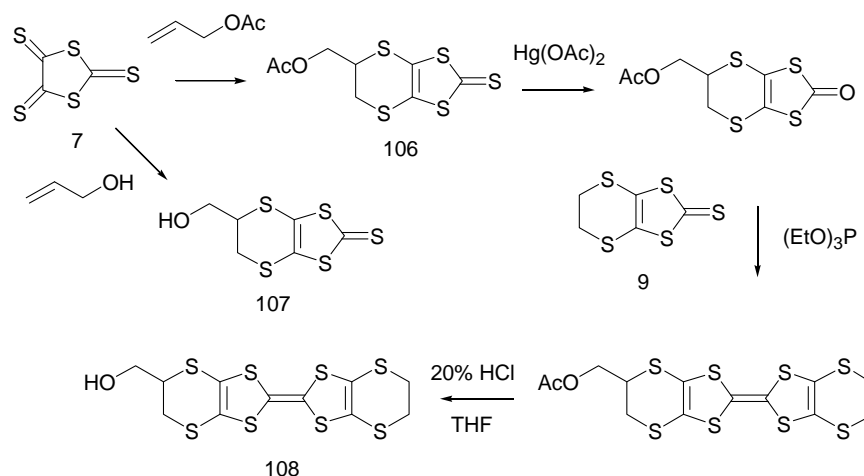
heterocoupling reaction without protection of the hydroxyl group which is not usually the case.



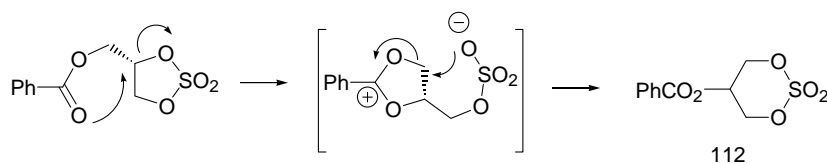
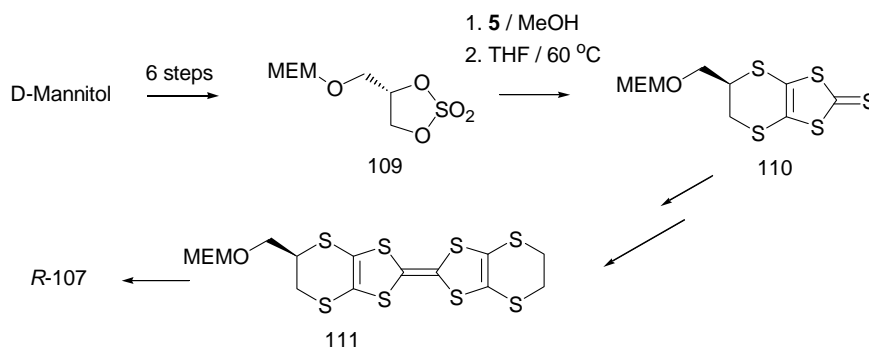
Scheme 14

Hydroxy and ether functionalised ET derivatives

Hydroxymethyl-ET, HMET, **108**, is most readily prepared in four steps with an overall yield 15%, starting from reaction of the trithione **7** with allyl acetate to give thione **106**²⁴ (Scheme 15), followed by S/O exchange, cross coupling with unsubstituted thione **9** and hydrolysis of the acetate group. Zhu has prepared HMET in a similar way, starting from allyl alcohol and **7** to give **107**,^{60,61} while an earlier route involved reaction of dithiolate **5** with O-protected 2,3-dibromopropanol.¹⁴ Electrocristallisation of HMET led to semiconducting, microcrystalline 2:1 radical cations with BF_4^- , Cl^- , PF_6^- ¹⁴ and ClO_4^- .⁶⁰ Wallis prepared enantiopure HMET via reaction of the dithiolate **5** with the O-MEM protected cyclic sulfate ester **109**, prepared from *D*-mannitol in six steps, to give enantiopure thione **110** in 54% yield which was converted to the O-MEM-protected donor **111** in the normal way, and finally deprotected with 20% hydrochloric acid/THF to give the *R* enantiomer of HMET.⁶² Note the cyclic sulfate ester **109** needs to be used soon after preparation, since it is prone to decomposition. The O-benzoyl analogue rearranges quantitatively to the six-membered cyclic sulfate ester **112**, with intramolecular ring opening of the cyclic sulfate ester as the likely starting point (Scheme 16).⁶²



Scheme 15



Scheme 16

Cycloaddition reactions of trithione **7** with but-3-en-1-ol and *cis* or *trans* but-2-en-1,4-diol have led to the hydroxyethyl^{24,63} and *cis*⁶⁰ and *trans*²⁴ bis(hydroxymethyl) thiones **113-115** respectively. After *O*-protection with acetyl or *t*-butyldiphenylsilyl groups, the synthetic plan outlined in Scheme 15 led to hydroxyethyl-ET (HEET) **116**,^{24,63} and the *cis* and *trans* isomers of bis(hydroxymethyl)ET **117-118**.^{24,60} Zhu has structurally characterized a semiconducting 2:1 radical cation salt of the *cis*-diol **117** with chloride.⁶⁰ The anion is hydrogen bonded to three hydroxyl groups from different donor molecules (Fig. 4). Donors are arranged in stacks with substituents directed alternately to opposite sides of the stack. Chinese workers have reported the acetyl protected hydroxymethyl- and hydroxypropyl thiones **105** and **119** and their conversion to homocoupled di(hydroxyalkyl) donors as mixtures of stereoisomers.⁶⁴

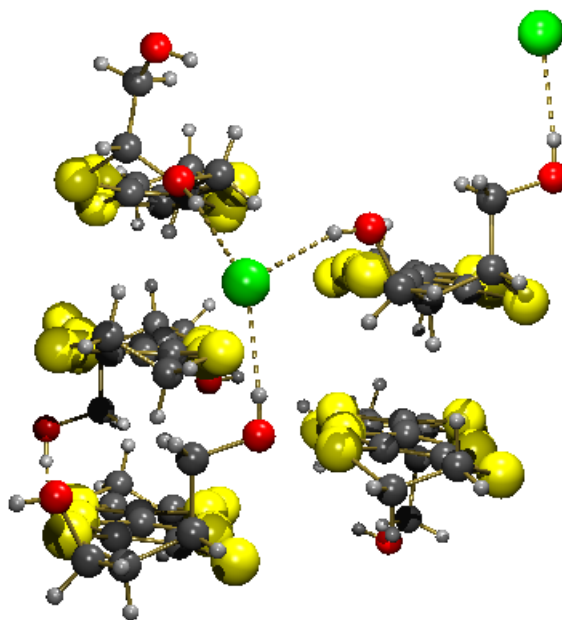
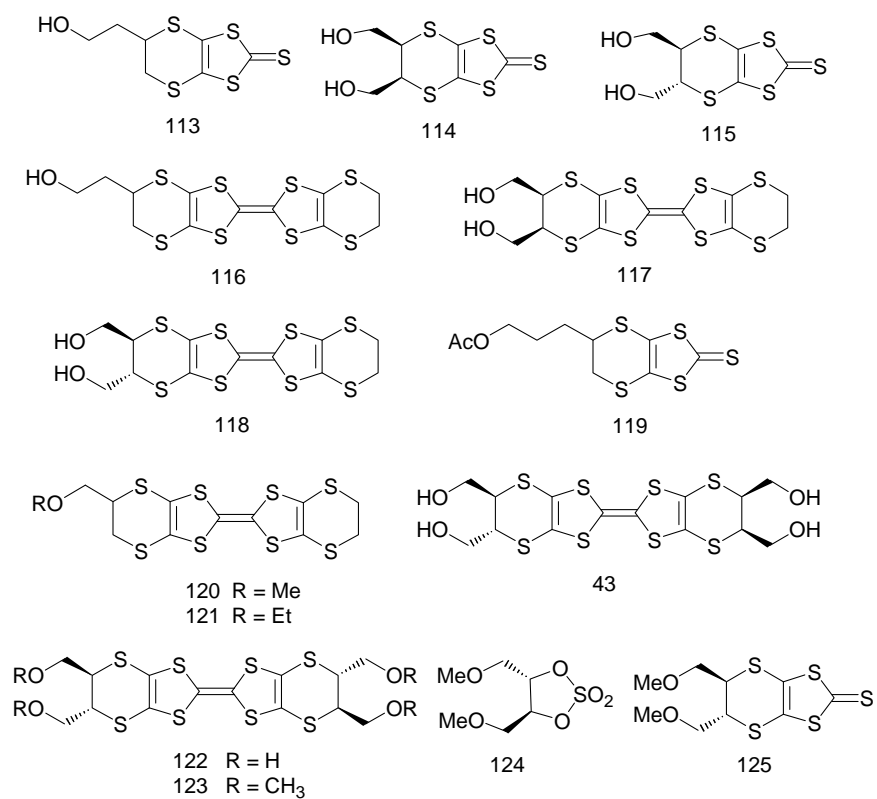


Figure 4: Hydrogen bonding of a chloride ion to three donor molecules in $(cis\text{-bis}(\text{hydroxymethyl})\text{ET})_2\text{Cl}$.⁶⁰



The cross coupling of *cis* and *trans* thiones to the racemic *cis*, *trans* tetra(hydroxymethyl)-ET **43** has been referred to earlier (Scheme 5),²⁴ while other reported preparations of tetra(hydroxymethyl)-ET provided mixtures of stereoisomers.⁶⁵ Future access to the enantiopure form of the *trans* bis(hydroxymethyl)thione **115** is the key to preparing the all-*trans* enantiopure donor **122**.

Tosylations of the hydroxy-substituted thione **106** and the donor HEET **116** have been used in further synthetic elaborations to introduce further functionalities by nucleophilic substitutions.⁶³ Ether links have been installed early in donor synthesis, in lieu of *O*-protection, for example in the preparation of **120** and **121**,¹⁴ but could be installed at the end if the grouping to be attached is difficult or expensive to prepare. Wallis has prepared the enantiopure tetra(methoxymethyl)ET **123** from cyclic sulfate ester **124** and dithiolate **5** to give thione **125** followed by standard transformations.¹⁴ However, the cyclisation reaction with **5** is very low yielding (*ca* 5%), and this is typical of cyclic sulfate esters with two bulky substituents.

A further class of extended donor involves fusion of one or two 1,4-dioxane rings by ether links to the ethylene bridges of ET, e.g. symmetrical donor **129** where there is *cis* fusion between heterocyclic rings, but there are two stereoisomers due to the relative dispositions of the two dioxane rings. The *cis*-fused thione **127** is prepared by cycloaddition of trithione **7** with 1,4-dioxene,⁶⁶ or via reaction of 2,3-dichloro-1,4-dioxane with either the zinc salt of dithiolate **5**⁶⁷ or with its dibutyltin derivative **126** under boron trifluoride catalysis.⁶⁸ The thione can be converted in two steps to donors **128** (DOET) and **129** which has both *syn* and *anti* stereoisomers. Radical cation salts $(\mathbf{128})_2\text{Au}(\text{CN})_2$ and $(\mathbf{128})_2\text{BF}_4$ show metallic behaviour with room temperature conductivities *ca.* 10-30 S cm⁻¹ and $(\mathbf{128})_4\text{Hg}_2\text{Cl}_6$ remains metallic down to 4K.^{69,70} A range of salts of the *syn* isomer of the bis fused donor **129** have been reported as well as a triiodide salt of *anti* isomer of this donor.^{67,71} It is notable that the dioxane rings lie roughly at right angles to the plane of the organosulfur system, but they do not prevent stacking of the organosulfur donors (Fig. 5). Syntheses of the “all sulfur” analogues of **128** and **129** have been reported,⁶⁸ and a “mixed system” has been prepared from 2,3-dihydro-1,4-oxathiine, but the relative positions of the O and S atoms in the outer rings leads to a larger mixture of stereoisomers.⁷² ET donors fused to one or two tetrahydrofuran rings have been prepared from 2,5-dihydrofuran, and a range of radical cation salts characterized.⁷³

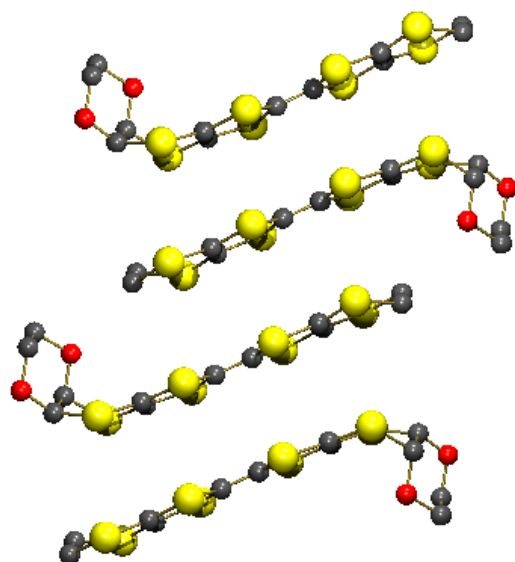
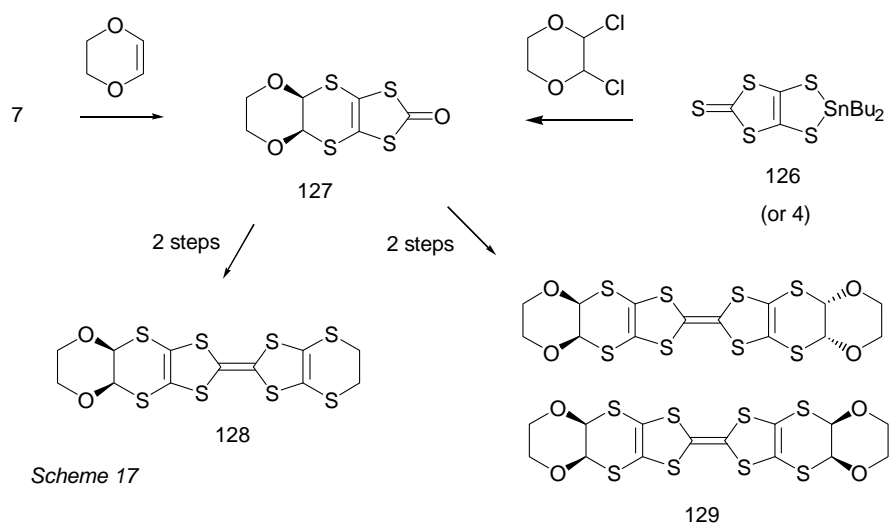
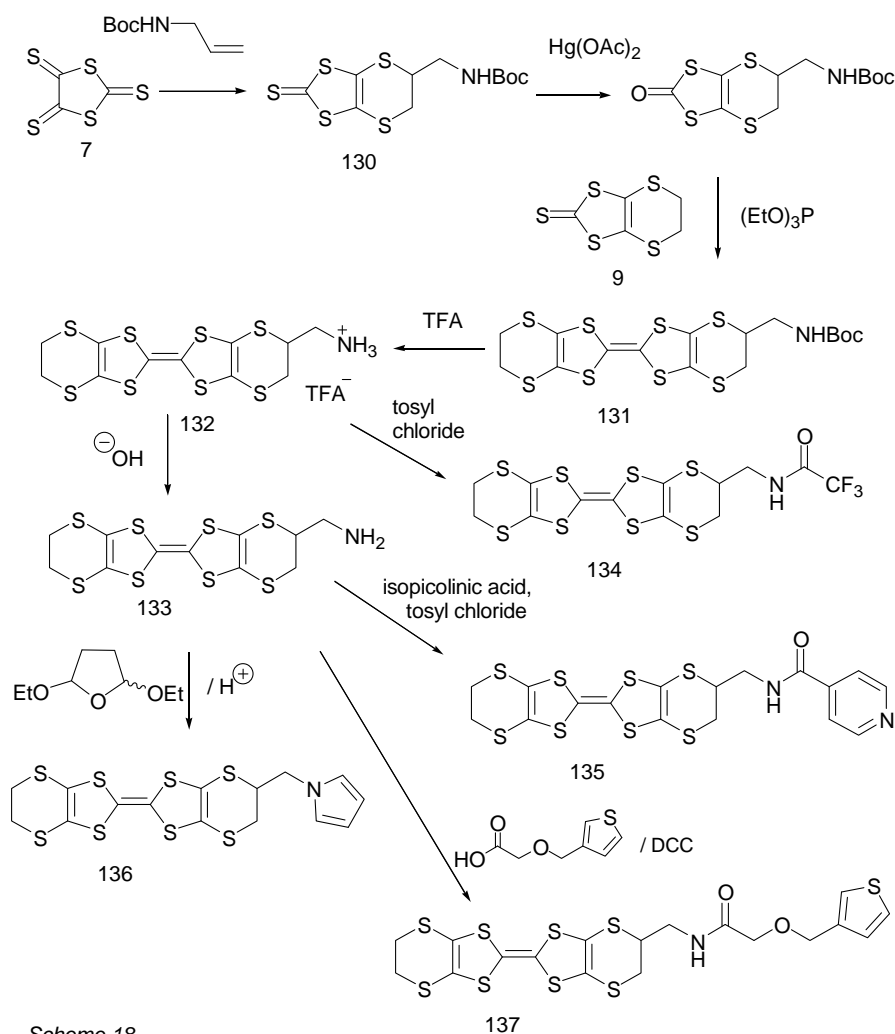


Figure 5. Stacking of donor molecules in $(\text{DOET})_2\text{BF}_4$.⁶⁹

Amino functionalised ET derivatives

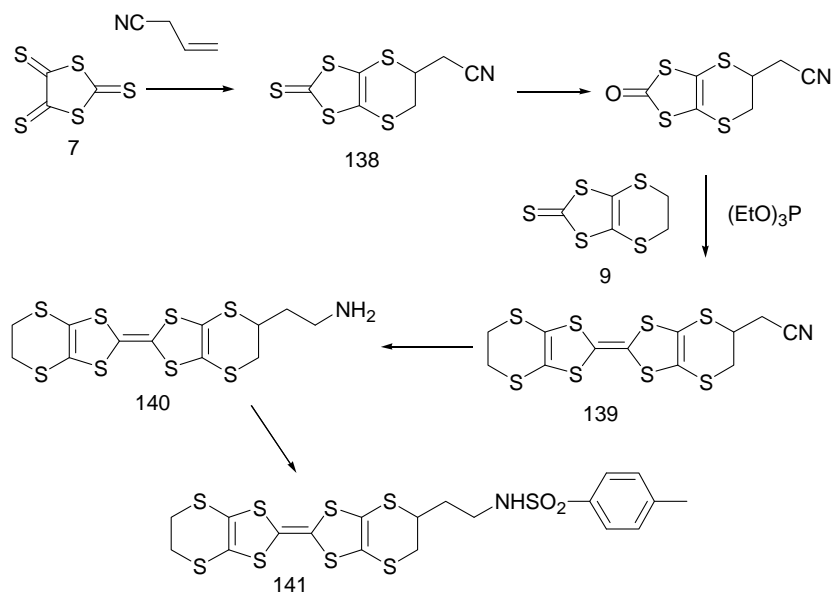
Amino groups are ideal functionalities for attachment of further structural components. Wallis prepared aminomethyl-ET, AMET, **133** by the initial ring closure of *N*-Boc-allylamine with the trithione **7** in refluxing toluene to give thione **130**. Subsequent sulfur/oxygen exchange and triethyl phosphite mediated cross coupling with the unsubstituted thione **9** produced *N*-Boc-aminomethyl-ET **131**. Deprotection using TFA furnished the AMET trifluoroacetate salt **132**, which could be deprotonated to obtain the free amine, AMET **133** (Scheme 18).⁷⁴ The amino group underwent DCC mediated coupling to give amide containing systems e.g. **137**, but did not react with acyl chlorides or sulfonyl chlorides. Furthermore, carboxylic amides can be prepared by mixed anhydride methods using tosyl chloride, e.g. the trifluoroacetyl derivative **134** from **132**

the TFA salt of AMET, and the isopicolinyl derivative **135** from AMET and isonicotinic acid. Reaction with 2,5-diethoxy-THF led to installation of a pyrrole group in **136**.⁷⁴



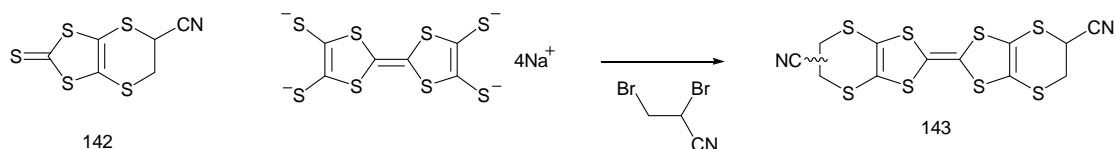
Scheme 18

Aminoethyl-ET, AEET, **140** was prepared by ring closure of allyl cyanide with trithione **7**, to give thione **138** followed by sulfur/oxygen exchange and heterocoupling with unsubstituted thione **9** to yield the cyanomethyl-ET **139**. Reduction with LiAlH₄ gave the amine AEET **140** (Scheme 19).⁷⁴ In contrast to AMET, AEET reacts with tosyl chloride to furnish a sulfonamide **141**.



Scheme 19

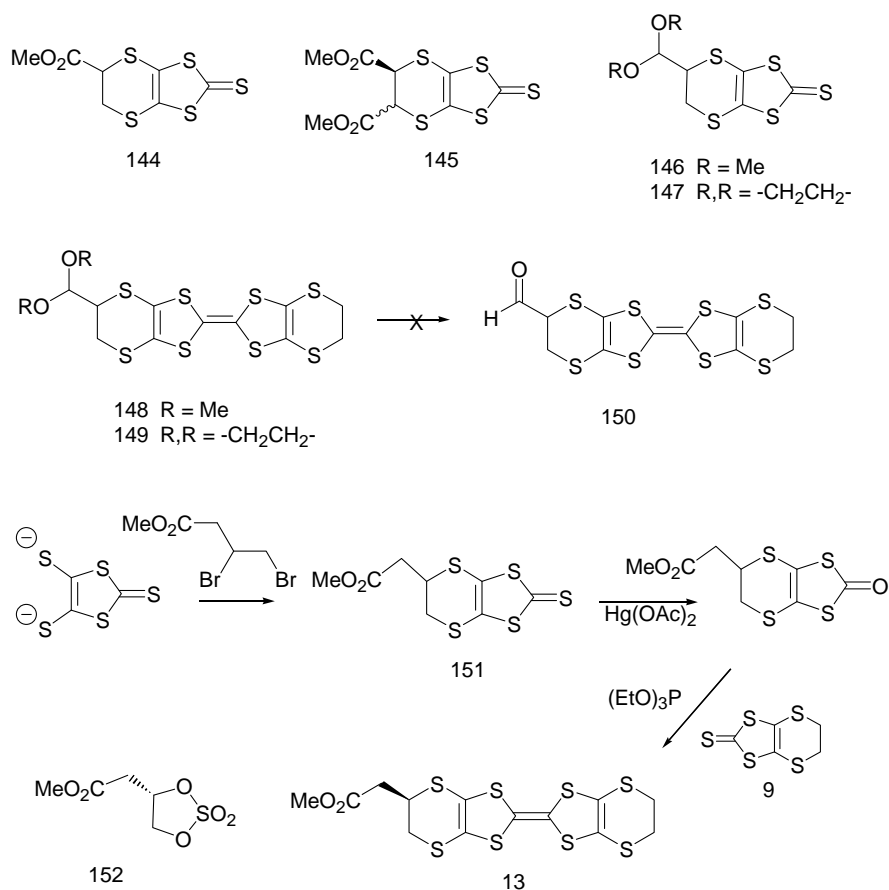
Kumar et al. prepared dicyano-ET **143** as a mixture of isomers, by reaction of TTF-tetrathiolate with 2,3-dibromopropionitrile since homocoupling of the thione **142** using trimethyl or triethyl phosphite or dicobalt octacarbonyl was unsuccessful.⁵⁸



Carbonyl containing ET derivatives

There are only a few references to ET derivatives with ester carbonyl functionalities directly attached to the molecular skeleton.^{27,75} The corresponding thione building blocks such as **144**^{18,75} and **145**^{18,76} are known, the former is reported to have been homocoupled⁷⁵ but the latter undergo Arbusov reactions with triethyl phosphite.⁷⁶ The acetal protected derivatives **148** and **149** of the ET-aldehyde **150** have been prepared from thiones **146** and **147** which are available from the dithiolate **5** and the corresponding *vic*-dibromides, but attempts to deprotect them have failed so far.¹⁴ The expected aldehyde **150** may be vulnerable to hydrolytic cleavage of the C-S bond at the stereogenic centre and others have reported difficulties in hydrolysing ketals on organosulfur systems.⁷⁷ Hence, most compounds known contain a methylene group between the ET and carbonyl functionality. Thus, Wallis prepared methyl ET-ethanoate **13** via reaction of the dithiolate **5** with the corresponding *vic*-dibromide to yield the thione **151** which is converted by standard methods to the donor. Thus, the racemic material is available from vinyl acetic acid in five steps, with just one chromatographic purification at the cross coupling step.¹⁶ The enantiopure form, *R*-**13** was prepared analogously using the cyclic sulfate ester **152** in place of the *vic*-dibromide.¹⁷ In contrast, it has been found preferable

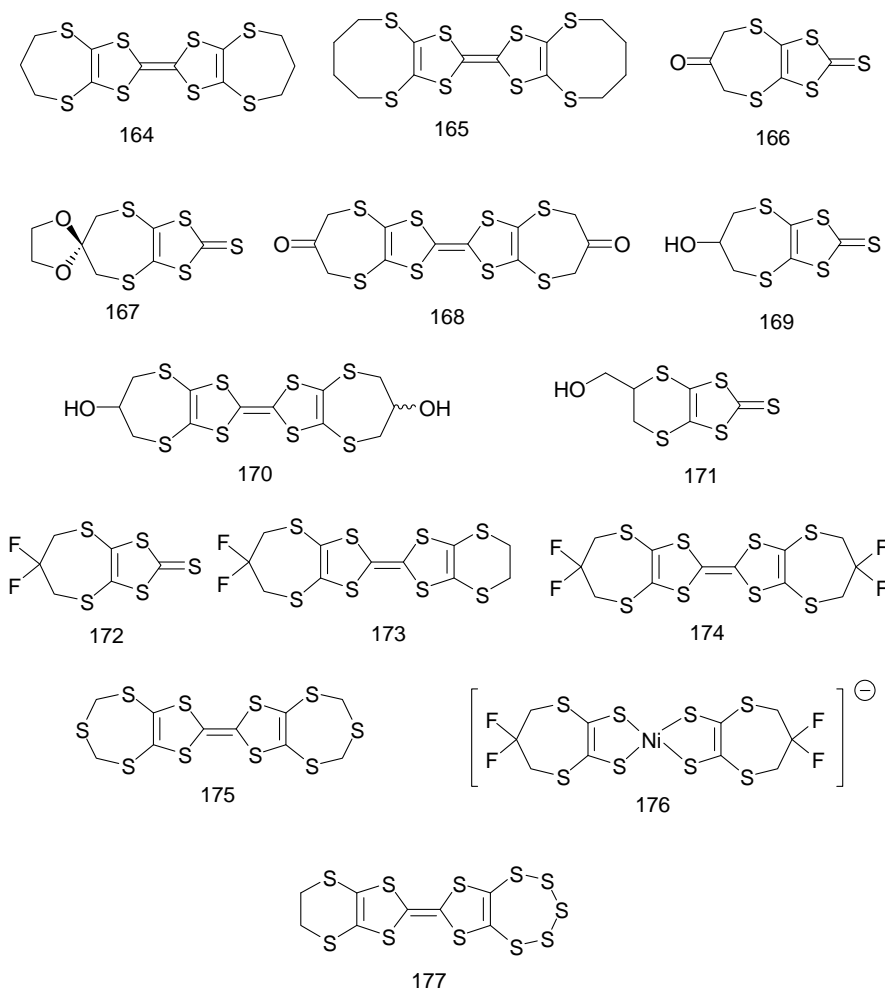
to install amide functionality early in the synthesis. Thus, the carboxylic acid bearing thione **153**, prepared from trithione **7** and acrylic acid, is converted to a range of amides **154-158** by mixed anhydride technology and the products transformed to mono-substituted ET derivatives **159-163**.¹⁶ Indeed, these compounds are of particular interest since they have potential for hydrogen bonding playing an important role in the ordering of their radical cation salts, as has been observed in other systems.⁷⁸ The c.v. data for the esters and amides are typical for ET derivatives and several radical cation salts of the amides have been prepared.



Scheme 20

ET analogues with expanded outer rings

The ET analogues with one or two extra methylene units in the outer rings, **164**⁷⁹ and **165**,^{80,81} are well documented, and their first oxidation potentials are very similar those of ET.⁸² The synthetic approaches to substituted analogues is via the corresponding thiones. For the seven-membered ring series Bryce and others^{77,83} prepared the keto-thione **166**, and transformed it to the bis(keto) donor **168**, protecting the carbonyl group with a cyclic ketal as **167** before the coupling step with triethyl phosphite. The structure of donor **168** has been measured,⁸⁴ and a 1:1 salt with IBr_2^- has been characterized.^{84,85} Imines, oximes and hydrazides of donor **168** have been reported.⁸³ Reduction of keto-thione **166** to the hydroxyl-thione **169**, O-protection with t-butyl-diphenylsilyl, homocoupling and finally deprotection led to the dihydroxy donor **170** as a mixture of *cis* and *trans* isomers,^{77,83} which has been used as a building block for the constructions of a copper(I) centred [2]catenane⁸⁶ and [2]pseudorotaxanes and [2]catenanes which contain charge transfer interactions between the organosulfur system and a tetracationic bis(paraquat-p-phenylene) ring.⁸⁷ It was demonstrated that on electrochemical oxidation a [2]pseudorotaxane separates into its two components with the loss of the charge transfer interaction. The hydroxyl-thione **169** is also obtained by reaction of the dithiolate **5** with 1,3-dichloropropan-2-ol,⁷⁷ and also with 2,3-dibromopropan-1-ol.⁵⁸ In the latter case, initial substitution of the primary bromide is probably followed by base catalysed epoxide formation and subsequent ring opening by the second thiolate. In contrast the zinc complex of the dithiolate, **4**, formed the six-membered ring **171**.



Fourmigué replaced the oxygen of keto-thione **166** with two fluorines using DAST giving thione **172** and converted it to difluoro and tetrafluoro donors **173** and **174**, resulting in small increases in first oxidation potentials, e.g. by 0.13 V for **174** over its unfluorinated analogue **164**.⁸⁸ 1:1 Salts of tetrafluoro donor **174** with ICl_2^- , IBr_2^- and I_2Br^- have most remarkable structures with the linear anion lying above the donor which acts as a “molecular pincer” holding the anion by hydrogen bonding with one methylene group at each end of the donor (Fig. 6).^{89,90} (A similar mode of association has been observed for the IBr_2^- salt of the bis(1,4,6-trithiepinyl)TTF **175**.^{81,85}) The adjacent fluorines and the donor’s positive charge promote the hydrogen bonding potential of the methylene groups. Furthermore, the packing arrangement is influenced by fluorine segregation giving a fluorous interface between layers including also some short H---F contacts. In the 2:1 salt of **174** with $\text{Mo}_6\text{Cl}_{14}^{2-}$ two donors act as pincers forming hydrogen bonds to chlorines of the complex anion.^{89,90} Fourmigué has also described an interesting 1:2 mixed valence salt of **174** with the isosteric dithiolene anion **176**,⁹¹ and a 1:1 charge transfer salt of the difluoro donor **173** with TCNQF_4 has been described in which pairs of donors and pairs of acceptors form a pseudo κ -phase.⁹² Donor **177** which has five sulfur atoms in an outer seven membered ring has been reported along with its perchlorate salt.⁹³

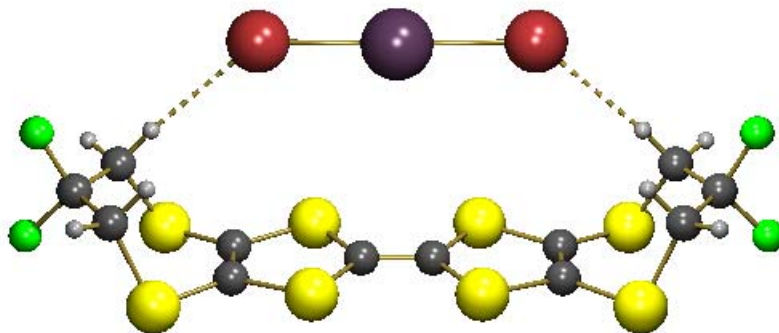
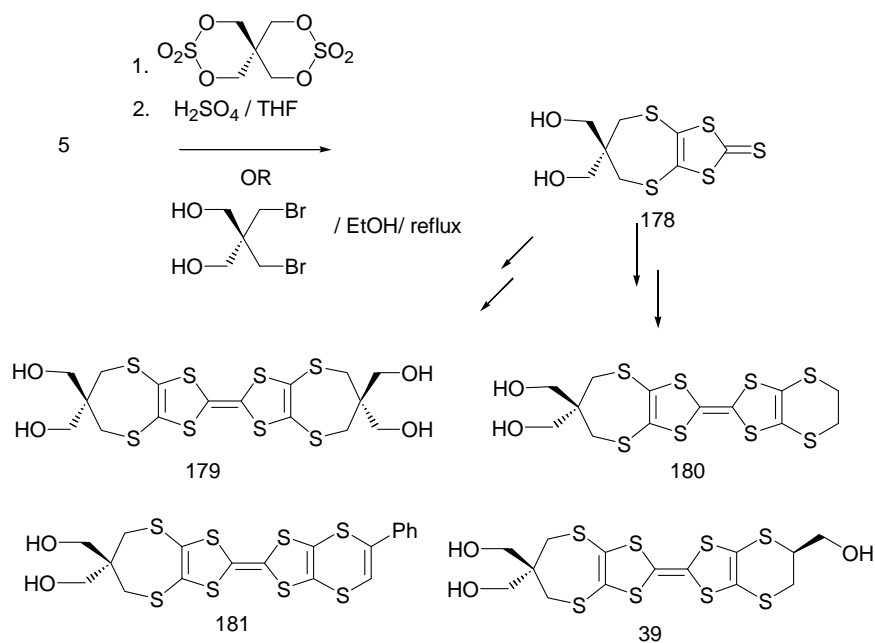


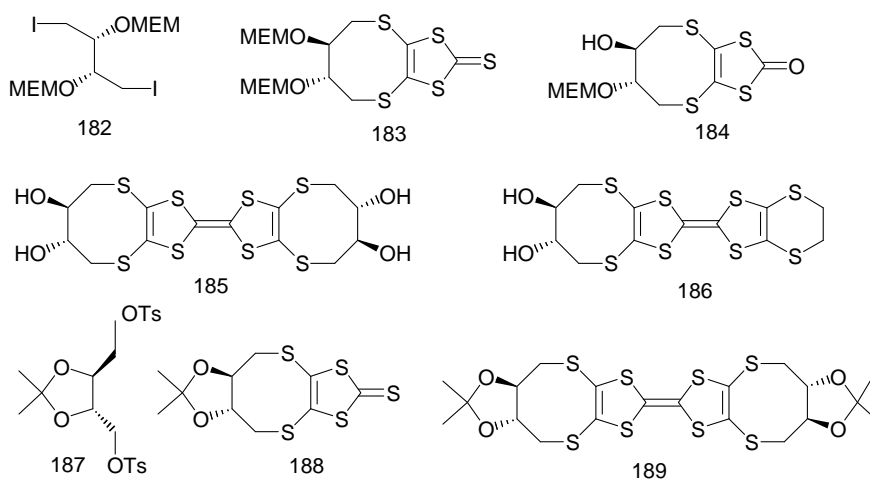
Figure 6. Donor **174** acts as a pincer holding a IBr_2^- anion by hydrogen bonding.^{89,90}

The Wallis group prepared achiral bis(hydroxymethyl)thione **178** in lowish yields (*ca.* 25%) by reaction of the dithiolate **5** with either 2,2-bis(bromomethyl)propane-1,3-diol or with the bis cyclic sulfate ester of pentaerythritol followed by hydrolysis. The hydroxyl groups were protected with MEM groups and the symmetrical donor **179** was constructed by standard procedures.²³ Unsymmetrical bis- and tris(hydroxymethyl) donors **180-181** and **39**, the latter in both racemic and enantiopure forms, have been prepared by cross coupling reactions,^{23,94} and a 2:1 triiodide salt of the bis(hydroxymethyl) donor **180** has been structurally characterized.⁹⁵ Pairs of donors are packed into a pseudo κ -phase layer, with hydroxymethyl substituents directed to both faces of the layer where they hydrogen bond with the hydroxyl groups of the next layer. Pairs of triiodides sit in pockets between layers. The seven-membered ring adopts a pseudo chair structure with the three sp^3 C atoms displaced to the same side of the molecular plane, as observed for thione **169**^{58,77} and the tetrafluoro donor **174**.⁸⁸ Nevertheless, some flexibility is available since in neutral **180** the ring adopts a pseudo half chair conformation with the methylene groups displaced to opposite sides of the molecular plane.⁹⁵



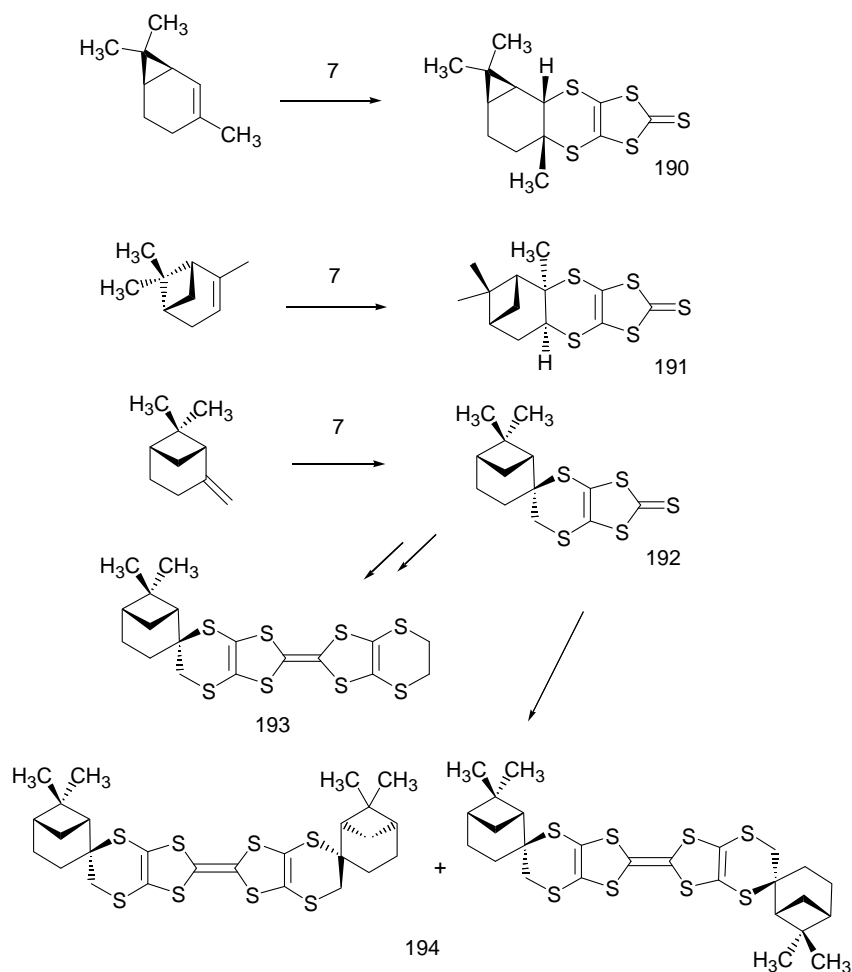
Scheme 21

Enantiopure donors **185** and **186**, with one or two outer eight membered rings containing two hydroxyl groups, have been prepared from the thione **183**,⁹⁶ available from dithiolate **5** and the O-MEM protected diiodide **182**. Although one MEM group is mainly lost in the sulfur/oxygen exchange reaction with mercuric acetate in chloroform and acetic acid, the resultant oxo compound **184** could be self coupled or cross coupled and then deprotected to produce the donors. It is notable that the ketal protected bis tosylate **187** forms thione **188** on reaction with dithiolate **5**, and can be converted in two steps to the donor **189**, but the two ketal groups could not be successfully removed to give tetrol **185**. X-ray structures of thione **188**⁹⁶ and the corresponding oxo compound⁹⁷ show that all four carbon atoms of the butylene bridge lies to one side of the planar sulfur system, with a twist enforced by the fusion of the dioxolane ring.



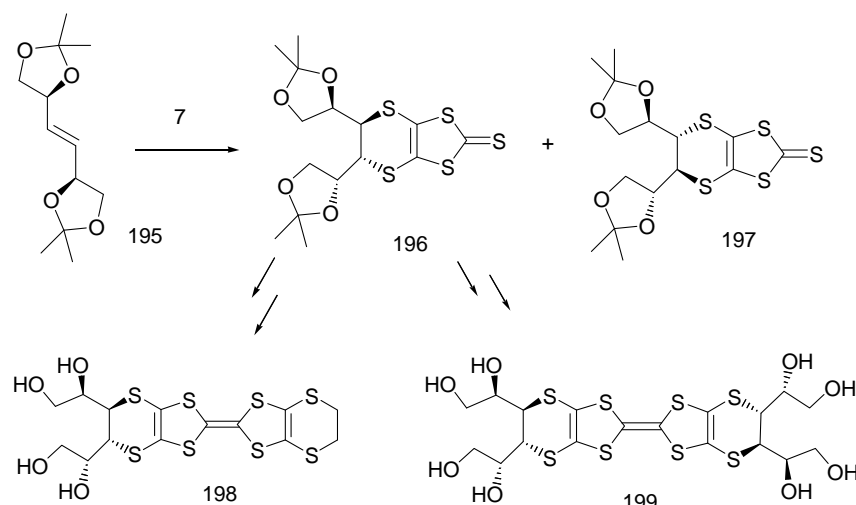
Enantiopure ET systems.

The question of whether the sense of chirality has an effect on the electrical properties of a material, has been posed by Dunitz and others, but has not to date been deeply investigated due to lack of suitable enantiopure materials. Rikken has, however, recently demonstrated magnetochiral anisotropy in carbon nanotubes with a chiral surface when the magnetic field is coaxial with the nanotube.⁹ Radical cation salts of enantiopure donors are expected to suffer less from structural disorder than those of racemates where, in some cases at least, the crystal structure may tolerate the enantiomers exchanging places. Dunitz and Hilti²⁹ reported the first radical cation salts of an enantiopure donor using *S,S,S,S*-TMET **52**, though the crystal packings were pseudo-centrosymmetric. Salts of enantiopure dimethyl-ET, **16** are known.³³⁻³⁵ The reaction of dithiolate **5** with enantiopure cyclic sulfate esters have been used to prepare donors **13** and **107** referred to above. However, diastereoselective hetero Diels Alder reactions of the trithione **7** provide an opportunity for preparing further enantiopure donors. Thus, Wallis found that **7** reacts with total diastereoselectivity and in high yield with (-)-carene, (-)- α -pinene, and (-)- β -pinene by attack on the less hindered face of the terpenoid alkene to give thiones **190-192**.¹⁷ Thione **192** was converted to its oxo compound and cross coupled with the unsubstituted thione **9** to give the enantiopure donor **193**, and homocoupled to give donor **194** as a mixture of two diastereoisomers (Scheme 22). Thione **191** is particularly strained, showing a C-S bond of 1.880(3) Å to the quaternary centre. The corresponding oxo compound does not undergo self coupling in triethyl phosphite, possibly due to a retro Diels Alder reaction taking place, as has been observed elsewhere.⁴⁴



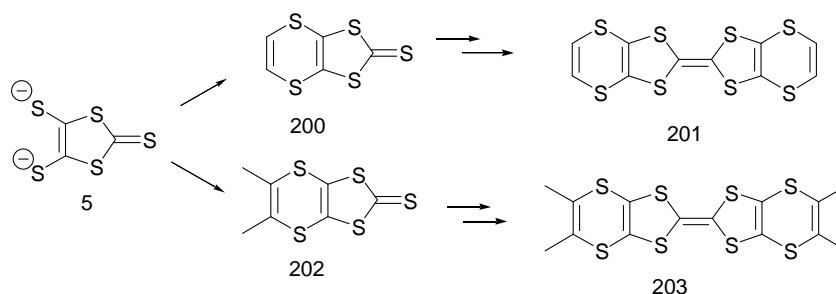
Scheme 22

Given the exceptional diastereoselectivity found in the latter reactions of trithione **7** the reaction was extended to the enantiopure alkene **195** derived from *D*-mannitol which gave two separable diastereomeric thiones **196** (31%) and **197** (6%) (Scheme 23). The major product **196** underwent S/O exchange, cross coupling with unsubstituted thione **9** in triethyl phosphite and final hydrolysis of the ketals to give the tetrol **198** which has four stereocentres, while homocoupling and hydrolysis gives the octol **199**.²⁴ There is thus considerable scope for using this methodology to prepare a range of chiral conducting materials.



Scheme 23

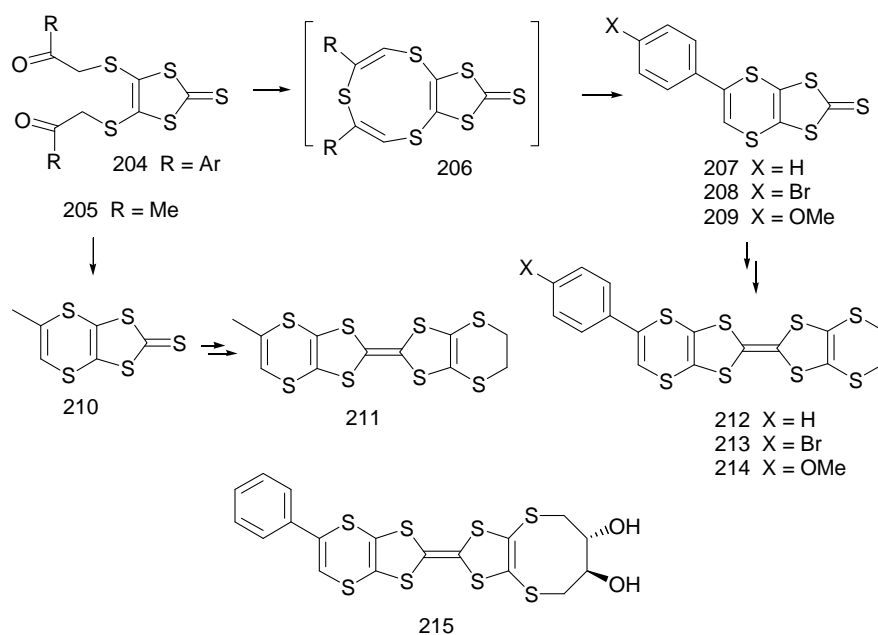
Unsaturated analogues of ET: VT.



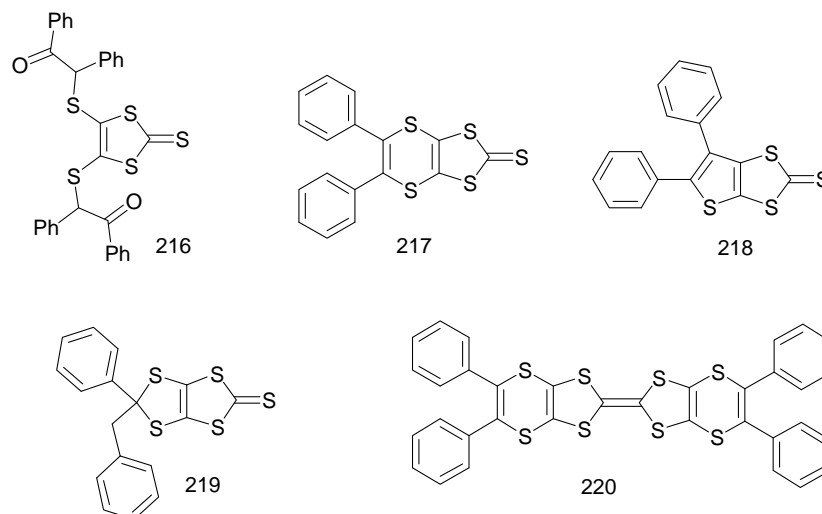
Scheme 24

Introduction of double bonds on the ethylene bridges gives bis(vinyldithio)TTF, **201**, known as VT, and brings some simplifications and small changes compared to ET. The substituted donors are not chiral and so the number of stereoisomers available for a particular combination of substituents is reduced. There is one reversible oxidation potential, which is *ca* 0.14 V higher than for ET. The conformations of the outer rings are characterized by a bend about the S---S vector of *ca* 48°, in contrast the outer rings of ET systems which can vary between envelope, half chair, or even boat, depending on the substituents. Hence there has been significant progress in the synthesis of VT and its methyl derivatives (Scheme 24). Reaction of dithiolate **5** or its zinc complex with 1,2-dibromoethene,⁹⁸ or 1,2-dihalo-1-ethoxyethane followed by acid or base,^{46,99-101} gave the unsaturated thione **200**, which was converted to VT **201** by standard methodology. Similar reactions with 3-halobutylene,^{46,99,101} or with 3-chlorobutan-2-one followed by treatment with acid,¹⁰⁰ gave the dimethylated thione **202**, which was converted to the tetramethyl-VT **203**. The thione **200** has also been prepared by cycloaddition of trithione **7** with vinyl phenyl sulfoxide.¹⁰² Alternatively, reaction of the disodium salt of dithiolate **5** with gave thione **202**.⁹⁹ Ozturk discovered that treatment of bis(arylthio)1,3-

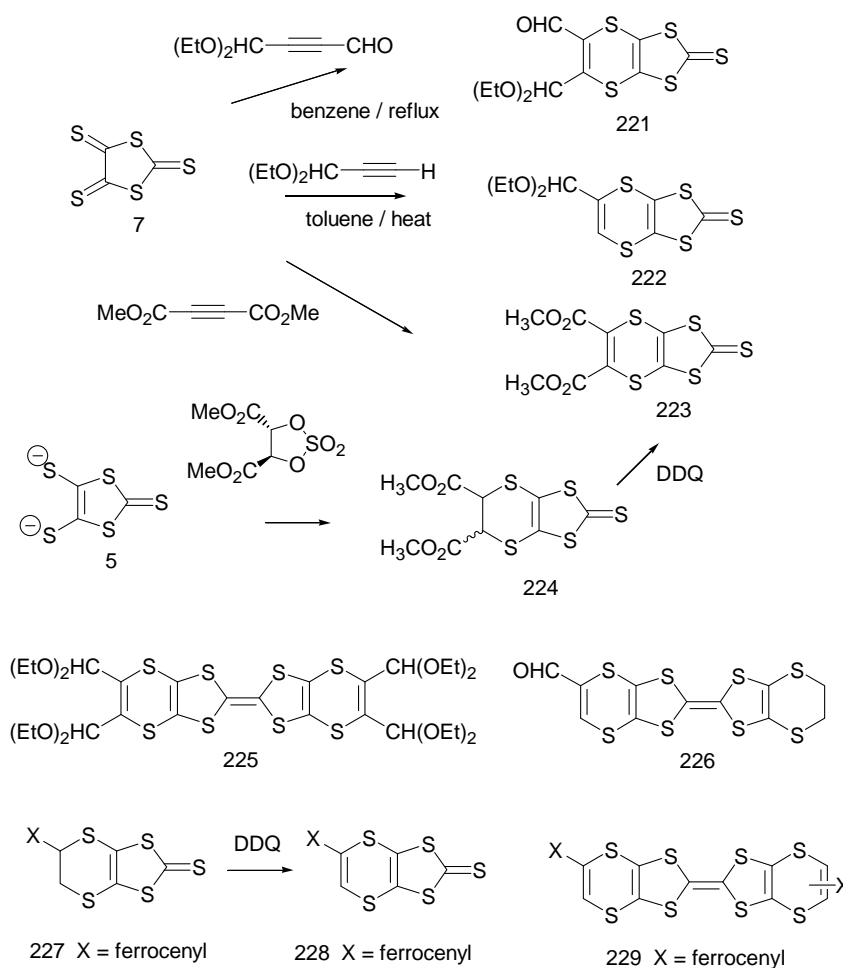
dithiolethiones **204** with Lawesson's reagent or phosphorus pentasulfide gave the substituted thiones **207-209**,¹⁰⁴ possibly forming via a nine membered cyclotrithiatriene intermediate **206** (Scheme 25). Thiones were transformed by cross coupling to the monosubstituted donors **212-214**,¹⁰⁴ and to the enantiopure dihydroxy donor **215**.¹⁰⁵ Furthermore, the bis(acetylmethylthio) thione **205** is converted by the same procedure to thione **210** which could be converted to donor **211**.¹⁰⁴ Ozturk has extended this work to prepare the fully unsaturated donor tetraphenyl-VT **220**.¹⁰⁶ Treatment of the bis(desyl)thione **216** with phosphorus pentasulfide in toluene in the dark gave a 65% yield of the diphenyl thione **217**, which could be converted by normal procedures to tetra-phenyl-VT **220**. The conditions are critical, since use of Lawesson's reagent instead of phosphorus pentasulfide led only to the fused thiophene **218**, and using phosphorus pentasulfide in light gave **218** and the dithiole **219**.



Scheme 25



Cycloadditions of trithione **7** with electron deficient alkynes has also been used to yield unsaturated thiones **221-223** (Scheme 26), though the yield of **222** is low.¹⁰⁷⁻¹⁰⁹ Conversion of **221** to its bis(acetal), formation of the oxo compound and homocoupling in tri-isopropyl phosphite gave the tetraacetal substituted donor **225**.¹⁰⁷ Use of this more sterically hindered coupling agent improved the yield of the last step. Mono-acetal **222** has been converted to its oxo compound and cross coupled with unsubstituted thione **9**, and finally hydrolysed to give the aldehyde substituted donor **226**.¹⁰⁸ The diester thione **223** could be homo coupled using triphenyl phosphine, but the donor product had lost one sulfur atom from one outer ring. The corresponding oxo compound on treatment with triethyl phosphite gave only the Arbusov product, tetra(methylthio)TTF.¹⁰⁹ An alternative approach is to cyclise the trithione **7** with an alkene and dehydrogenate the product, e.g. with DDQ, for example in the preparation of the unsaturated ferrocenyl thione **228** from thione **227** which was converted in two steps into the homocoupled product **229** as a mixture of two diastereoisomers.¹¹⁰ Dithiolate **5** reacts with the cyclic sulfate ester of dimethyl tartrate to give a mixture of *cis* and *trans* isomers of the diester **145**, which can also be dehydrogenated with DDQ to yield **223**.⁷⁶



Scheme 26

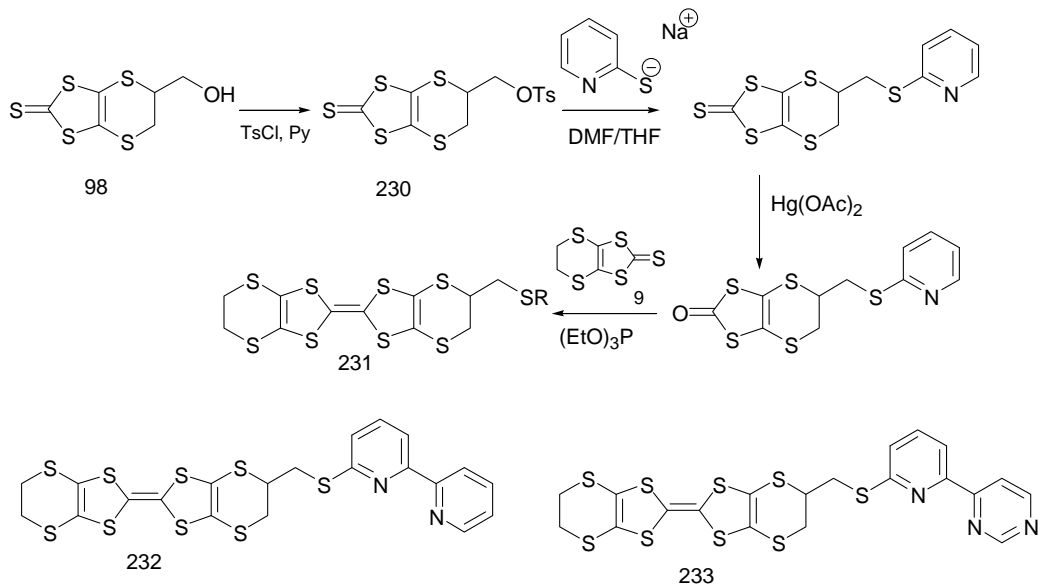
Radical cation salts of VT and tetramethyl-VT with a range of linear, tetrahedral and octahedral anions and with bromide have been reported, as well as several charge transfer compounds with TCNQ and related compounds.^{98,111}

Future Developments.

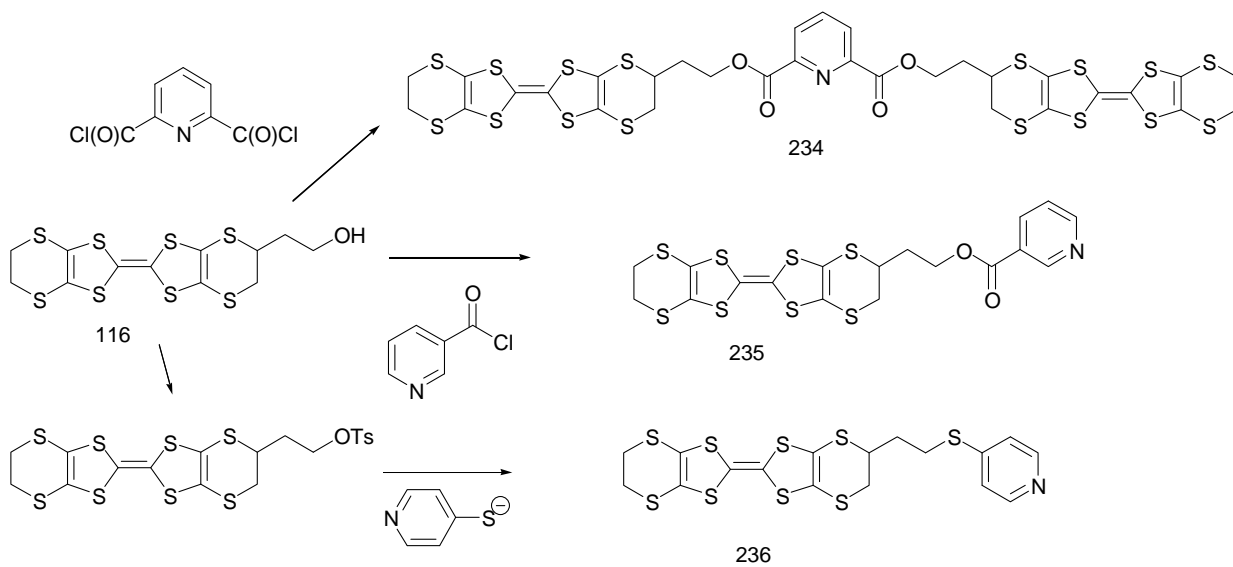
The preparation of hybrid materials combining two different properties which can interact is an important current theme in materials research, for example combining conducting and magnetic properties in $(\text{BETS})_2\text{FeBr}_4$.⁸ In the TTF field Fourmigué and Avarvari have prepared a radical cation salt of a molybdenum complex of TTF functionalised with phosphines,¹¹² and complexes of further ligand-bearing TTFs have been reported.¹¹³ This contrasts with Day's use of anionic metal complexes as counterions in electrocrystallisations.¹¹⁴ Xu's pyridine substituted derivatives **79-80** were the first such materials in the ET field⁴⁷ but a new series of materials bearing metal binding groups on sidearms has been reported built from hydroxyl or amino functionalized ETs.⁶³ Mono- and bidentate N-containing heterocycles have been introduced as their thiolates by substitution on the tosylate **230** to give the substituted thione which was converted to

donors **231-233** by standard procedures (Scheme 27). Alternatively, the heterocyclic ligand can be introduced on a hydroxylated donor e.g. HEET **116**, by ester formation to give **234** (as a *meso* and *dl* pair) or **235**, or by substitution on its tosylate, e.g. preparation of donor **236** (Scheme 28). Similarly, pyridine groups have been attached by amide links to ET systems as in compounds **135** and **162**. Following this general idea, there is now considerable to introduce other properties into the ET system via the hydroxyl, amino or ester functionalized donors now available.

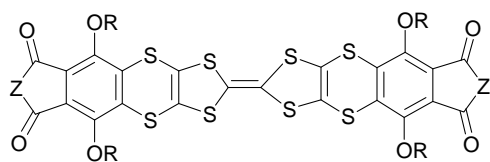
The availability of functionalized ETs opens up the possibilities for incorporation into dendrimeric or polymeric systems. Chinese workers have reported initial studies on preparing conducting copolymers prepared from adipoyl chloride and ET derivatives substituted at each end with a hydroxymethyl group, and also from ET diesters and hexane-1,6-diol.¹¹⁵ The wide range of precursor oxo compounds now available also opens up access to new metal dithiolene complexes since the dithiolates are accessible through base cleavage of the carbonyl group. Functionalised ETs are likely to find applications in areas of nanotechnology, for example, the preparation of conducting thin films by Langmuir–Blodgett methods, an area where Troitsky has been carrying out pioneering work using hexadecyl-ET **45**.¹¹⁶ Particular achievements have included use of hexadecyl-TCNQ along with donor **45**, use of combinations of charge transfer complex formation and chemical oxidation, and new deposition techniques, and synthetic approaches to new donors are now open. New techniques for deposition of donor monolayers have also been reported.¹¹⁷ British and Russian workers have also used octadecyl-ET **46** with 10-20% stearic acid to form Langmuir-Blodgett layers of significant conductivities in both deposited and iodine doped states ($\sigma = 0.1$ and 1 S cm^{-1} respectively) which retain their conductivities for up to four weeks in air.²⁶ Furthermore, donors with liquid crystalline properties have begun to appear, notably **237** and **238** from Bushby, which show calamitic and discotic phases respectively.¹¹⁸ New approaches to electrocrystallisation will also aid the preparation of radical cation salts.¹¹⁹ Indeed, it can be expected that the charge transfer interactions of the donors and the conductivities of their radical cation salts will find increasing applications now that the important functionalized building blocks are available, and they will play an important role in the development of new multi-functional materials.



Scheme 27



Scheme 28



237 Z = O; R = (CH₂)₂CH[(CH₂)₈CH₃]₂

238 Z = NMe; R = (CH₂)₂CH[(CH₂)₈CH₃]₂

Acknowledgements.

We thank the Nottingham Trent University for support, Prof. P. Batail and the Laboratoire de Chimie Inorganique, Matériaux et Interfaces, CNRS, Université d'Angers, France, for a visiting professorship, and Prof. E.C. Constable and Prof. C. Housecroft for a sabbatical period in the Chemistry Department, University of Basel, Switzerland.

References.

1. J.-I. Yamada, "TTF Chemistry: Fundamentals and Applications of Tetrathiafulvalene", Springer-Verlag, Berlin and Heidelberg, **2004**; J.L. Segura, N. Martin, *Angew. Chem. Int. Ed.*, **2001**, 40, 1372; M. R. Bryce, *J. Mater. Chem.*, **2000**, 10, 589; J.M. Williams, *Acc. Chem. Res.*, **1985**, 18, 261; F. Wudl, *Acc. Chem. Res.*, **1984**, 17, 227; M. B. Nielsen, C. Lomholt, J. Becher, *Chem. Soc. Rev.*, **2000**, 29, 153; J.M. Fabre, *Chem. Rev.*, **2004**, in press; M. Iyoda, M. Hasegawa, Y. Miyake, *Chem. Rev.*, **2004**, in press.
2. P. Day, *Comp. Rend. Chem.*, **2003**, 6, 301; J. Singleton, C. Mielke, *Contemp. Phys.* **2002**, 43, 63 & *Physics World*, **2002**, 35.
3. H. Taniguchi, M. Miyashita, K. Uchiyama, K. Satoh, N. Mori, H. Okamoto, K. Miyagawa, K. Kanoda, M. Hedo, Y. Uwatoko, *J. Phys. Soc. Jpn.*, **2003**, 72, 468; T. Ishiguo, K. Yamaji, G. Saito, "Organic Superconductors", Springer Verlag, Berlin, **1998**; M.H. Whangbo, C.C. Torardi, *Acc. Chem. Res.*, **1991**, 24, 127; J.M. Williams, A.J. Schultz, U. Geiser, K.D. Carlson, A.M. Kini, H.M. Wang, W.K. Kwok, M.H. Whangbo, J.E. Shirber, *Science*, **1991**, 252, 1501.
4. M. Kurmoo, A.W. Graham, P. Day, S.J. Coles, M.B. Hursthouse, J.L. Caulfield, J. Singleton, F.L. Pratt, W. Hayes, L. Ducasse, P. Guionneau, *J. Amer. Chem. Soc.*, **1995**, 117, 12209.
5. E. Coronado, J.R. Galen-Mascaros, C.J. Gomez-Garcia, V. Laukhin, *Nature*, **2000**, 408, 447.
6. T. Imakubo, T. Shirahata, M. Kibune, *Chem. Commun.*, **2004**, in press; J. Hellberg, M. Moge, D. Bauer, J.-U. von Schutz, *J. Chem. Soc. Chem. Commun.*, **1994**, 817; J.S. Zambounis, C.W. Mayer, *Tetrahedron Lett.*, **1991**, 32, 2741; T. Mori, H. Inokuchi, A.M. Kini, J. M. Williams, *Chem. Lett.*, **1990**, 1279; T. Suzuki, H. Yamuchi, G. Srdanove, K. Hinkelmann, F. Wudl, *J. Am. Chem. Soc.*, **1989**, 111, 3108; R. Kato, H. Kobayashi, A. Kobayashi, *Syn. Met.*, **1987**, 19, 629.
7. P. Hudhomme, S. Le Moustarder, C. Durand, N. Gallego-Planas, N. Mercier, P. Blanchard, E. Levillain, M. Allain, A. Gorgues, A. Riou, *Chem. Eur. J.*, **2001**, 7, 5070.

8. H. Kobayashi, B. Zhang, H. Tanaka, T. Otsuka, E. Fujiwara, A. Kobayashi, *Syn. Met.*, **2003**, *137*, 1157; B. Zhang, H. Tanaka, H. Fujiwara, H. Kobayashi, E. Fujimwara, A. Kobayashi, *J. Amer. Chem. Soc.*, **2002**, *124*, 9982; S. Uji, H. Shinagawa, T. Tereshima, T. Yakabe, Y. Teral, M. Tokumoto, A. Kobayashi, H. Tanaka, H. Kobayashi, *Nature*, **2001**, *410*, 908.
9. V. Krstic, G.L.J.A. Rikken, *Chem. Phys. Lett.*, **2002**, *364*, 51; G.L.J.A. Rikken, J. Folling, P. Wyder, *Phys. Rev. Lett.*, **2001**, *87*, art. no. 236602.
10. T. Otsubo, K. Takimiya, *Bull. Chem. Soc. Jpn.*, **2004**, *77*, 43; K. Takimiya, T. Jigami, M. Kawashima, M. Kodani, Y. Aso, T. Otsubo, *J. Org. Chem.*, **2002**, *67*, 4218; M. Kodani, K. Takimiya, Y. Aso, T. Otsubo, T. Nakayashiki, Y. Misaki, *Synthesis*, **2001**, 1614; A. Chesney, M.R. Bryce, S. Yoshida, I.F. Perepichka, *Chem. Eur. J.*, **2000**, *6*, 1153.
11. J.S. Zambounis, C.W. Mayer, *Tetrahedron Lett.*, **1991**, *32*, 2737; C.W. Mayer, J.S. Zambounis, *Eur. Pat. Appl.*, **1991**, 90-810497.
12. T. Konoike, K. Namba, T. Shinada, K. Sakaguchi, G.C. Papavassiliou, K. Murata, Y. Ohfuné, *Synlett*, **2001**, 1476.
13. T.K. Hansen, I. Hawkins, K.S. Varma, S. Edge, S. Larsen, J. Becher, A.E. Underhill, *J. Chem. Soc. Perkin Trans 2*, **1991**, 1963; G. Le Costumer, Y. Mollier, *J. Chem. Soc. Chem. Commun.*, **1980**, 38.
14. N. Saygili, R. J. Brown, P. Day, R. Hoelzl, P. Kathirgamanathan, E.E.R. Mageean, T. Ozturk, M. Pilkington, M.M.B. Qayyum, S.S. Turner, L. Vorweg, J.D. Wallis, *Tetrahedron*, **2001**, *57*, 5015.
15. J.D. Dunitz, A. Karrer, J.D. Wallis, *Helv. Chim. Acta*, **1986**, *69*, 69.
16. R. J. Brown, G. Camerisa, J.-P. Griffiths, P. Day, J. D. Wallis, *Tetrahedron Lett.*, **2004**, *45*, 5103.
17. N. Hui, R.J. Brown, J.-P. Griffiths, P. Day, J. D. Wallis, manuscript in preparation.
18. O.Y. Neilands, Y.Y. Katsens, Y.N. Kreitsberga, *Zh. Org. Khim.*, **1989**, *25*, 658.
19. N. Svenstrup, J. Becher, *Synthesis*, **1995**, 215.
20. C. Wang, A.S. Batsanov, M.R. Bryce, J.A.K. Howard, *Synthesis*, **1998**, 1615.
21. N. Svenstrup, K.M. Rasmussen, T.K. Hansen, J. Becher, *Synthesis*, **1994**, 809.

22. S. Kimura, H. Suzuki, T. Maejima, M. Suto, K. Yamashita, S. Ichikawa, H. Mori, H. Motiyama, T. Mochida, Y. Nishio, K. Kajita, *J. Phys. IV France*, **2004**, *114*, 521.
23. T. Ozturk, N. Saygili, S. Oskara, M. Pilkington, C.R. Rice, D. A. Tranter, F. Turksoy, J.D. Wallis, *J. Chem. Soc. Perkin Trans. 1*, **2001**, 407.
24. R.J. Brown, N. Hui, P. Day, J.D. Wallis, manuscript in preparation.
25. B. Y. Khodorkovskii, G. Pukitis, A.Y. Puplovskii, A. Edzina, O.Y. Neilands, *Khim. Get. Soed.*, **1990**, 131.
26. L.M. Goldenberg, V.Y. Khodorkovsky, J.Y. Becker, P. J. Lukes, M.R. Bryce, M.C.Petty, J. Yarwood, *Chem. Mater.*, **1994**, *6*, 1426.
27. G.C. Papavassiliou, G.A. Mousdis, S.Y. Yiannopoulos, V.C. Kakoussis, J.S. Zambounis, *Syn. Met.*, **1988**, *27*, B373-B378.
28. E.V.K.S. Kumar, J.D. Singh, H.B. Singh, K. Das, J.V. Yakhmi, R.J. Butcher, *J. Chem. Soc. Perkin Trans. 1*, **1998**, 1769; J.D. Singh, H.B. Singh, *J. Chem. Soc. Perkin Trans. 1*, **1992**, 2913.
29. A. Karrer, J.D. Wallis, J.D. Dunitz, B. Hilti, C.W. Mayer, M. Bürkle, J. Pfeiffer, *Helv. Chim. Acta*, **1987**, *70*, 942; M. M. Freund, J.L. Olsen, J.D. Wallis, A. Karrer, J.D. Dunitz, B. Hilti, *Jpn. J. App. Phys., Part 1*, **1987**, *26*(Suppl. 26-3), 895.
30. J.D. Wallis, J.D. Dunitz, *Acta Crystallogr.* **1988**, *C44*, 1037.
31. S. Matsumiya, A. Izuoka, T. Sugawara, T. Taruishi, Y. Kawada, *Bull. Chem. Soc. Jpn.*, **1993**, *66*, 513.
32. B. Chen, F. Deilacher, M. Hoch, H.J. Keller, P. Wu, P. Armbruster, R. Geiger, S. Kahlich, D. Schweitzer, *Syn. Met.*, **1991**, *42*, 2101.
33. J.S. Zambounis, C.W. Mayer, K. Hauenstein, B. Hilti, W. Hofherr, J. Pfeiffer, M. Buerkle, G. Rihs, *Adv. Mater.*, **1992**, *4*, 33.
34. J.S. Zambounis, C.W. Mayer, K. Hauenstein, B. Hilti, W. Hofherr, J. Pfeiffer, M. Buerkle, G. Rihs, *Mat. Res. Soc. Symp. Proc.*, **1992**, *247*, 509.
35. S. Matsumiya, A. Izuoka, T. Sugawara, T. Taruishi, Y. Kawada, M. Tokumoto, Madoka, *Bull. Chem. Soc. Jpn.*, **1993**, *66*, 1949.
36. A.M. Kini, J.P. Parakka, U. Geiser, H.-H. Wang, F. Rivas, E. DiNino, S. Thomas, J.D. Dudek, J. M. Williams, *J. Mater. Chem.*, **1999**, *9*, 883.

37. R. Medne, J. Kacens, I. Kraupsa, O.Y. Neilands, *Khim. Geter. Soed.*, **1991**, *10*, 1317.
38. J. Kreicberga, J. K. Balodis, I. Kraupsa, O. Neilands, *Zh. Org. Khim.*, **1988**, *24*, 1243.
39. R.P. Shibaeva, L.P. Rozenberg, *Kristallografiya*, **1991**, *36*, 1158.
40. G.G. Abashev, E. V. Shklyaeva, V.S. Russkikh, S. Krol, *Mend. Comm.*, **1997**, 157.
41. G.G. Abashev, V.S. Russkikh, E.V. Shklyaeva, V.I. Vladykin, *Zh. Org. Khim.*, **1995**, *31*, 1705.
42. K.S. Varma, J. Evans, S. Edge, A.E. Underhill, G. Bojesen, J. Becher, *J. Chem. Soc. Chem. Commun.*, **1989**, 257.
43. Q. Fang, M.-H. Jiang, Z. Qu, J.-H. Cai, H. Lei, W.-T. Yu, Z. Zhuo, *J. Mater. Chem.*, **1994**, *4*, 1041; Q. Fang, W.-T. Yu, J.H. Xu, H. Lei, M.H. Jiang, *Acta Crystallogr.*, **1994**, *C50*, 1519; Q. Fang, J.-H. Xu, W.-T. Yu, S.-Y. Guo, D. Xu, M.-H. Jiang, *Huaxue Xuebao*, **1995**, *53*, 645.
44. D.-Y. Noh, H.-J. Lee, J. Hong, A.E. Underhill, *Tetrahedron Lett.*, **1996**, *37*, 7603.
45. H.-J. Lee, D.-Y. Noh, *Bull. Kor. Chem. Soc.*, **1998**, *19*, 340.
46. T. Nogami, K. Inoue, T. Nakamura, S. Iwasaka, H. Nakano, H. Mikawa, *Syn. Met.*, **1987**, *19*, 539.
47. W. Xu, D. Zhang, H. Li, D. Zhu, *J. Mater. Chem.*, **1999**, *9*, 1245.
48. L. M. Goldenberg, J.Y. Becker, O. P.-T. Levi, V.Y. Khodorkovsky, L.M. Shapiro, M.R. Bryce, J.P. Cresswell, M.C. Petty, *J. Mater. Chem.*, **1997**, *7*, 901; H.J. Nam, H.-J. Lee, D.-Y. Noh, *Polyhedron*, **2004**, *23*, 115.
49. H. Müller, A. Lurf, H.P. Fritz, K. Andres, *Syn. Met.*, **1991**, *42*, 2381; H. Müller, H.P. Fritz, R. Nemetschek, R. Hackl, W. Biberacher, C.P. Heidemann, *Zeit. Natur., B: Chem. Sci.*, **1992**, *47*, 718; H. Müller, S. Fiedler, M. Saad, C. Riekel, *Syn. Met.*, **1997**, *86*, 1885.
50. J.P. Parakka, A.M. Kini, J.M. Williams, *Tetrahedron Lett.*, **1996**, *37*, 8085; J.P. Parakka, A.M. Kini, J.M. Williams, *Syn. Met.*, **1997**, *86*, 1805.
51. R.L. Meline, R.L. Elsenbaumer, *J. Chem. Soc. Perkin Trans. 1*, **1997**, 3575.
52. W. Xu, D. Zhang, H. Li, L. Fan, D. Zhu, *Synth. Comm.*, **2000**, *30*, 835.

53. K.S. Varma, S. Edge, A.E. Underhill, *J. Chem. Soc., Perkin Trans. 1*, **1990**, 2563; G.C. Papavassiliou, S.Y. Yiannopoulos, J.S. Zambounis, *Chem. Scri.*, **1987**, 27, 265.
54. M. Fourmigué, P. Batail, *Chem. Rev.*, **2004**, in press; T. Devic, M. Evain, Y. Moëlo, E. Canadell, P. Auban-Senzier, M. Fourmigué, P. Batail, *J. Amer. Chem. Soc.*, **2003**, 125, 3295; B. Domercq, T. Devic, M. Fourmigué, P. Auban-Senzier, E. Canadell, *J. Mater. Chem.*, **2001**, 11, 1570; M. Iyoda, E. Ogura, T. Tanako, K. Hara, Y. Kuwatani, T. Kato, N. Yoneyama, J. Nishijo, A. Miazaki, T. Enoki, *Chem. Lett.*, **2000**, 680.
55. O.J. Dautel, J. Larsen, M. Fourmigué, *Chem. Commun.*, **2000**, 1117.
56. O.J. Dautel, M. Fourmigué, *J. Chem. Soc. Perkin Trans. 1*, **2001**, 3399.
57. M. Katsuhara, S. Kimura, T. Mori, *Syn. Met.*, **2003**, 135-136, 625.
58. E.V.K.S. Kumar, J.D. Singh, H.B. Singh, K. Das, B. Verghese, *Tetrahedron*, **1997**, 53, 11627.
59. T. Ozturk, C.R. Rice, J.D. Wallis, *J. Mater. Chem.*, **1995**, 5, 1553.
60. H. Li, D. Zhang, B. Zhang, Y. Yao, W. Xu, D. Zhu, Z. Wang, *J. Mater. Chem.*, **2000**, 10, 2063.
61. W. Qin, B. Zhang, Y.X. Yao, Y.F. Li, D. Zhu, *Chin. Chem. Lett.*, **1996**, 7, 573; H.X. Li, D.Q. Zhang, W. Xu, D. Zhu, *Chin. Chem. Lett.*, **2000**, 11, 883.
62. F. Leurquin, T. Ozturk, M. Pilkington, J.D. Wallis, *J. Chem. Soc. Perkin Trans. 1*, **1997**, 3173.
63. J.-P. Griffiths, R.J. Brown, B. Vital, P. Day, C.J. Matthews, J.D. Wallis, *Tetrahedron Lett.*, **2003**, 44, 3127.
64. W. Zhao, Y. Shen, Y. Li, J. Yang, *Syn. Met.*, **1997**, 89, 91; S.-G. Liu, Y.-Q. Liu, P.-J. Wu, Y.-F. Li, D. Zhu, *Phos. Sulf. Silic. Rel. Elem.*, **1997**, 127, 81.
65. H. Li, D. Zhang, W. Xu, L. Fan, D. Zhu, *Syn. Met.*, **1999**, 106, 111; K. Balodis, J. Kacens, J. Kraupsa, A. Edzina, O.Y. Neilands, *Lat. Kim. Zur.*, **1991**, 627.
66. A.I. Kotov, C. Faulmann, P. Cassoux, E.B. Yagubskii, *J. Org. Chem.*, **1994**, 59, 2626.
67. A.M. Kini, U. Geiser, H.-H. Wang, K.R. Lykke, J.N. Williams, C.F. Campana, *J. Mater. Chem.*, **1995**, 5, 1647.
68. J. Yamada, Y. Nishimoto, S. Tanaka, R. Nakanishi, K. Hagiya, H. Anzai, *Tetrahedron Lett.*, **1995**, 36, 9509; J. Yamada, S. Tanaka, J. Segawa, M. Hamasaki,

- K. Hagiya, H. Anzai, H. Nishikawa, I. Ikemoto, K. Kikuchi, *J. Org. Chem.*, **1998**, *63*, 3952; J. Yamada, H. Akutsu, H. Nishikawa, K. Kikuchi, *Chem. Rev.*, **2004**, in press.
69. J. Yamada, S. Tanaka, H. Anzai, T. Sato, H. Nishikawa, I. Ikemoto, K. Kikuchi, *J. Mater. Chem.*, **1997**, *7*, 1311.
70. A.I. Kotov, L.I. Buravov, V.V. Gritsenko, A.A. Bardin, S.V. Konvalikhin, O.A. Dyachecko, E.B. Yagubskii, K.V. Van, M. Mizuno, *Syn. Met.*, **2001**, *120*, 861.
71. A.I. Kotov, L.I. Buravov, S.V. Konvalikhin, O.A. Dyachecko, E.B. Yagubskii, I. Malfant, T. Courcet, P. Cassoux, J. Akimoto, K. Honda, M. Mizuno, *Syn. Met.*, **1999**, *102*, 1630.
72. J. Hellberg, K. Balodis, M. Moge, P. Korall, J.U. von Schuetz, *J. Mater. Chem.*, **1997**, *7*, 31.
73. Y. Yamashita, M. Tomura, K. Imaeda, *Mol. Cryst. Liq. Cryst. Sect. A*, **2002**, *380*, 203.
74. J-P. Griffiths, A. A. Arnal, G. Appleby, J.D. Wallis, *Tetrahedron Lett.*, **2004**, *45*, 2813.
75. W.-C. Wu, Y.-J. Shen, *Youji Huaxue*, **1999**, *19*, 587.
76. T. Ozturk, D.C. Povey, J.D. Wallis, *Tetrahedron*, **1994**, *50*, 11205.
77. M.R. Bryce, G.J. Marshallsay, *Tetrahedron Lett.*, **1991**, *32*, 6033; G.J. Marshallsay, M.R. Bryce, G. Cooke, T. Joergensen, J. Becher, C.D. Reynolds, S. Wood, *Tetrahedron*, **1993**, *49*, 6849.
78. S. A. Baudron, N. Avarvari, P. Batail, C. Coulon, R. Clerac, E. Canadell, P. Auban-Senzier, *J. Amer. Chem. Soc.*, **2003**, *125*, 11583; K. Heuze, M. Fourmigué, P. Batail, *J. Mater. Chem.*, **1999**, *9*, 2373; N. Mercier, M. Giffard, G. Pilet, M. Alain, P. Hudhomme, G. Mabon, E. Levillain, A. Gorgues, A. Riou, *J. Chem. Soc. Chem. Commun.*, **2001**, 2722; O. Neilands, V. Tilika, I. Sudmale, I. Grigorjeva, A. Edzina, E. Fonavs, I. Muzikante, *Adv. Mater. Opt. Elec.*, **1997**, *7*, 93; A. Dolbecq, A. Guirauden, M. Fourmigue, K. Boubekur, P. Batail, M.-M. Rohmer, M. Benard, C. Coulon, M. Sallé, P. Blanchard, *J. Chem. Soc. Dalton Trans.*, **1999**, 1241.
79. M. Mizuno, A.F. Garito, M.P. Cava, *J. Chem. Soc. Chem. Commun.*, **1978**, 18.
80. S. Kalyan, H.B. Singh, J.P. Jasinski, E.S. Paight, R. Butcher, *J. Chem. Soc. Perkin Trans 1*, **1991**, 3341.
81. R.P. Shibaeva, V.E. Korotkov, L.P. Rozenberg, N.D. Kushch, E.E. Laukhina, G.G. Abashev, E.B. Yagubskii, L.I. Buravov, A.V. Zvarykina, A. G. Khomenko, *Syn. Met.*, **1991**, *42*, 1963; R.P. Shibaeva, E. Yagubskii, *Chem. Rev.*, **2004**, in press.

82. V. Khodorkovski, A. Edzifna, O. Neilands, *J. Mol. Elect.*, **1989**, 5, 33.
83. V.S. Russkikh, G.G. Abashev, E.V. Shklyayeva, *Russ. J. Org. Chem.*, **1997**, 33, 408.
84. I.V. Rozhdestvenskaya, G.G. Abashev, I.I. Bannova, V.S. Russkikh, E.V. Shklyayeva, *Zhur. Struk. Khim.*, **1991**, 32, 164.
85. V.E. Korotkov, R.P. Shibaeva, *Kristallografiya*, **1991**, 36, 1139.
86. T. Jorgensen, J. Becher, J.-C. Chambron, J.-P. Sauvage, *Tetrahedron Lett.*, **1994**, 35, 4339.
87. M. Asakawa, P.R. Ashton, V. Balzani, S.E. Boyd, A. Credi, G. Mattersteig, S. Menzer, M. Montalti, F.M. Raymo, C. Ruffilli, J.F. Stoddart, M. Venturi, D.J. Williams, *Eur. J. Org. Chem.*, **1999**, 985.
88. O.J. Dautel, M. Fourmigué, *J. Org. Chem.*, **2000**, 65, 6479.
89. O.J. Dautel, M. Fourmigué, E. Canadell, *Chem. Eur. J.*, **2001**, 7, 2635.
90. M. Fourmigué, O.J. Dautel, T. Devic, B. Domercq, *Syn. Met.*, **2003**, 133-134, 317.
91. O.J. Dautel, M. Fourmigué, E. Faulques, *CrystEngComm*, **2002**, 4, 249; O.J. Dautel, M. Fourmigué, *Inorg. Chem.*, **2001**, 40, 2083.
92. O.J. Dautel, M. Fourmigué, *New J. Chem.*, **2001**, 25, 834.
93. E. Ojima, H. Fujiwara, H. Kobayashi, *Adv. Mater.*, **1999**, 11, 758.
94. T. Ozturk, F. Turksoy, J.D. Wallis, T. Umit, *PCT Int. Appl.*, **2001**.
95. S.-X. Liu, A. Neels, H. Stoeckli-Evans, M. Pilkington, J.D. Wallis, S. Decurtins, *Polyhedron*, **2004**, 23, 1185.
96. G.A. Horley, T. Ozturk, F. Turksoy, J.D. Wallis, *J. Chem. Soc. Perkin Trans. 1*, **1998**, 3225.
97. H. Kisch, B. Eisen, R. Dinnebier, K. Shankland, W.I. David, F. Knoch, *Chem. Eur. J.*, **2001**, 7, 738.
98. K.S. Varma, A.E. Underhill, *Physica B+C*, **1986**, 143, 321.
99. R.R. Schumaker, V.Y. Lee, E.M. Engler, *J. de Phys. Coll.*, **1983**, C3, 1139.
100. Y.N. Kreitsberga, R.S. Medne, A.S. Edzhinya, M.V. Petrova, O.Y. Neilands,

- Khim. Get. Soed.*, **1986**, 1470.
101. T. Nakamura, S. Iwasaka, H. Nakano, K. Inoue, T. Nogami, H. Mikawa, *Bull. Chem. Soc. Japan*, **1987**, *60*, 365.
 102. J. Garin, R. Andreu, J. Orduna, J. Royo, *Syn. Met.*, **2001**, *120*, 749.
 103. K. Inoue, Y. Tasaka, O. Yamazaki, T. Nogami, H. Mikawa, *Chem. Lett.*, **1986**, 781.
 104. T. Ozturk, *Tetrahedron Lett.*, **1996**, *37*, 2821; F. Turksoy, J.D. Wallis, U. Tunca, T. Ozturk, *Tetrahedron*, **2003**, *59*, 8107.
 105. T. Ozturk, F. Turksoy, E. Ertas, *Phos. Sulf. Silic. Rel. Elem.*, **1999**, *153-154*, 417.
 106. E. Ertas, T. Ozturk, *J. Chem. Soc. Chem. Commun.*, **2000**, 2039; F.B. Kaynak, S. Ozbey, T. Ozturk, E. Ertas, *Acta Crystallogr.*, **2001**, *C57*, 926.
 107. P. Leriche, A. Gorgues, M. Jubault, J. Becher, J. Orduna, J. Garin, *Tetrahedron Lett.*, **1995**, *36*, 1275.
 108. Y. Ishikawa, T. Miyamoto, A. Yoshida, Y. Kawada, J. Nakazaki, A. Izuoka, T. Sugawara, *Tetrahedron Lett.*, **1999**, *40*, 8819.
 109. X. Yang, T.B. Rauchfuss, S. Wilson, *J. Chem. Soc. Chem. Commun.*, **1990**, 34.
 110. H.-J. Lee, D.-Y. Noh, A.E. Underhill, C.-S. Lee, *J. Mater. Chem.*, **1999**, *9*, 2359.
 111. E.B. Yagubskii, A.I. Kotov, R.P. Shibaeva, A.A. Ignat'ev, O. Y. Nielands, J. Kreicberga, *Dokl. Akad. Nauk. SSSR*, **1986**, *289*, 676; H. Kobayashi, A. Kobayashi, T. Nakamura, T. Nogami, Y. Shirota, *Chem. Lett.*, **1987**, 559; S. Iwasaki, T. Nogami, Y. Shirota, *Syn. Met.*, **1988**, *26*, 177.
 112. N. Avarvari, M Fourmigué, *Chem. Commun.*, **2004**, 1300.
 113. S. Bourguessa, K. Herve, S. Golhen, L. Ouahab, J.-M. Fabre, *New J. Chem.*, **2003**, *27*, 560; F. Iwahori, S. Golhen, L. Ouahab, R. Carlier, *Inorg. Chem.*, **2001**, *40*, 6541; B.W. Smucker, K.R. Dunbar, *J. Chem. Soc. Dalton Trans.*, **2000**, 1309.
 114. S.S. Turner, C. Michaut, S. Durot, P. Day, T. Gelbrich, M.B. Hursthouse, *J. Chem. Soc. Dalton Trans*, **2000**, 905; F. Setifi, S. Golhen, L. Ouahab, S.S. Turner, P. Day, *CrystEngComm*, **2002**, *1*, 1.
 115. W. Wu, Y. Shen, *Huadong Ligong Daxue Xuebao*, **2000**, *26*, 107; W. Zhao, Y. Shen, Y. Li, J. Yang, *Chin. J. Poly. Chem.*, **1998**, *16*, 214.

116. V.I. Troitsky, T.S. Berzina, E. Dalcanale, M.P. Fontana, *Thin Sol. Films*, **2002**, 405, 276; V.I. Troitsky, T.S. Berzina, M.P. Fontana, *Coll. and Surf. A*, **2002**, 198-200, 689; T.S. Berzina, V.I. Troitsky, M.P. Fontana, *Mat. Sci. Eng. C*, **2001**, C15, 315; T.S. Berzina, V.I. Troitsky, E. Stussi, M. Mule, D. De Rossi, *Syn. Met.*, **1993**, 60, 111; T.S. Berzina, S.A. Shikin, P.S. Sotnikov, V.I. Troitsky, V.Y. Khodorkovsky, O.Y. Neilands, G.Pukitis, *Top. Mol. Org. Eng.*, **1991**, 7, 99.
117. S. Molas, J. Caro, J. Santiso, A. Figueras, J. Fraxedas, C. Meziere, M. Fourmigué, P. Batail, *J. Cryst. Grow.*, **2000**, 218, 399.
118. R.A. Bissell, N. Boden, R.J. Bushby, C.W.G. Fishwick, E. Holland, B. Movaghar, G. Ungar, *J. Chem. Soc. Chem. Commun.*, **1998**, 113.
119. A. Deluzet, S. Perruchas, H. Bengel, P. Batail, S. Molas, J. Fraxedas, *Adv. Func. Mat.*, **2002**, 12, 123.