

1           **Ecological effects of a supra-seasonal drought on macroinvertebrate communities differ**  
2   **between near-perennial and ephemeral river reaches**

3   **Running title:** Aquatic macroinvertebrate biodiversity following supra-seasonal drought

4   M. J. Hill<sup>1</sup>, K. L. Mathers<sup>2</sup>, S. Little<sup>3</sup>, T. Worrall<sup>4</sup>, J. Gunn<sup>5</sup> and P. J. Wood<sup>6</sup>.

5           1. School of Applied Sciences, University of Huddersfield, Huddersfield, HD1 3DH

6           2. Eawag (Swiss Federal Institute of Aquatic Science and Technology), Department of Surface  
7           Waters Research and Management, 6047 Kastanienbaum, Switzerland.

8           3. School of Animal Rural and Environmental Sciences, Nottingham Trent University,  
9           Brackenhurst Campus, Southwell, NG25 0QF, UK

10          4. APEM Limited, Suite 2, Ravenscroft House, 59-61 Regent Street, Cambridge, CB2 1AB

11          5. School of Geography, Earth & Environmental Sciences, University of Birmingham,  
12          Birmingham B15 2TT

13          6. Geography and Environment, Loughborough University, Loughborough, Leicestershire,  
14          LE11 3TU, UK

15   **Author for correspondence**

16   Matthew J Hill

17   School of Applied Sciences

18   University of Huddersfield

19   Queensgate

20   Huddersfield

21   HD1 3DH, UK.

22   Tel: 00 44 (0)1484 471203

23   Email: M.hill@hud.ac.uk

24 **Abstract**

25 The duration, intensity and frequency of hydrological droughts are predicted to increase significantly  
26 over the 21<sup>st</sup> century globally, threatening the long-term stability of lotic communities. In this paper  
27 we examine the recovery and recolonization of macroinvertebrate taxa in ephemeral and near  
28 perennial reaches of the River Lathkill (UK) after a supra-seasonal drought event. Following flow  
29 resumption, species accumulation (recolonization) occurred rapidly over a four-month period, with a  
30 steady increase observed thereafter. Taxonomic richness was significantly higher in the section with  
31 near perennial flow after the first month of the study than the naturally ephemeral reach. Serial  
32 correlation was observed in the near perennial section but not in the upstream ephemeral reach. Serial  
33 correlation in the near perennial section may reflect: (1) the ongoing process of recovery or (2) the  
34 macroinvertebrate community following a new ecological trajectory. Our results suggest that supra-  
35 seasonal droughts may cause initial reductions in lotic diversity during stream desiccation events but  
36 may re-set ecological succession and / or temporarily provide new ecological niches, thereby  
37 supporting increased taxonomic diversity when the full range of hydrological conditions are  
38 considered. Quantifying the recovery of ecological communities following supra-seasonal drought can  
39 provide information to help develop ecologically effective conservation and management strategies.

40 **Key words:** aquatic conservation, biodiversity, community composition, disturbance, ephemeral  
41 streams, lotic habitat.

## 42 **Introduction**

43 Global climate models predict that the duration, intensity and frequency of drought events are likely  
44 to increase significantly over the 21st century (Prudhomme et al. 2014). Climatic variability combined  
45 with increasing abstraction pressures and the construction of artificial impoundments to supply  
46 increasing human populations globally, is likely to increase the number of waterbodies that  
47 experience channel drying (Larned et al. 2010), extend the duration of drying events in waterbodies  
48 that already experience dewatering (Benejam et al. 2010; Rahiz and New 2013; Skoulikidis et al.  
49 2017) and lead to significant changes to biological communities, such as the loss of taxa poorly  
50 adapted to drying events (Datry et al. 2014).

51

52 Supraseasonal drought is defined here as an extended duration of reduced rainfall and surface water  
53 availability over multiple seasons or years (Lake 2011). This differs from seasonal drought which is  
54 characterised by seasonal reductions in rainfall and water availability, such as those regularly  
55 experienced in semi-arid or Mediterranean ecosystems (Gasith and Resh 1999). Extreme, high  
56 magnitude but low frequency supra-seasonal events may significantly increase the spatial and  
57 temporal extent of stream drying (Boulton 2003; Wood and Armitage 2004) and in some instances  
58 affect historically perennially flowing sites (Stubbington et al. 2015).

59

60 Surface water drying is a primary determinant of aquatic floral and faunal diversity and community  
61 structure in intermittent lotic ecosystems (Lake 2003; Stubbington et al. 2011; Aspin et al. 2018), with  
62 streambed drying events commonly being associated with reductions in aquatic diversity (Soria et al.  
63 2017). Following streambed drying, harsh environmental conditions selectively remove taxa which  
64 are dependent on surface flow and good water quality (Wood and Petts 1999; Datry et al. 2013) and  
65 may cause an increase in faunal densities and competition as habitat availability is reduced (James et  
66 al. 2008). However, recovery of flow and the recolonization of aquatic flora and fauna following  
67 channel drying in intermittent streams can be rapid, reflecting the range of traits / adaptations which

68 promote resilience and resistance in temporary waterbodies (Fritz and Dodds 2004; Stubbington and  
69 Datry 2013; Vander Vorste et al. 2015; Sarremejane et al. 2017). Resistance can be enhanced due to  
70 strong dispersal capacity with taxa being able to migrate from the stream as it dries and rapidly  
71 recolonize when flow resumes (Leigh et al. 2016). Resilience can be facilitated by physiological and  
72 morphological traits that enable drought survival *in situ* (e.g., short life cycles, desiccation resistant  
73 eggs or adult life stages able to persist in moist sediments; Williams 2006; Vander Vorste et al. 2015).  
74 Resilience strategies may be strongly influenced by the presence of refuges, such as nearby perennial  
75 pools, the hyporheic zone, perennial downstream reaches or patches of moist leaf litter, proximal to  
76 intermittent streams (Chester and Robson 2011; Hill and Milner 2018).

77

78 In streams that experience regular or predictable drying, the effect of seasonal drought on aquatic  
79 communities may be compared to those of perennially flowing systems (Côté and Darling 2010;  
80 Vander Vorste et al. 2015; Chessman 2015). Typically, perennial streams have high ecosystem  
81 stability and may be dominated by a limited number of highly abundant flora and fauna (Fisher 1983;  
82 Milner et al. 2008). However, supra-seasonal droughts and the subsequent recolonization and  
83 recovery period may encourage the development of distinct faunal assemblages (Boulton 2003; Chadd  
84 et al. 2017), and may help maintain, and in some instances, enhance habitat and faunal diversity at the  
85 landscape scale. Supra-seasonal droughts potentially open new ecological niches for some organisms  
86 following the removal or reduction in abundance of numerically dominant and highly competitive  
87 taxa or through the disturbance and re-setting of ecological succession trajectories. For example, the  
88 gradual drying and ponding of surface water in a river channel as it dries may provide suitable  
89 conditions for colonization by a wide range of taxa associated with lentic conditions (Sheldon et al.  
90 2010; Hill and Milner 2018).

91

92 While the process of recolonization and recovery following stream drying and drought events within  
93 seasonally intermittent waterbodies has been widely studied (Boulton 2003), there is a paucity of  
94 research examining aquatic biodiversity following supra-seasonal drought events (Lake 2003). This is

95 particularly apparent in temperate regions due to the difficulties associated with collecting long-term  
96 data and predicting the onset and termination of supra-seasonal drought events. In arid landscapes,  
97 Bogan et al. (2015) found that robust recovery after a supra-seasonal drought occurred in streams with  
98 historically predictable intermittency, with these communities demonstrating both resistance and  
99 resilience mechanisms. In the same study, the response of perennial macroinvertebrate communities  
100 to supra-seasonal drought differed due to a lack of resistance traits in the pre-drought community;  
101 long lived (>1 year) weak dispersing macroinvertebrates were replaced by short lived (<1 year) strong  
102 dispersers that were able to rapidly recolonize.

103

104 A supra-seasonal drought in the UK between December 2010 and April 2012 (Parry et al. 2013),  
105 which caused channel drying in both historically perennial and ephemeral reaches of the River  
106 Lathkill, provided a unique opportunity to examine the response of macroinvertebrate communities to  
107 flow recovery. As a result, this is one of the first studies to examine ecological responses to supra-  
108 seasonal drought from communities in ephemeral and historically perennial flow sites in temperate  
109 regions. This study aimed to characterise the recolonization of aquatic macroinvertebrate communities  
110 of naturally ephemeral and near perennial sites (flowing except under extreme drought conditions) in  
111 the River Lathkill (UK) following a high magnitude supra-season drought.

112

## 113 **Materials and Methods**

### 114 *Study sites*

115 The River Lathkill (Derbyshire, UK) is a groundwater-fed river in the White Peak area of the Peak  
116 District National Park. Land-use in the catchment is predominantly low intensity grazing on  
117 unimproved grassland (Stubbington et al. 2016). The perennial source originates at Bubble Springs (SK  
118 2049 6612, 159m AOD; Figure 1) and the entire catchment of the river above the springs is underlain  
119 by Carboniferous limestone.

120

121 A total of 11 sites within two sections upstream of the perennial source (Bubble Springs), based on  
122 their historic flow permanence (after Wood et al. 2005), were studied. Naturally ephemeral sites  
123 comprised the headwater sites (Sites 1-6; Figure 1) which typically experience surface water drying  
124 for at least six-months per-annum, although flows can occur in response to high rainfall events (two to  
125 four times per year; Stubbington et al. 2016). Exposed limestone bedrock with boulder to gravel size  
126 clasts dominated headwater sites. Finer organic rich sediments with patches of semi-aquatic and  
127 terrestrial flora were also present. The second downstream section comprised five near perennial sites;  
128 three sites which dry most years for a short period (typically around 2 weeks but up to 2 months)  
129 depending on meteorological conditions, and two sites that have dried only once in the last 30 years  
130 (Sites 7-11; Figure 1). The substratum at sites with near perennial flow consisted predominately of  
131 mixed alluvial deposits (sand to cobble sized angular clasts) with instream vegetation dominated by  
132 mosses and liverworts (Stubbington et al. 2011). All study sites were upstream of the confluence  
133 between the R. Lathkill and the River Bradford (Figure 1).

134

### 135 *Hydroclimatic conditions*

136 The 2010-2012 supra-seasonal drought affected large parts of England, particularly southern and  
137 midland areas (Parry et al. 2013). By the end of March 2012, 14 of the previous 24 months had  
138 recorded <70% of average rainfall across lowland England (10 of those recorded <55% of average  
139 rainfall: Marsh et al. 2013). As a result, the channel was dry upstream of the perennial source (Bubble  
140 Springs) and both study reaches (ephemeral and near perennial sites) remained dry for the longest  
141 duration since the start of monitoring in 1998. After a nine-month dry period, flow resumed in the  
142 ephemeral headwaters but dried again in mid-March 2012 for ca. 28 days (Stubbington et al. 2016).  
143 The supra-seasonal drought ended abruptly in April 2012 which experienced double the monthly  
144 average rainfall (Parry et al. 2013). As a result, surface flow resumed throughout the near perennial  
145 reach in April 2012 and the channel experienced flowing conditions throughout the remainder of the  
146 study. Overall, 2012 was the wettest year in England since 1910 (Parry et al. 2013). Flow remained  
147 ephemeral in the ephemeral reach and streambed drying occurred on three additional occasions; (1)

148 ca. 28 days from mid-March 2012, (2) ca. 39 days from mid-May 2012; and (3) ca. 46 days from early  
149 August 2012 (Stubbington et al. 2016). Regional monthly mean temperatures for 2012 were within  
150 0.5 °C of the long-term average (1961-1990; Met Office 2015).

151

### 152 *Macroinvertebrate sampling*

153 Aquatic macroinvertebrate samples were collected from 11 sites along the R. Lathkill at monthly  
154 intervals where possible (some samples could not be taken during high flow events or dry periods)  
155 between December 2011 and September 2012. A total of 138 samples were collected; 72 from the  
156 ephemeral and 66 from the near perennial reach (Figure 1b). Two additional macroinvertebrate  
157 sampling events were undertaken in November 2012 and February 2013. Samples comprised a three-  
158 minute kick sample (using a pond net fitted with 1 mm mesh) divided equally between mesohabitats  
159 present. Aquatic macroinvertebrate samples were preserved in the field with 4% formaldehyde  
160 solution prior to processing and identification in the laboratory. The majority of macroinvertebrate  
161 taxa were identified to species level but Diptera, Leuctridae, Baetidae, Sphaeriidae and Planariidae  
162 were resolved to family level and Oligochaeta, Tricladida (non-Planariidae) and Collembola were  
163 recorded as such.

164

### 165 *Statistical analysis*

166 To examine temporal changes in diversity and the relative abundance of individual taxa over time  
167 mixed-effects models were fitted to selected taxon and community metrics. Prior to statistical  
168 analysis, data were examined to ensure they met the assumptions of statistical tests (e.g., normal  
169 distribution). The following taxa; *Asellus aquaticus*, *Gammarus pulex*, *Isoperla grammatica*,  
170 *Serratella ignita*, Baetidae and *Perlodes mortoni* were selected for further investigation as they  
171 typically occurred in greater abundances and in multiple samples throughout the study period. The  
172 month of sample collection and sample sites were fitted as random effects to account for potential  
173 spatial and temporal dependence, and month and intermittence (ephemeral and near perennial) were

174 fitted as fixed interacting factors. Taxonomic richness was tested via a Generalised Linear Mixed  
175 Effects Model (GLMM) fitted using a Poisson distribution and log link structure via the ‘*glmer*’  
176 function in the lme4 package (Bates et al. 2018). Community abundance and abundances of individual  
177 taxa were tested via a Linear Mixed Effects Model (LMM) using the ‘*lmer*’ function in the lme4  
178 package with the restricted maximum likelihood (REML) estimation function. Abundances were  
179  $\log_{10}(x+1)$  transformed to normalise residuals prior to model fitting. Conditional  $R^2$  (proportion of  
180 variance explained by the fixed and random factors;  $r^2_c$ ) values were extracted using  
181 ‘*rsquared.glm*’ function in the MuMIn package (Bartoń 2018). To account for the non-linear  
182 association of *I. grammatica* with time, a third order polynomial model was fitted. This technique has  
183 been shown to reliably model nonlinear associations without model overfitting (Kennen et al. 2014).  
184 Species accumulation plots were constructed to examine the rate of recolonization over time for  
185 ephemeral and near perennial sites and a linear model fitted to assess the rate of invertebrate  
186 colonisation differed over time between ephemeral and near perennial sites. All univariate analyses  
187 were conducted using R version 3.2.3 (R Development Core Team 2015).

188

189 Heterogeneity of macroinvertebrate communities between the ephemeral and near perennial reaches  
190 was assessed using Analysis of Similarity (ANOSIM) and visualised using Non-metric  
191 Multidimensional Scaling (NMDS) ordination plots (using Bray Curtis dissimilarity). To identify  
192 changes in community composition among months in ephemeral and near perennial sites, spearman  
193 rank correlations (RELATE) and centroid NMDS ordination plots were examined. A monthly  
194 similarity matrix (Bray-Curtis) for each site was compared to a linear sequence (the sampling months  
195 in this study) to examine if similarity among macroinvertebrate assemblages was higher in adjacent  
196 sampling months than in more distant sampling months (*Serial RELATE*; Clarke and Gorley 2006).  
197 Distances among centroid matrices were constructed by calculating the averages (e.g., the centroid -  
198 the centre-point of all replicates for each month in multi-dimensional space) in the ‘Bray-Curtis  
199 space’ of macroinvertebrate compositions from the replicate samples for each month (Anderson et al.  
200 2008). Centroid NMDS ordinations were generated using the distance among centroid matrices.



201 Similarity Percentage analysis (SIMPER) was used to determine which species were driving the  
202 differences in community composition between ephemeral and near perennial sites. Faunal abundance  
203 data was log transformed prior to ANOSIM, NMDS, centroid NMDS, SIMPER and RELATE  
204 analysis, which was undertaken in PRIMER V7 (PRIMER-E Ltd, Plymouth, UK).

205

## 206 **Results**

207 *Spatial macroinvertebrate diversity and variability in community composition in ephemeral and near*  
208 *perennial reaches*

209 Following the supra-seasonal drought (2011-2013), a total of 101 taxa were recorded from the  
210 ephemeral (total: 65 taxa, mean: 7.1, range: 3-13) and near perennial sites (total: 85 taxa, mean: 14.6,  
211 range: 5-25) during the 12 surveys from the 11 sample sites. Of the 101 taxa recorded between 2011-  
212 2013, the most widely distributed taxa were: Chironomidae, Tipulidae, Simuliidae, Oligochaeta, *A.*  
213 *aquaticus*, *G. pulex* (recorded at all 11 sites) and, Baetidae, *G. truncatula* and *Nemurella picteti*  
214 (recorded at 10 sites). The most diverse orders were Trichoptera (23 taxa), Coleoptera (21 taxa),  
215 Plecoptera (14 taxa) and Diptera (14 taxa).

216

217 Taxonomic richness (df=9, t=3.905, p=0.004) and total relative abundance (df=9, t=3.615, p=0.006)  
218 were significantly higher in near perennial than ephemeral sites (Figure 2). No significant differences  
219 in the abundance of *A. aquaticus*, *I. grammatica*, *S. ignita*, Baetidae and *P. mortoni* between near  
220 perennial and ephemeral sites were recorded; however, *G. pulex* had significantly greater abundances  
221 in near perennial than ephemeral sites (df=9, t=2.425 p=0.038). Significant differences were observed  
222 in macroinvertebrate community composition between ephemeral and near perennial sites (ANOSIM  
223  $r=0.457$  p=0.01; Figure 3a). The top four macroinvertebrate taxa identified by SIMPER to be driving  
224 the differences in macroinvertebrate community composition between ephemeral and near perennial  
225 sites were *A. aquaticus* (contributing 6% to the dissimilarity) which were recorded in greater  
226 abundances in ephemeral sites and Baetidae (8.4% dissimilarity), Chironomidae (7.3% dissimilarity)

227 and *I. grammatica* (6% dissimilarity) which were recorded in greater abundances from near perennial  
228 sites. A total of 16 taxa were unique to ephemeral and 35 taxa to near perennial sites (see  
229 Supplementary Material Part 1).

230

231 *Temporal diversity and variability in community composition in ephemeral and near perennial*  
232 *reaches*

233 At a regional scale, a steep increase in taxonomic richness was recorded in ephemeral and near  
234 perennial sites over the first three months after flow resumed (December 2011 to March 2012), with a  
235 more gradual increase in taxa richness in ephemeral and near perennial sites from month 4 (April  
236 2012) to the end of the study (Figure 4). Species accumulation was determined to be significantly  
237 greater in near perennial sites ( $t_{3,23}=2.604$ ,  $p=0.017$ ), although the rate of colonisation over time did  
238 not differ between ephemeral and near perennial sites ( $t_{3,23}=0.390$ ,  $p=0.7$ ; Figure 4). At an alpha scale,  
239 both taxonomic richness (GLMM) and total abundance (LMM) were significantly greater ( $p<0.001$ )  
240 in the near perennial sites and demonstrated little variation over time (Figure 2, Table 1). When  
241 examining individual reaches, mean taxonomic richness in the ephemeral sites was similar (between  
242 5-10 taxa) among all sampling months, whilst in the near perennial sites taxonomic richness was  
243 highest 2-3 months after flow resumed (February 2012 and March 2012), but was similar (between  
244 10-15 taxa) for the other sampling periods (Figure 2a). Mean macroinvertebrate abundance increased  
245 rapidly up to 3-months after flow resumed in near perennial flow sites (March 2012) and subsequently  
246 declined gradually thereafter to the end of the survey period (Figure 2b). Similarly, mean abundance  
247 increased rapidly up to 3 months after flow resumed in ephemeral sites, but was more variable in the  
248 proceeding months, decreasing at month 4 (April 2012 - reflecting spate conditions) and month 6-9  
249 (June-September 2012- reflecting the periods of desiccation in ephemeral sites headwaters: Figure  
250 2b).

251

252 Abundances of *A. aquaticus* increased monthly in ephemeral and near perennial sites ( $p < 0.001$  in both  
253 instances; Table 1), reaching their greatest abundance in the final survey month (Feb 2013; Figure 5a)  
254 but demonstrated no differences by intermittence ( $p > 0.05$ ; Table 1). *G. pulex* abundances were  
255 consistently and significantly greater in near perennial sites than ephemeral sites (Table 1). *G. pulex*  
256 abundance was broadly similar over the 12-months after flow resumed in ephemeral sites before  
257 rising to a peak in the final sampling month. In near perennial sites, *G. pulex* abundance was stable for  
258 5-months after flow resumed (Dec 2011- April 2012) but was markedly reduced during month 6-7  
259 (May and June 2012) as flow declined (Figure 5b). *I. grammatica* was more abundant in near  
260 perennial sites than ephemeral sites (Table 1) and was initially recorded 4 months after flow resumed  
261 in ephemeral sites, and 3 months after flow resumed in near perennial sites (Figure 5c). Abundances  
262 of *I. grammatica* peaked 3 months after flow resumed (March 2012) in ephemeral sites and 5 months  
263 after flow resumed (May 2012) in near perennial sites. However, its abundance declined throughout  
264 the summer months and only increased again 11 months after flow resumed (Nov 2012; Figure 5c). *S.*  
265 *ignita* was not recorded from ephemeral sites during the 2011-2013 study and was first sampled in  
266 near perennial sites three months after flow resumed (Feb 2012), reaching its greatest abundance 5  
267 months after flow resumed (May 2012) and declining thereafter (Figure 5d). In ephemeral and near  
268 perennial sites, Baetidae demonstrated highly variable abundances throughout the survey period.  
269 Baetidae, first recorded 2 months after flow resumed (Feb 2012) in near perennial sites and three  
270 months after flow resumed (March 2012) in ephemeral sites, reached highest abundance 7-8 months  
271 after flow resumed in the two study sections (Figure 5e). Temporal changes in Baetidae populations  
272 were determined to be significantly different (Table 1) with near perennial abundances increasing at a  
273 faster rate compared to ephemeral sites. *P. mortoni* was initially recorded 4 months after flow  
274 resumed (April 2012) in ephemeral sites and remained consistent throughout the remainder of the  
275 study (Figure 5f). In near perennial sites, *P. mortoni* was first recorded 6 months after flow resumed  
276 (June 2012) with abundances increasing rapidly and peaking 8 months after flow resumption (August  
277 2012; Figure 5f). Abundances of *P. mortoni* were significantly greater in near perennial sites and  
278 varied between sections over time (Table 1). Across ephemeral sites, *A. aquaticus*, *G. pulex*, *I.*  
279 *grammatica* and Baetidae all demonstrated a reduction in abundance from the 3<sup>rd</sup> to 4<sup>th</sup> month after

280 flow resumed (March 2012 to April 2012), although abundance of *P. mortoni* increased in this period.  
281 In addition, *A. aquaticus*, Beatidae, *P. mortoni* and *I. grammatica* demonstrated reduced abundances  
282 from the 8<sup>th</sup> to 9<sup>th</sup> month after flow resumed (August 2012 to September 2012) in ephemeral sites  
283 (Figure 5a, b, c, e, f).

284

285 Spearman's rank correlations comparing the similarity matrices of monthly macroinvertebrate  
286 communities were statistically significant for near perennial sites (Table 1) demonstrating a strong  
287 serial correlation (Figure 3c). In ephemeral sites, 5 of the 6 sites displayed low and non-significant  $\rho$   
288 values demonstrating a weak serial correlation (Table 2) and did not follow serially in the centroid  
289 NMDS biplot (Figure 3b – particularly 3-5 months after flow resumed, March-April 2012); only site 3  
290 recorded a significant Spearman's rank correlation (Table 2).

291

## 292 **Discussion**

293 *Macroinvertebrate recolonization of ephemeral and near perennial reaches following a supra-*  
294 *seasonal drought*

295 Following the resumption of surface flow after the supra-seasonal drought, we found rapid  
296 macroinvertebrate recolonization (species accumulation) on the R. Lathkill with the cumulative  
297 number of taxa plateauing after approximately 6 months. Similar findings have been recorded from  
298 streams in Georgia, USA and Berkshire, UK (Wright et al. 2004; Churchel and Batzer 2006) where  
299 rapid recolonization of streams was observed immediately following the onset of flow after drought,  
300 and species accumulation also beginning to plateau after 5 to 6 months.

301

302 Different recolonization processes, however, probably operated in the ephemeral and near perennial  
303 sites of the R. Lathkill examined. Ephemeral sites in the headwaters and are hydrologically more  
304 isolated from perennial water sources. The lack of lateral or longitudinal connectivity and frequent  
305 channel drying in ephemeral sites suggests that resilience strategies may have been an important

306 mechanism for the rapid recolonization in this section of the river. Many taxa have developed  
307 adaptations to survive *in-situ* in dry river beds such as producing diapause eggs (e.g., the  
308 macroinvertebrate seedbank; Stubbington and Datry, 2013), having short development times (Lytle  
309 and Poff 2004; Bogan and Lytle 2011) or persisting in damp leaf patches and sub-surface water in the  
310 hyporheic zone (Stubbington et al. 2009a, 2011, although this is not the case for all rivers; Datry  
311 2012). In this study, *A. aquaticus* recolonized quickly after flow resumed in the ephemeral sites,  
312 potentially surviving the period of flow desiccation as small individuals in damp sediments and  
313 organic matter in the hyporheic zone (Leberfinger and Herrmann 2010; Vadher et al. 2017).

314

315 Near perennial flow sites were located between the ephemeral headwaters and the fully perennial river  
316 further downstream. The return of lateral and longitudinal aquatic connectivity between the perennial  
317 zone and near perennial sites is likely to have been an important factor influencing the recolonization  
318 of this section of the river. Previous studies have demonstrated that perennial reaches may act as a  
319 refuge for taxa capable of dispersal (Chester and Robson 2011; Bogan et al. 2015), with rapid  
320 recolonization after the drought event being possible in this study from the proximal perennial zone  
321 via resistant mechanisms (life stages) such as aerial dispersal, or through upstream migration  
322 (Williams and Hynes 1976; Verberk et al. 2008; Chester et al. 2015). The coleopteran, *Agabus*  
323 *guttatus* was recorded as early as two months after flow resumed in near perennial sites and previous  
324 studies have indicated them to be one of the first predators to aerially colonise intermittent reaches  
325 (Davy-Bowker et al. 2002; Stubbington et al. 2016). Further, the significantly greater abundances of  
326 *G. pulex* in near perennial sites may reflect this species rapid ability to recolonize from perennial  
327 reaches downstream (White et al. 2018) and through vertical connectivity with the hyporheic zone  
328 (Stubbington et al. 2009) and subterranean caves (Wood et al. 2005). Based on the results of this  
329 study, the effective recolonization of biological communities to drought in ephemeral and near  
330 perennial reaches is likely to be the result of a combination of resistance and resilience strategies  
331 (Bogan et al. 2015).

332

333 The mean number of taxa remained consistent throughout the sampling months in ephemeral sites but  
334 a peak in richness was recorded in near perennial sites during February 2012. A significant rainfall  
335 event prior to sampling in February 2012 increased the discharge in the R. Lathkill and may have  
336 provided connectivity to facilitate upstream migration of taxa from the perennial reaches downstream.  
337 The loss of surface flow in ephemeral sites on three separate occasions during the sampling period  
338 may explain the reductions in abundance of *A. aquaticus*, *G. pulex*, *P. mortoni*, *I. grammatica* and  
339 Baetidae at months 3 and 4, and months 8 and 9, as it is likely many of the taxa were unable to  
340 complete their life-cycle and those that did may have had to disperse as flow receded (Dobrin and  
341 Giberson 2003).

342

343 Macroinvertebrate communities within ephemeral sites did not display a serial correlation, with  
344 adjacent sampling months being heterogeneous. This may be the result of the loss of surface flow on a  
345 number of occasions during the study period (March, May and August 2012) continually re-setting  
346 succession and re-starting the community recolonisation process (Sponsellor et al. 2010). This  
347 suggests that ephemeral stream reaches are in a constant state of resetting of community succession,  
348 with recovery and recolonization only partially occurring until they are re-set by the next drying  
349 event. In contrast, after the first month of the study, flow was continuous throughout the near  
350 perennial section following the supra-seasonal drought and as such macroinvertebrate assemblages in  
351 these sites demonstrated serial correlation, with adjacent sampling months being most similar, and the  
352 first and last sample recording the greatest heterogeneity in community composition. In perennial  
353 rivers, macroinvertebrate assemblages typically follow a seasonal cycle (e.g., successive winter  
354 communities record similar community assemblages: Giller and Twomey 1993; Leunda et al. 2009)  
355 and therefore, the significant serial correlation recorded in near perennial sites indicates that two  
356 possible ecological processes may be occurring in the R. Lathkill: (*i*) recolonization and ecological  
357 recovery are ongoing. Despite the rapid recolonization by many taxa, the full recovery of  
358 macroinvertebrate communities had not occurred during the study period, as communities from  
359 January 2012 and February 2013 were most heterogeneous. This suggests that the ecological effect of

360 the supra-seasonal drought on macroinvertebrate communities was evident for multiple seasons  
361 following the event (Churchel and Batzer 2006; Bogan and Lytle 2011), with ecological recovery  
362 being a long-term process (Wood and Petts 1999; Churchel and Batzer 2006) that typically takes  
363 significantly longer than hydrological recovery; and (ii) the supra-seasonal drought may have reset the  
364 ecological trajectory of the macroinvertebrate community which is possibly now heading towards a  
365 new ecological equilibrium (Bogan and Lytle 2011), reflecting the high heterogeneity between  
366 samples. Supra-seasonal drought may cause macroinvertebrate assemblages to permanently differ  
367 from pre-drought assemblages. For example, research by Bogan and Lytle (2011) on intermittent  
368 streams in Arizona has shown that supra-seasonal drought can cause regime shifts in invertebrate  
369 community composition from long-lived sedentary taxa to smaller short-lived and highly vagile taxa.

370

371 If taken in isolation, supra-seasonal droughts appear to have a negative effect on ecosystems, causing  
372 an initial decline in taxonomic diversity during the period of stream desiccation (Lake 2003; Boulton  
373 and Lake 2008; Aspin et al. 2019). However, when recolonization is examined over longer timescales,  
374 supra-seasonal droughts may actually facilitate the development of environmental conditions to  
375 support a higher diversity through; (1) a reduction in competition and predation pressure (supra-  
376 seasonal drought removed key predators and dominant taxa such as *G. pulex*); (2) an increase in the  
377 availability and number of habitats (environmental niches: Ricklefs & Schlüter, 1993), as succession is  
378 re-set and dominant environmental / ecological pressure are reduced and; (3) enabling new taxa (that  
379 may be outcompeted in later succession lotic habitats) to utilise the increased spatio-temporal  
380 environmental and biotic niches. However, it is unclear whether the macroinvertebrate communities  
381 in the R. Lathkill will maintain this high diversity, whether successional processes are ongoing, or if  
382 the community will be reset to follow another new ecological trajectory following the next flow  
383 cessation event.

384

385 Climate change and the increase in water abstraction from growing human populations is likely to  
386 increase the number of rivers that experience drying (Larned et al. 2010), the severity / duration of

387 drying events (Rahiz and New 2013) and could lead to irrevocable changes to biological communities  
388 and a loss of taxa that are ill adapted to drying (Datry et al. 2014). Currently, consideration of supra-  
389 seasonal drought and management in lotic freshwaters is impeded by the lack of knowledge and  
390 information available (Arscott et al. 2010). Future research should be directed towards the long-term  
391 monitoring of macroinvertebrate communities before, during and after supra-seasonal droughts to  
392 provide the information needed to fully quantify the ecological impacts of these disturbances,  
393 understand the mechanisms and strategies macroinvertebrates use to persist / recolonise rivers  
394 following an extreme drying event, identify possible regime shifts in intermittent freshwater  
395 communities and identify strategies to manage drought impacts. For example, ensuring newly  
396 intermittent streams are connected with drought refuge sites may facilitate a rapid recovery post-  
397 disturbance (Robson et al. 2011).

398

399

#### 400 *Spatial variability of macroinvertebrate communities between ephemeral and near perennial sites*

401 Taxonomic richness was consistently greater within near perennial sites than the headwater ephemeral  
402 sites and significant differences in macroinvertebrate assemblages were observed between the two  
403 study sections, following the 2011 supra-seasonal drought. Ephemeral sites were subject to multiple  
404 drying events during 2012 and increasing flow intermittence has been shown to significantly reduce  
405 taxonomic diversity across most biogeographic regions (Datry et al. 2013). Further, flow desiccation  
406 in ephemeral sites (which continually re-sets communities) may remove taxa sensitive to drying,  
407 while near perennial sites remained wet throughout the study and recolonization could progress  
408 providing variable physicochemical and biological conditions for a wide range of taxa to exploit.  
409 Taxonomic richness and community assemblage differences may also be the result of spatial  
410 organisation of colonist sources (connectivity). The hydrological isolation of ephemeral sites from the  
411 perennial reaches reduces the potential for colonisation (Bogan et al. 2015) while hydrological  
412 connectivity to the downstream perennial zone provides near perennial sites with a readily available



413 and diverse source of colonists to enhance taxonomic richness and develop a heterogeneous  
414 community composition.

415

416

## 417 **Conclusion**

418 This study has demonstrated that aquatic macroinvertebrate taxa can rapidly recolonise lotic habitats  
419 after supra-seasonal drought episodes. The impact of supra-seasonal drought on macroinvertebrate  
420 communities may persist for multiple seasons after the event, as the communities may not have  
421 reached the end-point of recovery during the study period. The results of this study also suggest that  
422 supra-seasonal droughts may cause some communities to head towards a new ecological equilibrium  
423 rather than recover to their pre-disturbance composition; making the assessment of the end point of  
424 recovery more difficult. Supra-seasonal droughts may therefore effectively re-set ecological  
425 succession and during the initial recovery / recolonisation phase, and provide ecological and  
426 environmental space for new taxa to colonise. Quantifying the recolonisation and recovery of  
427 biological communities to extreme disturbances such as supra-seasonal drought is vital to provide the  
428 information required to ensure the persistence of biodiversity through the implementation of  
429 ecologically effective conservation and management strategies.

430

## 431 **Acknowledgements**

432 We would like to acknowledge the technical support of Stuart Ashby and Barry Kenny in undertaking  
433 this research. Natural England gave permission for invertebrate sampling and funded collection of  
434 hydrological data in Lathkill Dale through grants to JG. Kevin Bull (former Senior Reserve  
435 Manager/Group Coordinator, Derbyshire Dales National Nature Reserve) and Shaun Taylor (Reserve  
436 Manager, Derbyshire Dales National Nature Reserve) are thanked for their assistance and support.

437

438 **Reference**

- 439 Anderson MJ, Gorley RN, Clarke KR (2008) PERMANOVA+ for PRIMER: Guide to Software and  
440 Statistical Methods. Plymouth: PRIMER-E.
- 441 Arscott DB, Larned S, Scarsbrook MR, Lambert P (2010) Aquatic invertebrate community structure  
442 along an intermittence gradient: Selwyn River, New Zealand. *J. N. Am. Benthol. Soc.* 29: 530-  
443 545.
- 444 Aspin TW, Hart K, Khamis K, Milner AM, O'Callaghan MJ, Trimmer M, Wang Z, Williams GM,  
445 Woodward, G. and Ledger, M.E., 2019. Drought intensification alters the composition, body  
446 size, and trophic structure of invertebrate assemblages in a stream mesocosm experiment.  
447 *Freshwater Biol.*
- 448 Aspin TW, Matthews TJ, Khamis K, Milner AM, Wang Z, O'callaghan MJ and Ledger ME, 2018.  
449 Drought intensification drives turnover of structure and function in stream invertebrate  
450 communities. *Ecography* 41: 1992-2004.
- 451 Barton K 2018. Multi modal inference. R package version 1.42.1. Accessible at; [https://cran.r-](https://cran.r-project.org/web/packages/MuMIn/MuMIn.pdf)  
452 [project.org/web/packages/MuMIn/MuMIn.pdf](https://cran.r-project.org/web/packages/MuMIn/MuMIn.pdf).
- 453 Bates D, Maechler M, Bolker B, Walker S, Christensen RHB, Singmann H, Dai B, Scheipl F,  
454 Grothendieck G, Green P (2018) Linear Mixed-Effects Models using 'Eigen' and S4. R package  
455 version 1.1-18-1. Accessible at: <https://cran.r-project.org/web/packages/lme4/lme4.pdf>.
- 456 Benejam L, Angermeier PL, Munne A, Garcia Berthou E (2010) Assessing effects of water  
457 abstraction on fish assemblages in Mediterranean streams. *Freshwater Biol.* 55: 628-642.
- 458 Bogan MT, Lytle DA (2011) Severe drought drives novel community trajectories in desert stream  
459 pools. *Freshwater Biol.* 56: 2070-2081.
- 460 Bogan MT, Boersma KS, Lytle DA (2015). Resistance and resilience of invertebrate communities to  
461 seasonal and suprasonal drought in arid-land headwater streams. *Freshwater Biol.* 60: 2547-  
462 2558.

463 Boulton AJ (2003) Parallels and contrasts in the effects of drought on stream macroinvertebrate  
464 assemblages. *Freshwater Biol.* 48: 1173-1185.

465 Boulton AJ Lake PS (2008) Effects of drought on stream insects and its ecological consequences.  
466 *Aquatic insects: Challenges to populations*, pp.81-102.

467 Chadd RP, England JA, Constable D, Dunbar MJ, Extence CA, Leeming DJ, Murray-Bligh JA, Wood  
468 PJ (2017) An index to track the ecological effects of drought development and recovery on  
469 riverine invertebrate communities. *Ecol. Indic.* 82: 344-356.

470 Chessman BC (2015) Relationships between lotic macroinvertebrate traits and responses to extreme  
471 drought. *Freshwater Biol.* 60: 50–63.

472 Chester ET, Robson BJ (2011) Drought refuges, spatial scale and recolonization by invertebrates in  
473 non-perennial streams. *Freshwater Biol.* 56: 2094-2104.

474 Chester ET, Miller AD, Valenzuela I, Wickson SJ, Robson BJ (2015) Drought survival strategies,  
475 dispersal potential and persistence of invertebrate species in an intermittent stream landscape.  
476 *Freshwater Biol.* 60: 2066-2083.

477 Churchel MA, Batzer DP (2006) Recovery of aquatic macroinvertebrate communities from drought in  
478 Georgia piedmont headwater streams. *Am. Midl. Nat.* 156: 259-272.

479 Clarke KR, Gorley RN (2006) *PRIMER v6: User Manual/Tutorial*. PRIMER E-Ltd: Plymouth, UK.

480 Côté IM, Darling ES (2010) Rethinking Ecosystem Resilience in the Face of Climate Change. *PLoS*  
481 *Biol.* 8: DOI:10.1371/journal.pbio.1000438.

482 Datry T (2012) Benthic and Hyporheic invertebrate assemblages along a flow intermittence gradient:  
483 effects of duration of dry events. *Freshwater Biol.* 57: 563-574.

484 Datry T, Fritz K, Leigh C (2016) Challenges, developments and perspectives in intermittent river  
485 ecology. *Freshwater Biol.* 61: 1171-1180.

486 Datry T, Larned ST, Tockner K (2014) Intermittent rivers: a challenge for freshwater ecology.  
487 Bioscience. DOI: 10.1093/biosci/bit027.

488 Datry T, Larned ST, Fritz KM, Bogan MT, Wood PJ, Meyer EI, Santos EN (2013) Broad-scale  
489 patterns of invertebrate richness and community composition in temporary rivers: effects of  
490 flow intermittence. *Ecography* 36: 001-011.

491 Davy-Bowker J (2002) A mark and recapture study of water beetles (Coleoptera: Dytiscidae) in a  
492 group of semi-permanent and temporary ponds. *Aquat. Ecol.* 36: 435-446.

493 Dobrin M, Giberson DJ (2003) Life history and production of mayflies, stoneflies, and caddisflies  
494 (Ephemeroptera, Plecoptera, and Trichoptera) in a spring-fed stream in Prince Edward Island,  
495 Canada: evidence for population asynchrony in spring habitats? *Can J Zool.* 81: 1083-1095.

496 Fisher SG (1983) Succession in streams. In *Stream Ecology* (pp. 7-27). Springer, Boston, MA.

497 Fritz KM, Dodds WK (2004). Resistance and resilience of macroinvertebrate assemblages to drying  
498 and flood in a tall grass prairie stream system. *Hydrobiologia* 527: 99-112.

499 Gasith A, Resh VH (1999). Streams in Mediterranean climate regions: abiotic influences and biotic  
500 responses to predictable seasonal events. *Annu Rev Ecol Syst.* 30: 51-81.

501 Giller PS, Twomey H (1993) November. Benthic macroinvertebrate community organisation in two  
502 contrasting rivers: between-site differences and seasonal patterns. In *Biology and Environment:*  
503 *Proceedings of the Royal Irish Academy* (pp. 115-126). Royal Irish Academy.

504 Hill, MJ Milner, Vs (2018) Ponding in intermittent streams: a refuge for lotic taxa and a habitat for  
505 newly colonising taxa? *Sci. Total Environ.* 628-629: 1308-1316.

506 James ABW, Dewson ZS, Death RG (2008) Do stream macroinvertebrates use instream refugia in  
507 response to severe short-term flow reduction in New Zealand streams? *Freshwater Biol.* 53:  
508 1316–1334.

509 Kennen JG, Riskin ML, Charles EG (2014) Effects of streamflow reductions on aquatic  
510 macroinvertebrates: Linking groundwater withdrawals and assemblage response in southern  
511 New Jersey streams, USA. *Hydrolog. J. Sci.* 59: 545–561.

512 Lake PS (2003) Ecological effects of perturbation by drought in flowing waters. *Freshwater Biol.* 48:  
513 1161-1172.

514 Lake PS (2011). *Drought and Aquatic Ecosystems: Effects and Responses*. Wiley-Balckwell: Oxford,  
515 UK.

516 Larned ST, Datry T, Arscott DB, Tockner K, (2010) Emerging concepts in temporary-river ecology.  
517 *Freshwater Biol.* 5: 717–738.

518 Leberfinger K, Herrmann J, (2010) Secondary production of invertebrate shredders in open-canopy,  
519 intermittent streams on the island of Öland SE Sweden. *J. N. Am. Benthol. Soc.* 29: 934-944.

520 Leigh C, Bonada N, Boulton AJ, Hugueny B, Larned ST, Vander Vorste R, Datry T, (2016)  
521 Invertebrate assemblage responses and the dual roles of resistance and resilience to drying in  
522 intermittent rivers. *Aquat. Sci.* 78: 291–301.

523 Leunda PM, Oscoz J, Miranda R, and Ariño AH (2009) Longitudinal and seasonal variation of the  
524 benthic macroinvertebrate community and biotic indices in an undisturbed Pyrenean river.  
525 *Ecol. Indic.* 9: 52-63.

526 Lytle DA, Poff NL (2004) Adaptation to natural flow regimes. *Trends Ecol. Evo.* 19: 94-100.

527 Marsh T.J, Parry S, Kendon MC, Hannaford J (2013) The 2010-12 drought and subsequent extensive  
528 flooding. Centre for Ecology and Hydrology.

529 Met Office (2015) Accessible at:  
530 <http://www.metoffice.gov.uk/climate/uk/summaries/2012/annual/regional-values> [Last  
531 accessed 05/02/2016]

532 Milner AM, Robertson AL, Monaghan KA, Veal AJ, Flory EA (2008) Colonization and development  
533 of an Alaskan stream community over 28 years. *Front. Ecol. Environ.* 6: 413-419.

534 Parry S, Marsh T, Kendon MC (2013) 2012: from drought to floods in England and Wales. *Weather*  
535 68: 268-274.

536 Prudhomme C, Guintoli I, Robinson EL, Clark DB, Arnell NW, Dankers R, Fekete BM, Franssen W,  
537 Gerten D, Gosling SN, Hagemann S, Hannah DM, Kim H, Masaki Y, Satoh Y, Stacke T, Wada  
538 Y, Wisser D (2014) Hydrological droughts in the 21st Century, hotspots and uncertainties from  
539 a global multimodel ensemble experiment. *Proc. Natl. Acad. Sci. USA*: 111, 3262-3267.

540 R Development Core Team. (2015) R: a language and environment for statistical computing. R  
541 Foundation for Statistical Computing, Vienna.

542 Rahiz M, New M (2013) 21st century drought scenarios for the UK. *Water Resour. Manag.* 27: 1039-  
543 1061.

544 Ricklefs RE, & Schluter D (1993) Species diversity in ecological communities. 414 pp University of  
545 Chicago Press, Chicago IL.

546 Robson BJ, Chester ET, Austin CM (2011) Why life history information matters: drought refuges and  
547 macroinvertebrate persistence in non-perennial streams subject to a drier climate. *Marine and*  
548 *Freshwater Research* 62: 801-810.

549 Sarremejane R, Mykrä H, Bonada N, Aroviita J, Muotka T (2017) Habitat connectivity and dispersal  
550 ability drive the assembly mechanisms of macroinvertebrate communities in river networks.  
551 *Freshwater Biol.* 62: 1073–1082.

552 Sheldon F, Bunn SE, Hughes JM, Arthington AH, Balcombe SR, Fellows CS (2010) Ecological roles  
553 and threats to aquatic refugia in arid landscapes: dryland river waterholes. *Mar. Freshwater Res.*  
554 61: 885-895.

555 Skoulikidis NT, Sabater S, Datry T, Morais MM, Buffagni A, Dörflinger G, Zogaris S, del Mar  
556 Sánchez-Montoya M, Bonada N, Kalogianni E, Rosado J (2017) Non-perennial Mediterranean  
557 rivers in Europe: status, pressures, and challenges for research and management. *Sci. Total*  
558 *Environ.* 577: 1-18.

559 Soria M, Leigh C, Datry T, Bini LM, Bonada N (2017) Biodiversity in perennial and intermittent  
560 rivers: a meta analysis. *Oikos* 126: 1078-1089.

561 Sponseller RA, Grimm NB, Boulton AJ, Sabo JL (2010) Responses of macroinvertebrate  
562 communities to long-term flow variability in a Sonoran Desert stream. *Global Change Biol.* 16:  
563 2891-2900.

564 Stubbington R, Boulton AJ, Little S, Wood PJ (2015) Changes in invertebrate assemblage  
565 composition in benthic and hyporheic zones during a severe suprasedasonal drought. *Freshw.*  
566 *Sci.* 34, 344-354.

567 Stubbington R, Datry T (2013) The macroinvertebrate seedbank promotes community persistence in  
568 temporary rivers across climate zones. *Freshwater Biol.* 58: 1202-1220.

569 Stubbington R, Gunn J, Little S, Worrall TP, Wood PJ (2016) Macroinvertebrate seedbank  
570 composition in relation to antecedent duration of drying and multiple wet-dry cycles in a  
571 temporary stream. *Freshwater Biol.* 61: 1293-1307

572 Stubbington R, Wood PJ, Reid I, Gunn J (2011) Benthic and hyporheic invertebrate community  
573 responses to seasonal flow recession in a ground water dominated stream. *Ecohydrology* 4:  
574 500-511.

575 Stubbington R, Greenwood AM, Wood PJ, Armitage PD, Gunn J, Robertson AL (2009) The response  
576 of perennial and headwater stream invertebrate communities to hydrological extremes.  
577 *Hydrobiologia* 630: 229-312.

578 Stubbington R, Wood PJ, Boulton AJ (2009a) Low flow controls on benthic and hyporheic  
579 macroinvertebrate assemblages during supra-seasonal drought. *Hydrol. Process* 23: 2252-2263.

580 Vadher AN, Leigh C, Millett J, Stubbington R, Wood PJ (2017) Vertical movements through  
581 subsurface stream sediments by benthic macroinvertebrates during experimental drying are  
582 influenced by sediment characteristics and species traits. *Freshwater Biol.* 62: 1730-1740.

583 Vander Vorste R, Corti R, Sagouis A, Datry T (2015) Invertebrate communities in gravel bed, braided  
584 rivers are highly resilient to flow intermittence. *Freshw. Sci.* DOI: 10.1086/683274.

585 Verberk WCEP, Siepel H, Esselink H (2008). Life-history strategies in freshwater macroinvertebrates.  
586 *Freshwater Biol.* 53: 1722-1738.

587 White JC, House A, Punchard N, Hannah DM, Wilding MA, Wood PJ (2018). Macroinvertebrate  
588 community responses to hydrological controls and groundwater abstraction effects across  
589 intermittent and perennial headwater streams. *Sci. Total Environ.* 610-611: 1514–1526.

590 Williams DD, Hynes HBN (1976). The recolonization mechanisms of stream benthos. *Oikos* 27: 265–  
591 272.

592 Williams, DD (2006). *The Biology of Temporary Waters*. Oxford University Press, Oxford.

593 Wright JF, Clarke RT, Gunn RMJ, Kneebone NT, Davy-Bowker J (2004) Impact of major changes in  
594 flow regime on the macroinvertebrate assemblages of four chalk stream sites, 1997-2001. *River*  
595 *Res. and Appl.* 20: 775-794.

596 Wood PJ, Armitage PD, (2004) The response of the macroinvertebrate community to low flow  
597 variability and suprasonal drought within a groundwater dominated stream. *Arch Hydrobiol.*  
598 161: 1-20.

599 Wood PJ, Gunn J, Smith H, Abas-Kutty A (2005) Flow permanence and macroinvertebrate  
600 community diversity within groundwater dominated headwater streams and springs.  
601 *Hydrobiologia* 545: 55-64.



- 602 Wood PJ, Petts GE (1999) The influence of drought on chalk stream macroinvertebrates. *Hydrol.*  
603 *Process* 13: 387-399.

604 **Tables**

605 Table 1 - Univariate analysis for differences in taxonomic richness, total abundance and abundance of  
 606 individual taxon associated with intermittence (ephemeral and near perennial, n=2), month (n =12)  
 607 and the interaction of these factors.

608

Metric	Intermittence		Month		Month x Intermittence		R <sup>2</sup> c
	Stat value	p value	Stat value	p value	Stat value	p value	
Taxonomic richness	4.34	< <b>0.001</b>	-0.77	0.443	0.15	0.880	62.56
Abundance	3.80	< <b>0.001</b>	0.75	0.450	-0.62	0.619	62.11
<i>Baetidae</i>	1.63	0.103	-1.24	0.214	3.56	< <b>0.001</b>	70.48
<i>Asellus aquaticus</i>	-1.61	0.106	3.40	< <b>0.001</b>	-0.41	0.682	67.02
<i>Seretella ignita</i>	N/A	N/A	N/A	N/A	N/A	N/A	N/A
<i>Gammarus pulex</i>	2.50	<b>0.012</b>	1.59	0.110	-0.63	0.530	57.06
<i>Isoperla grammatica</i>	5.04	< <b>0.001</b>	6.70, -6.52, 6.39	<0.001	-0.564	0.574	42.76
<i>Perlodes mortoni</i>	2.57	<b>0.026</b>	-2.45	<b>0.025</b>	4.79	< <b>0.001</b>	46.01

609 Table 2 - Spearman's rank correlation coefficients calculated among temporal macroinvertebrate  
610 communities (serial RELATE analyses) at each site.

	Site	Spearman's correlation ( $\rho$ )
<b>Ephemeral sites</b>	1	0.013
	2	0.255
	3	0.572***
	4	0.079
	5	0.178
	6	0.055
<b>Near perennial sites</b>	7	0.626***
	8	0.593***
	9	0.635***
	10	0.609***
	11	0.539***

\*\*\*  $p < 0.01$

611

612 **Figure captions**

613 Figure 1 – Location of study river (a) and sampling reach and sites (b): ephemeral sites comprises  
614 sites 1- 6 and near perennial comprises sites 7-11.

615 Figure 2 - Number of taxa (a) and log<sub>10</sub> macroinvertebrate abundance (b) across the sampling period  
616 in ephemeral (E) and near perennial (NP) river reaches on R. Lathkill (UK). *Surface flow was*  
617 *maintained in near perennial sites throughout the study period. Flow remained ephemeral in*  
618 *ephemeral sites and streambed drying occurred for; (1) ca. 28 days from mid-March 2012, (2) ca. 39*  
619 *days from mid-May 2012; and (3) ca. 46 days from early Aug 2012.*

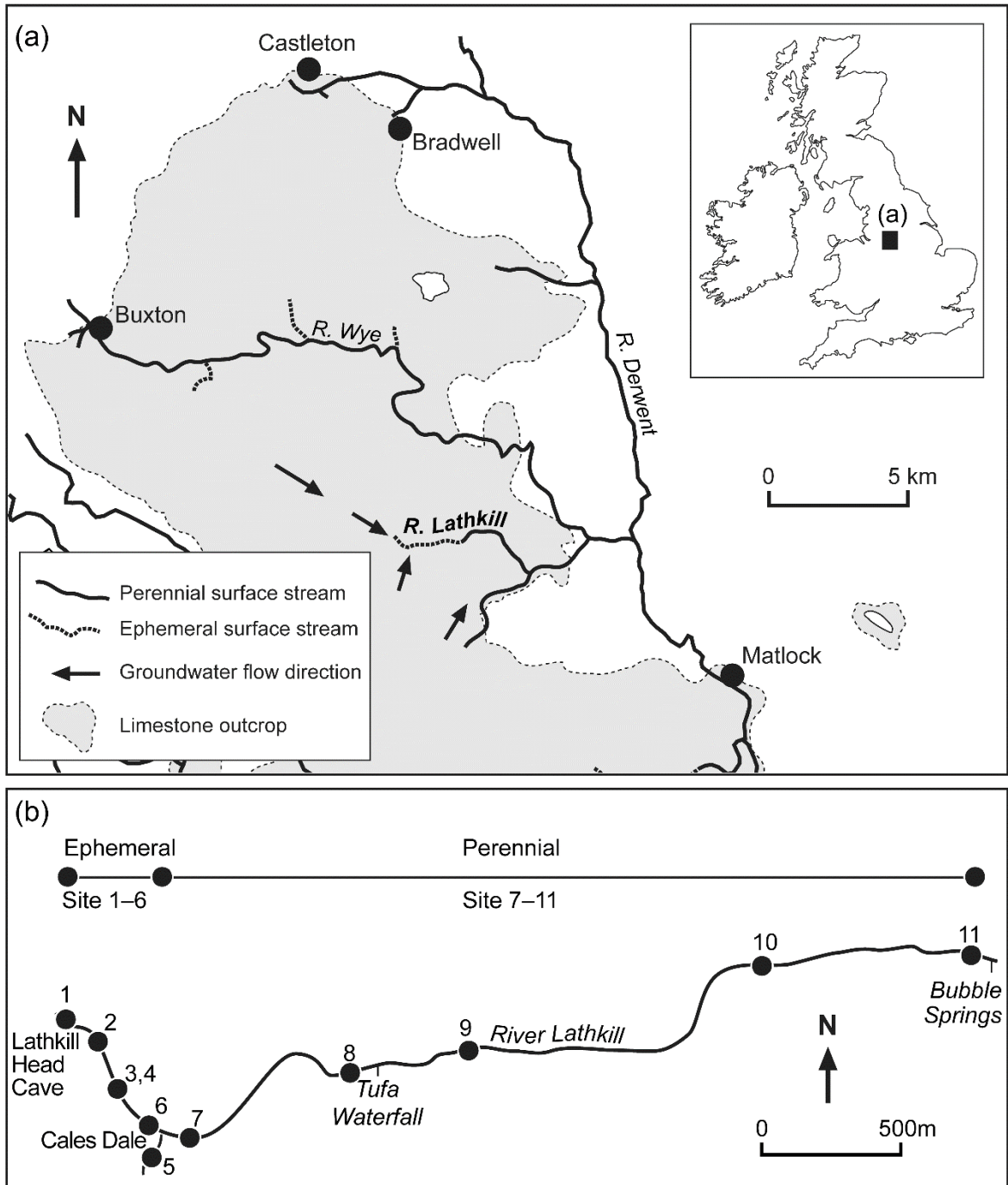
620 Figure 3 – NMDS ordination of macroinvertebrate assemblages from near perennial and ephemeral  
621 study sites (a) and; centroid NMDS plots of macroinvertebrate communities from the 12 sampling  
622 periods in ephemeral (b) and near perennial sites (c).

623 Figure 4 - Species accumulation plot for the months sampled from the ephemeral and near perennial  
624 sites) river reaches on R. Lathkill (UK). *Surface flow was maintained in near perennial sites*  
625 *throughout the study period. Flow remained ephemeral in ephemeral sites and streambed drying*  
626 *occurred for; (1) ca. 28 days from mid-March 2012, (2) ca. 39 days from mid-May 2012; and (3) ca.*  
627 *46 days from early Aug 2012.*

628 Figure 5 - Mean *Asellus aquaticus* (a) *Gammarus pulex* (b) *Isoperla grammatica* (c) *Serratella ignita*  
629 (d) Baetidae (e) and *Perlodes mortoni* (f) abundance from each sampling month from ephemeral  
630 (ephemeral sites: E) and near perennial (near perennial sites: NP) study sites on the R. Lathkill (UK).  
631 *Surface flow was maintained in near perennial sites throughout the study period. Flow remained*  
632 *ephemeral in ephemeral sites and streambed drying occurred for; (1) ca. 28 days from mid-March*  
633 *2012, (2) ca. 39 days from mid-May 2012; and (3) ca. 46 days from early Aug 2012.*

634

635 Figure 1



636

637

638

639

640

641

642

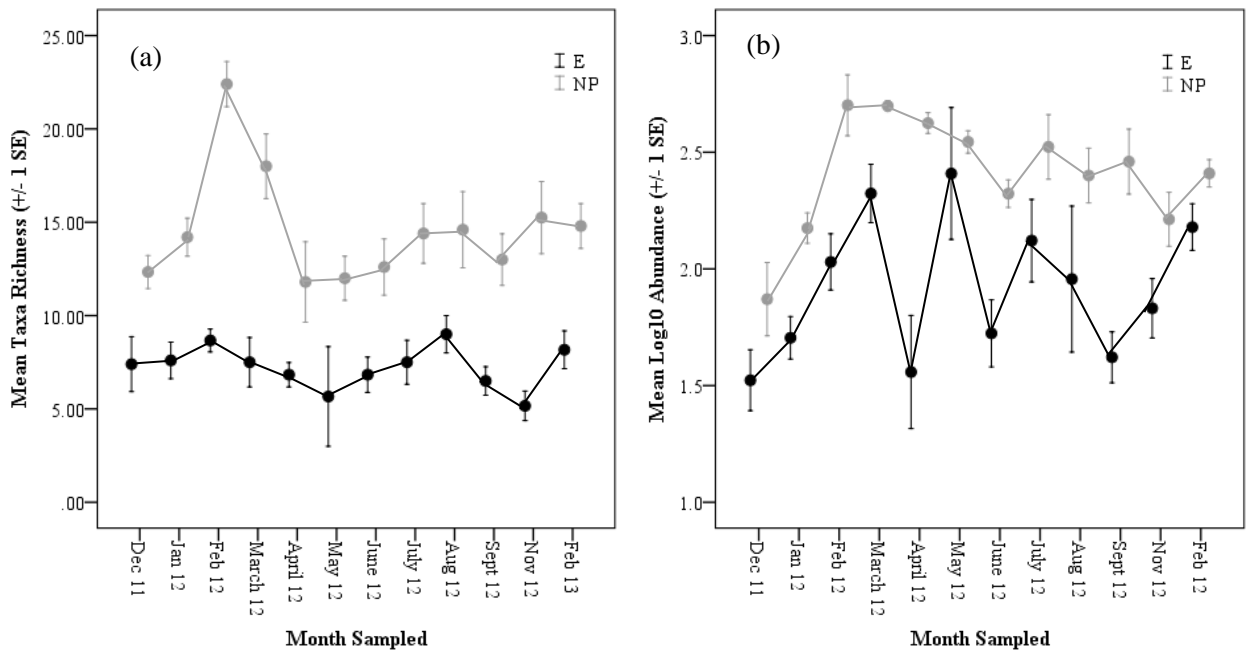
643

644

645

646 Figure 2

647  
648  
649  
650  
651  
652  
653  
654  
655  
656  
657  
658  
659  
660  
661  
662  
663  
664  
665  
666  
667  
668  
669  
670  
671  
672  
673  
674  
675  
676  
677  
678  
679  
680  
681  
682



683 Figure 3

684  
685

686  
687

688

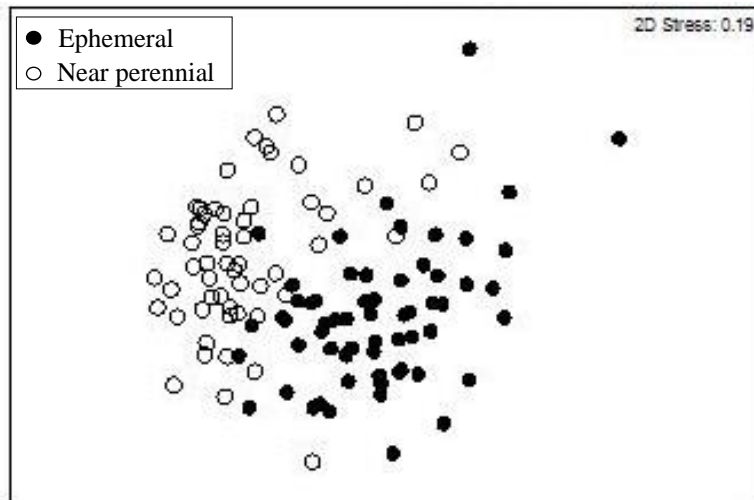
689  
690

691  
692

693  
694

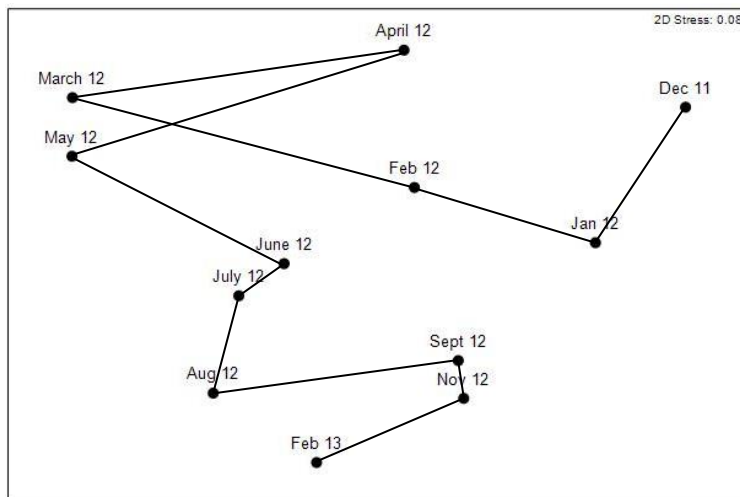
695

(a)



696

(b)



697

698

699

700

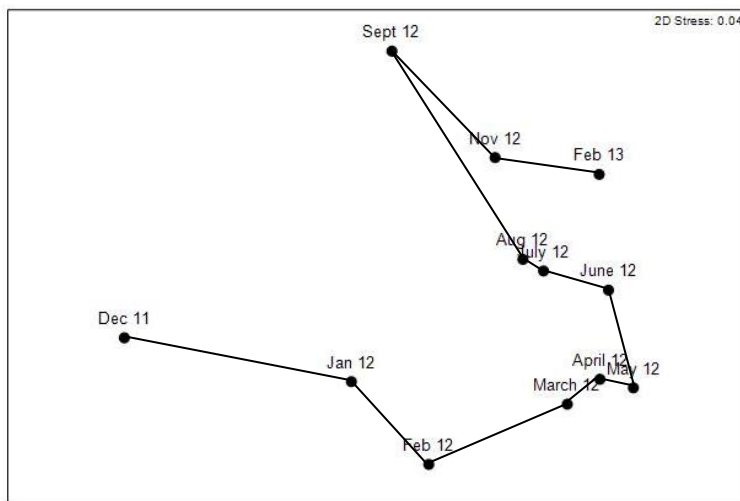
701

702

703

704

(c)



705

706

707

708

709

710

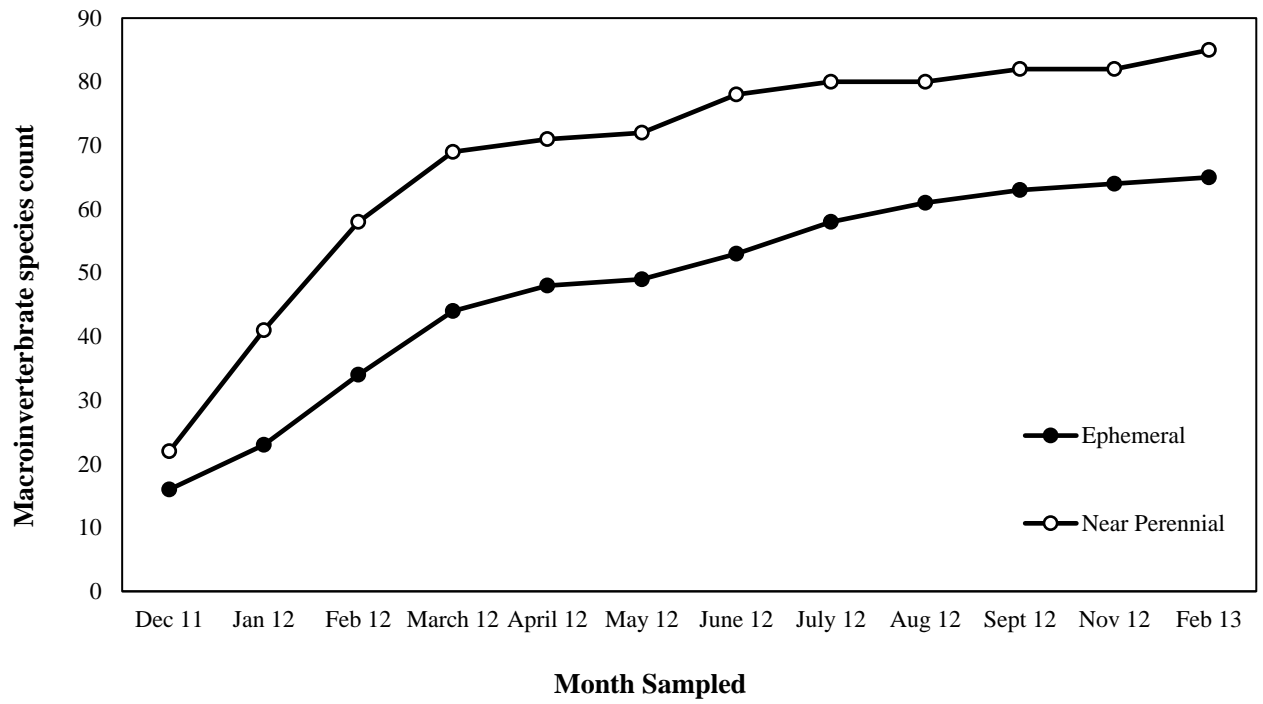
711

712

713

714

715 Figure 4



716



717 Figure 5

718  
719  
720

721  
722  
723  
724  
725  
726  
727  
728  
729

730  
731  
732

733  
734  
735  
736  
737  
738  
739

740  
741  
742  
743  
744

745  
746  
747  
748  
749

750  
751  
752  
753  
754  
755  
756  
757  
758  
759  
760

761  
762  
763  
764  
765  
766  
767  
768  
769

