

1 **Production of and responses to unimodal and multimodal signals in wild**
2 **chimpanzees, *Pan troglodytes schweinfurthii***

3 Claudia Wilke^a, Eithne Kavanagh^a, Ed Donnellan^{a,b}, Bridget M. Waller^c, Zarin P.
4 Machanda^{d,e}, Katie E. Slocombe^a

5
6 ^a Department of Psychology, University of York, York, U.K.

7 ^b Department of Psychology, University of Sheffield, Sheffield, U.K.

8 ^c Department of Psychology, University of Portsmouth, Portsmouth, U.K.

9 ^d Department of Human Evolutionary Biology, Harvard University, Cambridge, MA, U.S.A.

10 ^e Department of Anthropology, Tufts University, Medford, MA, U.S.A.

11 Received 10 June 2016

12 Initial acceptance 26 July 2016

13 Final acceptance 12 September 2016

14 MS number 16-00514

15 **Correspondence:** K. Slocombe, Department of Psychology (office B201), University of
16 York, Heslington, York YO10 5DD, U.K.

17 E-mail address: Katie.slocombe@york.ac.uk

18

19

20

21

22

23

24

25

26 **ABSTRACT**

27

28 Animals communicate using a vast array of different signals in different modalities. For
29 chimpanzees, vocalizations, gestures and facial expressions are all important forms of
30 communication, yet these signals have rarely been studied together holistically. The current
31 study aimed to provide the first comprehensive repertoire of flexibly combined ('free')
32 multimodal (MM) signals, and assess individual and contextual factors influencing
33 production of, and responses to, unimodal (UM) and MM signals in wild chimpanzees. In
34 total, 48 different free MM signals were produced. MM signals were produced at a
35 significantly lower rate than UM signals, but 22 of 26 focal animals were observed to
36 produce free MM signals. The relative production rates of different types of UM and MM
37 signals differed significantly between the behavioural contexts investigated, showing flexible
38 use of signals across contexts. In contrast, individual factors such as age, sex or rank of
39 signaller did not appear to influence the type of signal produced or the likelihood of eliciting
40 a response. Finally, we compared recipient responses to free MM grunt-gesture signals and
41 matched UM component signals and found that these MM signals were more likely to elicit a
42 response than a grunt alone, but were as likely to elicit a response as the gesture alone. The
43 overall findings point to a widespread capacity for wild chimpanzees to flexibly combine
44 signals from different modalities and highlight the importance of adopting a multimodal
45 approach to studying communication.

46

47 **KEY WORDS**

48

49 chimpanzee, communication, multimodal, recipient response, signal production

50

51 INTRODUCTION

52

53 Despite most animals producing multimodal (MM) signals (Hebets & Papaj, 2005; Rowe,
54 1999), researchers often focus on a single signal type (e.g. vocalizations), to the exclusion of
55 all others. Reliance on such a unimodal (UM) approach to communication is particularly
56 prevalent in nonhuman primate (primate) communication research; however, this approach
57 unfortunately makes comparisons across modalities difficult and biases our understanding of
58 the characteristics of signals in different modalities (Liebal, Waller, Slocombe & Burrows,
59 2013; Slocombe, Waller, & Liebal, 2011). Moreover, the MM signals that most animals
60 produce are not captured by unimodal methods, and an important aspect of potential
61 complexity in animal signalling may be lost as a consequence (Partan & Marler, 1999). Thus,
62 we advocate that a MM approach that simultaneously investigates UM and MM signals using
63 comparable methods is necessary to gain a comprehensive understanding of communication
64 in any given species.

65 There are, however, some discrepancies and disagreements in the literature as to the
66 definition of MM signals. In this paper we focus on ‘dynamic’ signals that ‘have a limited
67 duration and require an action by the signaller to initiate (turn ‘on’) and to terminate the
68 signal’, as this differentiates these signals from ‘state’ signals, which have static features that
69 cannot be ‘turned off’, such as feather coloration (Smith & Evans, 2013, p. 1390). In terms of
70 modality, while we acknowledge contrasting definitions in the literature (e.g. Higham &
71 Hebets, 2013), we adopt the definition advocated by Waller, Liebal, Burrows and Slocombe,
72 (2013). Rather than determining modality based on the sensory channels through which a
73 signal is sent, such as auditory or visual signals, we use the term to refer to the type of
74 communicative act commonly described in the literature in a given species (e.g. gestures,
75 vocalizations and facial expressions in chimpanzees). Waller et al. (2013) argued that

76 different cognitive processes or mechanisms may underlie different communicative acts, even
77 if produced through the same sensory channel (such as gestures and facial expressions), and a
78 single act can often produce sensory information through different channels (e.g. hand-
79 clapping produces audio and visual output). Equally, it is important to distinguish between
80 'fixed' and 'free' MM signals. Fixed signals (Smith, 1977) are those whose component
81 signals are necessarily combined due to the mechanics of signal production (e.g. a 'pant hoot
82 face' necessarily accompanies a 'pant hoot' vocalization in chimpanzees). Conversely, free
83 (also referred to as 'flexible' or 'fluid') MM signals are those whose components may be
84 produced separately or combined flexibly with other signals (Tomasello, 2008). Finally, there
85 is variation in the literature as to how MM signals are operationally identified. While fixed
86 MM signals necessarily occur simultaneously, when considering free MM signals, some
87 studies have looked for temporal overlap between signals (Partan, Larco & Owens, 2009),
88 while others allow a margin of up to 10 s between the individual signals comprising a MM
89 signal (Pollick & de Waal, 2007).

90 MM signal production has been reported in numerous taxa as diverse as ants (Uetz &
91 Roberts, 2002), monkeys (Partan, 2002) and cowbirds (Cooper & Goller, 2004), and can
92 involve the combination of a variety of different signals, such as seismic and visual signals
93 (Hebets, 2008), or vocal and visual signals (de Luna, Hoedl & Amezcuita, 2010; Partan,
94 Larco & Owens, 2009). MM signals have been reported across a range of contexts, including
95 alarm behaviour (e.g. Partan, Larco & Owens, 2009), aggressive interactions (e.g. Schwartz,
96 1974) and courtship (e.g. Hebets & Uetz, 1999). Several scientists have suggested that MM
97 signalling can have several advantages over UM signalling for both producer and receiver,
98 including increased signal detection and memorability, disambiguation of signals and
99 allowing for more information to be transmitted (Liebal et al., 2013; Partan & Marler, 1999;
100 2005; Rowe, 1999).

101 In line with a framework offered by Partan and Marler (1999), the function of a MM signal
102 can be determined by comparing recipient responses to the MM signal and the UM
103 components in isolation. In the case of fixed vocal-visual MM signals, this has often been
104 determined through careful experiments that used playbacks for vocal signals and animated
105 models to test responses to visual signals. Although experiments remain the best way to study
106 MM signal function and have been applied to free MM signals (Partan, Larco & Owens,
107 2009; 2010), the function of these signals can also be examined by collection of careful
108 observational data on recipient responses to the MM signal and its component parts when
109 produced unimodally. Broadly, MM signals can be categorized into (1) redundant
110 combinations where recipients produce the same response to the component UM signals and
111 the MM signal, but the response to the MM signal may be enhanced, and (2) nonredundant
112 combinations where recipients produce different responses to the component UM signals,
113 with possibilities for the responses to the MM signal to be different from those to the UM
114 components (emergence) or more similar to those to one of the UM signals (dominance). To
115 date, although MM signals are well documented in the animal kingdom, and have been
116 rigorously investigated with elegant experiments in a number of nonprimate species, there is
117 a lack of comparable investigation into MM communication in primate species (Liebal et al.
118 2013).

119 Understanding the communicative abilities of primates is not only important for establishing
120 a window into their complex social world and cognitive abilities, but also for understanding
121 human language evolution. Mapping out the differences and similarities in communicative
122 abilities of humans and our closest living relatives may help us discern which are the derived,
123 uniquely human aspects of language and which may have built on abilities already present in
124 common ancestors with extant primates. In addition, characteristics of primate vocal and
125 gestural communication provide key lines of evidence for theories concerning whether

126 language has vocal or gestural origins (Slocombe, Waller & Liebal, 2011). Among the
127 primates, chimpanzees, our closest living relatives, provide the best model of what our last
128 common ancestor might have been capable of, and thus play a critical role in informing
129 debates on the evolutionary origins of human language (Hayashi, 2007; Watson et al, 2015;
130 Schel, Machanda, Townsend, Zuberbühler & Slocombe, 2013; Taglialatela, Russell,
131 Schaeffer & Hopkins, 2011; Hobaiter & Byrne, 2011a).

132 For chimpanzees, vocalizations, gestures and facial expressions are all important
133 forms of communication, and previous UM research on these different types of signals have
134 investigated characteristics such as intentionality (e.g. Leavens, Hopkins & Thomas, 2004;
135 Schel, Townsend, Machanda, Zuberbühler, & Slocombe, 2013; Hopkins, Taglialatela &
136 Leavens, 2011), referentiality (e.g. Slocombe & Zuberbühler, 2005; 2006; Crockford, Wittig
137 & Zuberbühler, 2015), flexible use across contexts (e.g. Hobaiter & Byrne, 2011) and
138 audience effects (e.g. Gruber & Zuberbühler, 2013; Leavens, Hopkins & Bard, 1996; Kalan
139 & Boesch, 2015; Schel, Machanda, et al, 2013; Slocombe & Zuberbühler, 2007; Slocombe et
140 al. 2010; Townsend & Zuberbühler, 2009). On the surface, this UM work indicates that
141 gestures, vocalizations and facial expressions differ in terms of these characteristics;
142 however, few studies have attempted to examine these characteristics in a comparable
143 manner in multiple modalities, so such conclusions may be premature (Slocombe et al.,
144 2011). One study that has successfully examined different types of signal within a single
145 experimental paradigm explored whether captive chimpanzees could selectively produce a
146 signal appropriate to the attentional state of a human. Leavens, Russell and Hopkins (2010)
147 showed that chimpanzees, while begging from a human experimenter, used more visual
148 gestural signals when the researcher was facing towards them, and more tactile and vocal
149 signals when they were facing away.

150 Despite the wealth of research on the production of vocal, gestural and facial signals in
151 isolation, the combination of these signal types into MM signals in chimpanzees is virtually
152 unexplored (Liebal et al., 2013; Slocombe, Waller & Liebal, 2011). Important exceptions to
153 this include an experimental study probing recipient integration of signals from different
154 modalities, which revealed that chimpanzees can cross-modally match facial expressions and
155 vocalizations (Parr, 2004). In addition, Parr found that either the vocal or facial components
156 were more salient to the chimpanzees depending on the signal type (e.g. the vocal component
157 of a pant hoot signal was more salient than the facial component). From a production
158 perspective, a recent study by Taglialatela et al. (2015) indicated that approximately 50% of
159 captive chimpanzee vocalizations were accompanied by nonvocal signals (e.g. gestures, fear
160 grimace) or behaviours (e.g. chase, play), and that these combined signals were more likely to
161 be directed towards another individual than vocal signals alone. This indicates that
162 chimpanzees may use signal combinations from different modalities strategically to meet
163 specific sociocommunicative goals. Focusing on the combination of gestural signals with
164 vocal or facial signals in captive chimpanzees, Pollick and de Waal (2007) found 21% of
165 chimpanzee signals were MM. However, the operational definition of MM signals probably
166 captured MM sequences as well as signals, as signals occurring within 10 s of each other
167 were counted as MM signals. Perhaps surprisingly, MM signals were not found to be more
168 effective in eliciting a response than UM signals. However, unfortunately, this study's
169 findings are difficult to interpret as the analyses also suffer from pseudoreplication (Waller et
170 al. 2013). Despite variation in how these two studies define a MM signal, it seems that in
171 captivity, where visibility of group members is usually excellent, vocal, gestural and facial
172 signals may be commonly combined into MM sequences or signals. The degree to which
173 chimpanzees produce MM signals in their visually dense natural habitat, and whether in a
174 wild setting MM signals are more effective at eliciting responses than UM signals, remains

175 unknown. In addition, despite free MM signals having the potential to generate new meaning
176 (emergent function; Partan & Marler, 1999) and to indicate cognitive complexity relevant to a
177 language evolution perspective (Slocombe, Waller & Liebal, 2011), we are currently lacking
178 a MM repertoire and an understanding of how common and varied such free combinations
179 may be.

180 In this study we attempted to address these issues and systematically investigated the UM and
181 MM communication of wild chimpanzees, by taking an integrated MM approach. We
182 considered MM signals temporally overlapping combinations of vocal, gestural and facial
183 signals. We aimed to provide the first MM signal repertoire, understand the individual and
184 contextual factors that affect UM and MM signal production, and compare the recipient
185 responses to MM and matched UM signals.

186 In terms of signal production, we predicted that the rate of UM signal production would be
187 significantly higher than that of MM signals. Furthermore, we expected MM rates may be
188 lower than those found in captivity, due to adoption of stricter criteria and the more restricted
189 transmission of visual signals in a dense forest environment. Second, in terms of individual
190 factors, we expected that younger, female or more subordinate individuals may show higher
191 rates of MM than UM signals, as they may need to show more elaboration in signalling in
192 order to elicit responses than older, male, dominant individuals. Third, focusing on UM
193 signals, given that captive chimpanzees modulate signal type depending on the recipient's
194 visual attention (Leavens, Russell & Hopkins, 2010), we predicted that relative rates of vocal,
195 gestural and facial signals would vary with context, with higher rates of gestures and facial
196 expressions in contexts where visual signals would be most visible for receivers (e.g. rest,
197 groom).

198 In terms of recipient responses, we predicted that MM signals would elicit significantly
199 higher proportions of recipient responses than matched UM signals, as increased recipient
200 responses to MM signals have been repeatedly found in rigorous nonprimate studies
201 (reviewed in Liebal et al., 2013), because recipients are more likely to detect and attend to
202 these more elaborate and salient signals. We also predicted that recipient responses would be
203 more likely when the signaller was more dominant and there were more recipients in the
204 vicinity.

205

206 **METHODS**

207

208 *Study Site and Subjects*

209 This study was carried out in Kibale National Park, located in western Uganda (0°13' –
210 0°41'N and 30°19' –30°32'E) in 2013 –2015. A detailed description of the characteristics of
211 the forest can be found in Chapman and Wrangham (1993). The study animals were a wild
212 group of chimpanzees, the Kanyawara community. In 2013, the group comprised
213 approximately 57 individuals (Muller & Wrangham, 2014), and occupied a home range of
214 around 16.4 km² (Wilson, Kahlenberg, Wells & Wrangham, 2012). The community is
215 entirely habituated and have been followed and studied regularly since 1987 by the Kibale
216 Chimpanzee Project (Wrangham, Clark & Isabirye-Basuta, 1992; Georgiev et al., 2014).
217 Specifically, the individuals included in this study were 13 males and 13 females, from 8 to
218 47 years old (see Table 1). These individuals were chosen on the basis that they were easy to
219 find and follow, ensuring that as much high-quality focal time as possible could be collected
220 for each individual. Dominance ranks were established by calculating a modified David's
221 score, MDS (de Vries, Stevens & Vervaecke, 2006), for all individuals for which long-term
222 field assistant data on decided aggressive interactions and submissive pant grunt

223 vocalizations were available (these data were unavailable for some younger individuals; their
224 rank was noted as NA). MDS was calculated for males and females separately and all males
225 were ranked above all females, as all of these males had dominated the females.

226

227 Table 1. ID, sex, age and rank of the 13 male and 13 female focal individuals

ID	Sex	Age (years)	Rank
AJ	M	39	4
AL	F	31	12
AT	M	14	7
AZ	M	9	NA
BB	M	47	5
BO	M	10	NA
ES	M	19	1
LK	M	31	3
LN	F	16	16
ML	F	16	14
NP	F	13	18
OG	M	12	NA
OM	F	8	NA
OT	F	15	19
OU	F	34	9
PB	M	18	6
PO	F	14	15
TG	F	33	10

TJ	M	18	2
TS	F	8	NA
TT	M	13	NA
UM	F	32	13
UN	M	9	NA
WA	F	22	17
WL	F	21	11
YB	M	40	8

228 Age in 2013, the first year of data collection. Rank order is based on the modified David's
229 score. NA indicates young individuals for whom these data were not available.

230

231 *Equipment*

232 All focal observational data were collected with a Panasonic HDC-SD90 camcorder, with a
233 Sennheiser MKE 400 microphone attached. Recipient responses were recorded with a second
234 camcorder: a Panasonic HDC-SD40. Videos were coded using Noldus Observer XT 10 event
235 logging software (<http://www.noldus.com/animal-behavior-research>) for observational data.

236

237 *Ethical Note*

238 This study complied with the ASAB/ABS guidelines for the use of animals in research;
239 ethical approval was granted by the Biology Ethics Committee (University of York). The
240 Ugandan Wildlife Authority and the Ugandan National Council for Science and Technology
241 granted permission to carry out the study in Uganda.

242

243 *Data Collection*

244 All data were collected February–May 2013 and June 2014 –March 2015, between 0800 and
245 1830 hours. Focal animal sampling (Altmann, 1974) was employed in order to collect
246 observational data on the 26 focal individuals. Focal animals were only sampled once a day
247 and were chosen in a way that maximized the quality and spread of data across target
248 individuals. Initially, once a party of chimpanzees were located, the target animal with the
249 best visibility for clear filming was chosen as the focal individual, but later on in the study
250 period target individuals with the least focal time were prioritized.

251

252 **Focal animal signal production**

253 Focal samples consisted of 15 min of continuous video observation of one focal animal. The
254 aim was to capture on video a complete view of all facial, gestural and vocal signals
255 produced by the focal individual. Thus the camera was zoomed in as close as possible, while
256 still capturing the whole body of the chimpanzee. The researcher commentated all
257 vocalizations in real time, to ensure that even quiet vocalizations that could not be picked up
258 by the microphone were recorded. If individuals moved out of sight and earshot during a
259 focal observation, this time was coded as ‘out of sight’ (OOS) and excluded from any further
260 analysis. Samples containing more than 10 min of OOS time were excluded from further
261 analysis, meaning the analysed samples range from 5 to 15 min and all had a good level of
262 visibility of the focal animal. As we were interested in social communication, only focal
263 samples during which the focal individual was in a party (i.e. there were other independent
264 individuals within 30 m; Slocombe et al, 2010) were included in this analysis. Thus this
265 excluded times when mothers were alone, with only their infants, as mother – infant

266 communication could not be examined in the majority of the focal individuals, who were not
267 mothers.

268

269 **Recipient responses**

270 To collect the response of other individuals to any signals produced by the focal individual, a
271 second researcher used a camcorder to capture the signals and behaviour of as many of the
272 individuals closest to the focal animal (within 5 m) as possible.

273

274 *Video Coding*

275 Video coding with Observer XT 10 software was used to extract continuous details about the
276 behavioural context and modality availability of the focal individual, as well as all their UM
277 and MM signal production (see detailed definitions below). By coding the context and
278 modality availability continuously we were able to calculate accurate rates of signal
279 production in each context, as a function of the time each specific modality could be reliably
280 detected. The types of behaviours elicited from individuals within 5 m of the focal individual,
281 in response to each focal signal, were also coded from the videos (see detailed definitions of
282 these responses below). Recipient responses were only coded for the 32 h of video data for
283 which a second observer was present to capture these on a second video camera.

284

285 *Definitions*

286 **Behavioural contexts**

287 Eight behavioural contexts were defined and coded, but only four occurred frequently enough
 288 across focal animals to be examined further in terms of signal production rates (rest, groom,
 289 feed, travel; see Table 2). For these four contexts, the requisite behaviour had to continue for
 290 at least 20 s (a break of up to 5 s is permissible during this time), after which breaks of up to
 291 15 s were permissible, as long as the individual always returned to the original behaviour. For
 292 the repertoire and number of instances of different MM combinations (see Table 5 below and
 293 Table S3 in the Supplementary material), all contexts were included i.e. all available video
 294 time, in order to establish a more comprehensive picture of the types of signals that the focal
 295 individuals were motivated to combine.

296

297 Table 2. Description of the behavioural contexts of the focal individual

Behavioural context	Description
Rest	When the focal animal is sitting or lying down relatively still with eyes open, and for most of the time not feeding, grooming or playing. Also includes time spent self-grooming (attending to their own body/fur: combing through the fur or picking at the skin to remove dirt or parasites)
Feed	When the focal animal is collecting and eating, or extracting moisture from, food (e.g. leaves, bark, fruit, honey). It may move short distances in the process of doing this. If it resumes feeding after a period of chewing, this continues to be counted as feeding. If it chews for more than 3 min without resuming collecting and eating more food after this, this is coded as resting after 3 min of chewing

Groom with other	When the focal animal is attending to the body/fur of another individual: combing through the fur or picking at the skin to remove dirt or parasites
Travel	When the focal animal is walking or running for most of the time (may sometimes halt for brief periods). Movement associated with play (such as chasing), feeding (such as moving short distances for foraging), displaying or aggression is not regarded as ‘travel’
Other	Includes sleep (eyes closed and no movement), social play (Nishida et al., 1999), aggression (includes threats, chasing, physical violence, etc.) and display (includes charging, body swaying, branch shaking, dragging and throwing, etc., see Nishida et al., 1999)

298

299 Some behaviours could occur simultaneously; thus there was a hierarchy when coding, with
300 the more active (generally also rarer) behaviour being given precedence: travel>feed,
301 display>travel, play>travel, aggression>travel, aggression>display, play>feed, groom with
302 other>self-groom. It was occasionally the case that an individual would be involved in an
303 agonistic interaction and then rest, feed, travel or groom immediately afterwards. In these
304 cases, behavioural contexts were still based on the current behaviour of the individual; thus
305 rest, feed, groom and travel contexts also include postconflict periods.

306

307 **Modalities available**

308 This behavioural coding group was used to capture which type of signals produced by the
309 focal individual could be coded reliably from the video at all times (see Supplementary Table

310 S1). It was frequently the case that only signals in one or two modalities could be accurately
311 captured due to the orientation of the focal animal (e.g. face may not be visible) or distance of
312 observer to the chimpanzee (e.g. quiet vocalizations may not be detected). This was coded so
313 it could be taken into account when calculating rates of signal production.

314 To be coded as a 'modality available', the requisite modality had to be available for at least
315 20 s (a break of up to 5 s is permissible during this time), after which breaks of up to 15 s
316 were permissible, as long as the original modality then became available again. The
317 exception to this rule was when the modality could not be seen for most of the time, but in the
318 short period for which it was available, a signal was produced (for instance an individual's
319 face cannot be seen, they then turn around for 2 s, showing a 'play face', then turn away
320 again); in this case it was coded as available for this short period, and the signal produced
321 was also coded.

322

323 **Focal animal signals produced**

324 We coded all vocal, gestural (manual and nonmanual) and facial signals the focal individual
325 produced (see Table 3). The duration of facial and gestural signals was coded; for
326 vocalizations, which were commonly produced in bouts, the duration of the calling bout was
327 recorded. Two or more vocalizations of the same type were coded as one continuous bout if
328 they were produced within 10 s of one another (from the end of one to the beginning of the
329 next). Eight different facial expressions were coded; these were based on the prototypical
330 expressions described in Parr, Waller, Vick and Bard (2007), which are specific combinations
331 of facial muscle movements (Action Units: ChimpFACS, Vick et al. 2007). The person
332 coding the signals discussed exemplars with B.W. (certified FACS coder) prior to video
333 coding in order to avoid any expressions that did not fit the prototypical descriptions. Forty

334 common gestures were coded based on the repertoire proposed by Hobaiter & Byrne (2011a).
 335 Rare gestures were coded as ‘other manual gesture’ or ‘other nonmanual gesture’ and
 336 described in the notes section. Similarly, owing to the size limits of the coding scheme, some
 337 gestures were combined under an umbrella term, for instance ‘manual contact with another
 338 individual’ included touch, hand on, punch, push, slap, tap, poke, hit. Fourteen different
 339 vocalizations were coded based on the repertoire proposed by Slocombe and Zuberbühler
 340 (2010).

341

342 Table 3. The number and type of signals coded in each modality

Signals coded in each modality	Signal types
Facial expressions ($N = 8$)	bared teeth display; play face; pant hoot face; scream face; alert face; pout; whimper face; ambiguous face
Vocalizations ($N = 14$)	Pant hoot; whimper; scream; squeak; bark; waa bark; cough; grunt; rough grunt; pant grunt; pant; alarm huu; laughter; soft hoo
Manual gestures ($N = 20$)	Brief manual contact with object or ground; manual contact with another individual; manually displace object; arm raise; arm shake; arm swing; arm wave; beckon; big loud scratch; clap; drum belly; embrace; hand fling; hand shake; hide face; leaf clip; mouth stroke; reach; shake hands; water splash
Nonmanual gestures ($N = 20$)	Bite; bow; dangle; feet shake; foot present; gallop; head nod; jump; kick; leg swing; look; object in mouth approach; present climb on me; present grooming;

present sexual; roll over; rump rub; stomp; stomp other;
walk stiff

343 See Supplementary Table S2 for detailed descriptions of each signal type.

344

345 **Recipient response time and types**

346 Recipient responses were coded from the beginning of the focal individual signal until 20 s
347 after the signal had finished, from individuals within 5 m of the focal individual. During the
348 recipient response time the number and identity of the individuals within 5 m of the focal
349 individual were recorded. If another signal occurred within the 20 s after the first signal then
350 the recipient response time was cut short for the first, with this only lasting until the
351 beginning of the next signal. Similarly, if the recipient response continued after the 20 s (for
352 example the signal elicited a long bout of grooming), this was also only coded for up to 20 s
353 after the end of the focal signal.

354 Recipient responses comprised four groups: signal responses (facial, vocal, gestural and
355 MM), movements, negative and positive responses (see Table 4). Signals by other individuals
356 were only coded as responses if the recipient's facial expression or gesture was directed at the
357 focal individual (as far as this was relevant and possible to discern). It was difficult to
358 determine specifically to whom vocalizations were directed, so all vocalizations from
359 recipients were counted as potential signals in response to the focal individual. Any signals or
360 behaviours that were clearly in response to an unrelated signal or event were not coded as
361 responses. For example, if the focal individual gave a big loud scratch (BLS) gesture, and
362 immediately afterwards individuals in another party uttered pant hoots and an individual
363 within 5 m of the focal animal replied with a pant hoot, the pant hoot was not coded as a
364 response to the BLS. Similarly, only an active change in behaviour of the recipient was coded

365 as a response. For instance, if another individual was already vocalizing, and then the focal
 366 individual produced a signal, and the other individual continued vocalizing as before, this
 367 was not counted as a response to the focal animal's signal. Equally, 'terminating' behaviours
 368 were not coded, for example the cessation of playing or grooming. Behavioural responses
 369 (positive, negative) had to be directed towards the focal animal rather than a third party to be
 370 counted as a response to the focal animal's signal.

371

372 Table 4. Description of the types of recipient responses coded

Responses of recipients	Description
Facial, vocal, gestural or MM response	The facial expressions, vocalizations and gestures given by recipients were coded in the same way as those of the focal individual (see Table 3 and Supplementary Table S2)
Movement response	Movement responses were coded when a recipient was clearly moving directly towards, or directly away from, the focal individual, by at least 2 m (excluding occasions where the recipient was merely passing). This was coded at the point the movement began
Positive response	Positive responses from recipients included recipients grooming or playing (see description of these behaviours in Table 2) with the focal animal, or clearly desired responses e.g. 'present climb on me' is followed by the recipient climbing on the signaller. Grooming was coded as a response either when grooming was initiated, or the recipient changed where they were grooming (as was often the case when the focal individual presented a new

body part)

Negative response

Negative responses from recipients included fearful or submissive responses (running away, a cowering body posture, showing fearful facial expressions, screaming), as well as mild (threats, nondirected display) or severe aggression (chasing, directed display, physical violence, see Nishida et al, 1999)

373

374

375 *Calculation of signal production rates*

376 A total of 121 h of videos were coded. Of these, 111 h were in groom, rest, feed and travel
377 contexts and thus were used for the calculation of UM and MM signal production rates. To
378 ensure that signal production rates were representative of an individual's behaviour, we set
379 minimum amounts of time that an animal could have been observed to produce the relevant
380 signal in key contexts in order to enter analyses.

381 For UM signals, rates were only calculated for UM facial, vocal and gestural signals for a
382 specific context for an individual if they had at least 30 min of this modality available in rest,
383 feed and groom contexts, and at least 20 min in the travel context. For example, to have a rate
384 for facial expressions in the rest context, that individual must have at least 30 min of facial
385 expressions available during rest. Mean UM rate was the average of facial, vocal, manual
386 gesture and nonmanual gesture rates. Individuals must have contributed to all of these to have
387 a mean UM rate calculated in a specific context. Those who did not meet this criterion had a
388 missing value for UM rate in this context.

389

390 Rates were only calculated for MM combinations for a specific context for an individual if
391 they had at least 15 min of this modality combination available in rest, feed and groom
392 contexts, and at least 10 min in the travel context. For example, to contribute a rate for vocal-
393 gestural signals in the travel context, that individual must have had at least 10 min of time
394 where both vocalizations and gestures were simultaneously available in this context. Mean
395 MM rate was the average of facial-gestural, vocal-gestural, fixed facial-vocal, free facial-
396 vocal and facial-vocal-gestural rates. Individuals must have contributed at least three of these
397 MM combination rates to have a mean MM rate calculated in a specific context. Those who
398 did not meet this had a missing value for MM rate in this context.

399 Mean signal production rates for the group (as reported in descriptive statistics and figures in
400 the Results) were calculated as a mean of all the individual mean production rates that
401 contributed to a particular analysis.

402 To assess whether the number of individuals in the party affected signal production, we
403 calculated the average number of individuals in the party present during the periods from
404 which signal rates were calculated for each type of signal produced by each individual. First,
405 the number of individuals in the party was recorded at the beginning and end of every video
406 and these were averaged. Second, for each signal type for which a rate was calculated for an
407 individual, we took the corresponding videos that had contributed to the calculation of that
408 rate and calculated a mean from the average number of individuals in the party across those
409 videos.

410

411 *Comparison of responses to MM signals and UM components*

412 Most previous nonprimate research carried out within a MM framework has focused on fixed
413 MM signals and/or signals produced only in one specific context, for example alarm
414 behaviour (e.g. Partan et al., 2009) or courtship behaviour (e.g. Uetz, Roberts & Taylor,
415 2009). In contrast, the signals we investigated were free MM signals, which were produced
416 across a range of contexts (see Supplementary Table S4). As context was shown to heavily
417 influence signal production (see signal production results below), we endeavoured to control
418 for this by matching UM and MM signals based on signaller identity and behavioural context
419 of production. We consider such matching of MM signals and UM component signals to be
420 critically important in order to understand the function of the signals.

421

422 We focused on the free MM signal produced most frequently by the largest number of
423 individuals, where matched UM component signals were also frequently produced by the
424 same individuals: the grunt + gesture signal (vocal-gestural combination). It was not possible
425 to examine more MM signal combinations as no other type of free MM signal, with sufficient
426 matched UM components, was produced by a sufficient number of individuals.

427 For each of the MM signals we identified component UM signals that were matched to the
428 MM signal in terms of the behavioural context during production. Up to five UM grunt
429 signals and five UM gesture signals were matched to each MM signal. Where possible we
430 also matched the number of individuals present within 5 m of the focal individual. For
431 instance, if the individual PO produced a grunt + present groom MM signal in a groom
432 context, with two individuals within 5 m, the responses to this signal could be compared to
433 the responses to a UM grunt vocalization from PO, in a groom context, with two individuals
434 within 5 m of her, and a UM present groom gesture, in a groom context, with three
435 individuals within 5 m of her.

436

437 *Intercoder Reliability*

438 To assess the intercoder reliability of the video coding, a second independent researcher also
439 coded 6.5% of the videos (7.75 h, $N = 31$ videos each lasting 15 min from a total of 15
440 individuals), having been provided with comprehensive instructions. Cohen's kappa was
441 calculated; the mean Kappa value obtained was 0.81, indicating excellent levels of coder
442 agreement (Fleiss, 1981). All reliability analyses were run using the Reliability Analysis
443 function in Observer XT 10, which enables the comparison of two different Event Logs for
444 one video.

445

446 *Data Analysis*

447 We constructed linear mixed models (LMMs) and generalized linear mixed-effects models
448 (GLMMs) in order to test our hypotheses regarding signal production and recipient responses
449 respectively. LMMs were used to investigate the influence of continuous and categorical
450 variables on signal production rates, while GLMMs with a binomial error structure were used
451 to investigate the influence of continuous and categorical variables on the occurrence of
452 recipient responses (binary response variable: received one or more responses or no
453 responses). Furthermore, because we had repeated sampling from the same individual, to
454 control for pseudoreplication we fitted 'individual' as a random factor (Crawley, 2002) by
455 conducting random intercepts models using the package lme4 (Bates & Maechler, 2009;
456 <https://cran.r-project.org/web/packages/lme4/index.html>). We first assessed whether the full
457 model could explain a significant amount of variation in the dependent variable, by
458 comparing the full model to a null model containing just the intercept and random factors. To
459 assess the significance of each explanatory variable or interaction term, we compared the full
460 model with a reduced model excluding the variable or interaction of interest using a

461 likelihood ratio test (Faraway, 2006). All models were run in R v. 2.15 (The R Foundation for
462 Statistical Computing, Vienna, Austria, <http://www.r-project.org>).

463

464 As some data were not available for all individuals (e.g. dominance rank) or were missing in
465 the majority of individuals due to methodology (e.g. facial expression was not available
466 during travel, as the observer followed and filmed travelling chimpanzees from behind), we
467 sometimes constructed several models in order to test our hypotheses thoroughly, and to
468 maintain a high number of individuals in each model.

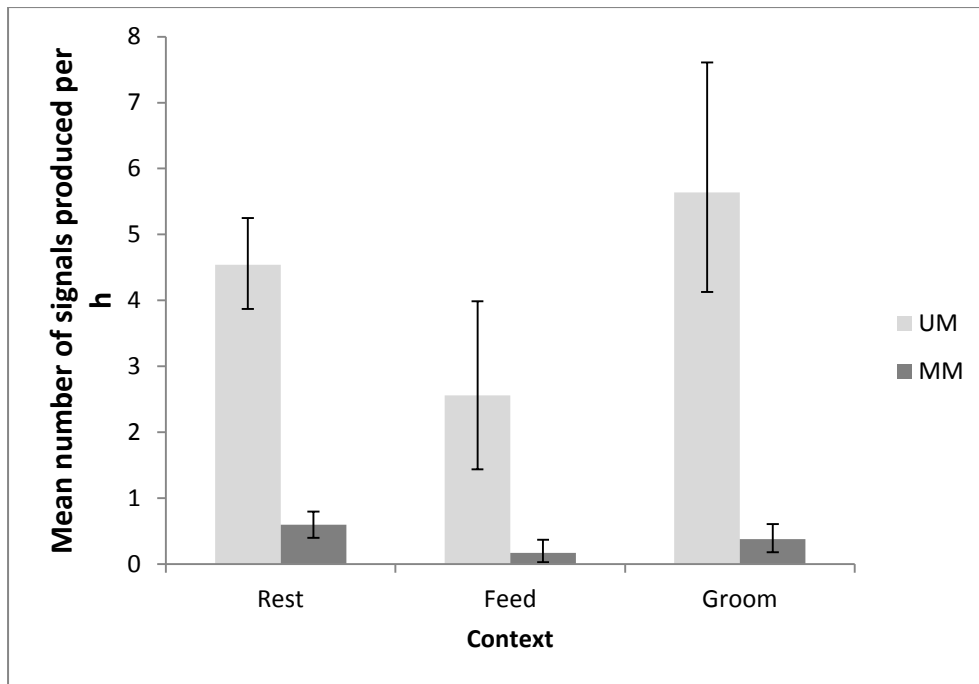
469

470 **RESULTS**

471

472 *MM Signals: Repertoire, Rates and Responses*

473 Overall, the results show that across rest, feed and groom contexts MM signals were rare
474 relative to UM signals (see Fig. 1). Free MM signals were, however, produced by 22 of the
475 26 focal individuals, and we recorded a total of 48 different free MM signals, consisting of
476 combinations that in total included six different facial expressions, nine different
477 vocalizations and 16 different gestures (see detailed MM repertoire in Supplementary Table
478 S3). Vocal-gestural combinations were the most common free MM signals recorded, and free
479 facial-vocal the least (see Table 5). The frequency of different types of responses the various
480 different categories of MM signal elicited from those within 5 m are also shown in Table 5.
481 Vocal-gestural signals were the most likely to elicit any kind of response, and the most likely
482 of all the signal combinations to elicit a positive response. In contrast fixed facial-vocal
483 signals received the highest percentage of negative responses.



484

485 Figure 1. The mean signal production rate (per h) of UM and MM signals in the contexts rest,
 486 feed and groom. Error bars represent bootstrapped 95% confidence intervals, based on 1000
 487 iterations. Error bars that do not overlap represent a significant difference. Mean rate and
 488 confidence intervals derived from data of $N = 23$ (UM rest, MM groom), $N = 25$ (MM rest),
 489 $N = 11$ (UM feed), $N = 26$ (MM feed), $N = 9$ (UM groom).

490 Table 5. Occurrences of different MM combinations and responses to these

		Across all eight contexts		Across rest, feed, groom and travel contexts					
	MM signal combination	No, of individuals	Total no. of occurrences (range)	No. of occurrences	F, V, G or MM signal response (%)	Movement response (%)	Positive response (%)	Negative response (%)	No response (%)
Free	F-G	14	47 (1-9)	5	20	20	0	0	60
	F-V	9	14 (1-4)	8	25	0	0	0	75
	V-G	15	53 (1-15)	46	20	9	41	4	26
	F-V-G	13	36 (1-12)	12	8	17	0	0	75
Fixed	F-V	20	95 (1-11)	57	35	4	5	12	56

491 The table shows the number of instances and number of individuals observed to produce different MM combinations, both free and fixed, across
 492 all eight behavioural contexts, with the range of number of occurrences a combination was produced by a single individual in parentheses. It also
 493 shows the number of occurrences where the signal was produced in rest, feed, groom or travel contexts with at least one recipient within 5 m,
 494 and of these, the percentage of these occurrences that elicited each of the four recipient response types, or no response. One signal could elicit
 495 several responses. Responses were recorded from the start of the signal until 20 s after the end of the signal. The table includes ambiguous
 496 signals, where the modality combinations were clear (e.g. facial-vocal signal) but at least one of the specific signal types could not be easily
 497 categorized given the signal repertoires used (Table 3). F: facial; V: vocal; G: gestural.

498 *Variation in MM signal production rates: free versus fixed*

499 As there is a key cognitive distinction between free MM signal combinations, where signals
500 may be flexibly ‘mixed and matched’, and fixed MM signal combinations, which are
501 necessarily combined, we investigated the individual and contextual factors that might
502 influence the relative rates of these signals. We constructed a model to test whether variation
503 in the mean MM signal production rate (signals/h) could be explained by interactions
504 between the following fixed factors: type of MM signalling (fixed, free) and (1) context of
505 production, (2) the mean number of individuals in the party, (3) the age of the signaller and
506 (4) the sex of the signaller. The travel context was not included as most MM combinations
507 included facial expressions, which could virtually never be captured during travel.

508

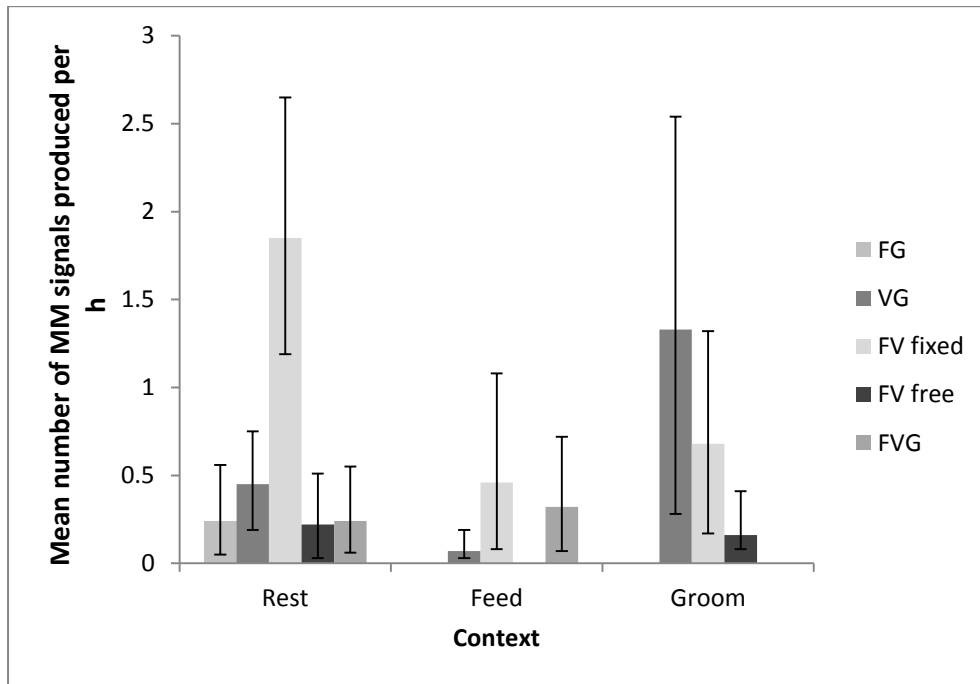
509 The full model comprised these interaction terms and the associated fixed factors. Individual
510 identity was included as a random factor. The dependent variable was mean rate of MM
511 signal production/h. We included 156 data points from 26 individuals in the model. Overall,
512 the full model ($N = 26$ individuals) did not explain a significant amount of variation in MM
513 signal production rates, compared to a null model ($X^2_{11} = 17.06$, $P = 0.106$), indicating that
514 these factors and interactions did not account for significant variation in the MM signal
515 production rates.

516

517 As rank was only available for older individuals, we ran a separate model to assess the effects
518 of rank, by adding rank as a fixed effect and the interaction between rank and signal type to
519 the full model specified above ($N = 114$ data points from 19 individuals). This version of the
520 model that included rank ($N = 19$) confirmed that the overall model did not explain a
521 significant amount of variation in MM signal production rates ($X^2_{13} = 6.70$, $P = 0.917$).

522

523 Rates of the different types of free MM signal combinations were too low and lacked
 524 sufficient variability (e.g. the majority of individuals had rates of 0 signals/h) to be subject to
 525 inferential statistics; however, Fig. 2 shows that there was interesting variation in the type of
 526 MM signals produced in rest, feed and groom contexts.
 527



528
 529 Figure 2. The MM signal production rate (per h) of facial-gestural (FG), vocal-gestural (VG),
 530 facial-vocal fixed (FV fixed), facial-vocal free (FV free) and facial-vocal-gestural (FVG)
 531 combinations in the contexts rest, feed and groom. Error bars represent bootstrapped 95%
 532 confidence intervals, based on 1000 iterations. Error bars that do not overlap represent a
 533 significant difference. MM rate and confidence intervals derived from data of $N = 25$ (facial-
 534 gestural, facial-vocal fix, facial-vocal free and facial-vocal-gestural rest), $N = 26$ (vocal-
 535 gestural rest, vocal-gestural, facial-vocal fix, facial-vocal-gestural feed and vocal-gestural
 536 groom), $N = 23$ (facial-vocal fix and facial-vocal flex groom). Missing bars occur when the
 537 MM rate was zero.

538

539

540 *Factors Affecting UM and MM Signal Production*

541 We constructed a model to test whether variation in the mean signal production rate
542 (signals/h) could be explained by interactions between the following fixed factors: type of
543 signalling (UM, MM) and (1) context of production (rest, feed, groom), (2) the mean number
544 of individuals in the party, (3) the age of the signaller and (4) the sex of the signaller. The full
545 model comprised these interaction terms and the associated fixed factors. Individual identity
546 was included as a random factor. The dependent variable was rate of signal production/h. We
547 included 117 data points from 26 individuals in the model. Note that for this model the travel
548 context was excluded as no individuals had sufficient time for UM facial expressions or any
549 MM combination involving facial expressions (i.e. facial-gestural, facial-vocal, facial-vocal-
550 gestural) available in this context.

551

552 Overall, the full model ($N = 26$ individuals) explained a significant amount of variation in
553 signal production rates, compared to a null model ($X^2_{11} = 147.06, P < 0.001$). Likelihood
554 ratio tests revealed that there was a significant interaction between type of signal and context
555 ($X^2_2 = 11.12, P = 0.004$; Fig. 1). Figure 1 illustrates that signal production rates were
556 significantly higher for UM signals than for MM signals in each context, but the difference
557 between UM and MM rates was greatest in groom and rest contexts, compared to the feed
558 context. No significant interactions between signal type and age ($X^2_1 = 0.26, P = 0.613$),
559 signal type and number of individuals in party ($X^2_1 = 2.15, P = 0.143$), or signal type and sex
560 ($X^2_1 = 2.47, P = 0.116$) were found.

561

562 As rank was only available for older individuals, we ran a separate model to assess the effects
563 of rank, by adding rank as a fixed effect and the interaction between rank and signal type to
564 the full model specified above ($N = 90$ data points from 19 individuals). This version of the
565 model that included rank ($N = 19$) confirmed that the overall model ($X^2_{13} = 138.61$, $P <$
566 0.001) and the Context*UM/MM interaction ($X^2_3 = 19.51$, $P < 0.001$) were significant;
567 however, rank had no significant interaction with signal type ($X^2_1 = 0.08$, $P = 0.784$).

568

569 *Factors Affecting Unimodal Signal Production*

570 As no individuals had sufficient time for UM facial expressions or any MM combination
571 involving facial expressions available to calculate facial expression rates during the travel
572 context, we ran two sets of models to examine (1) the effect of all contexts (including travel)
573 on just vocal and gestural signals (facial expression excluded) and (2) the effect of a reduced
574 set of context (excluding travel) on the full range of signals (facial expression included).

575

576 We first constructed a model to test whether variation in UM signal production rate
577 (signals/h) could be explained by interactions between the following fixed factors: type of
578 UM signal (gestures, vocalizations) and (1) context of production (rest, feed, groom, travel),
579 (2) mean number of individuals in the party, (3) the age of the signaller and (4) the sex of the
580 signaller. The full model comprised the above interaction terms and the associated fixed
581 factors. Individual identity was included as a random factor. The dependent variable was rate
582 of UM signal production/h. This model included the travel context, but excluded facial
583 expressions. We included 184 data points from 26 individuals in the model.

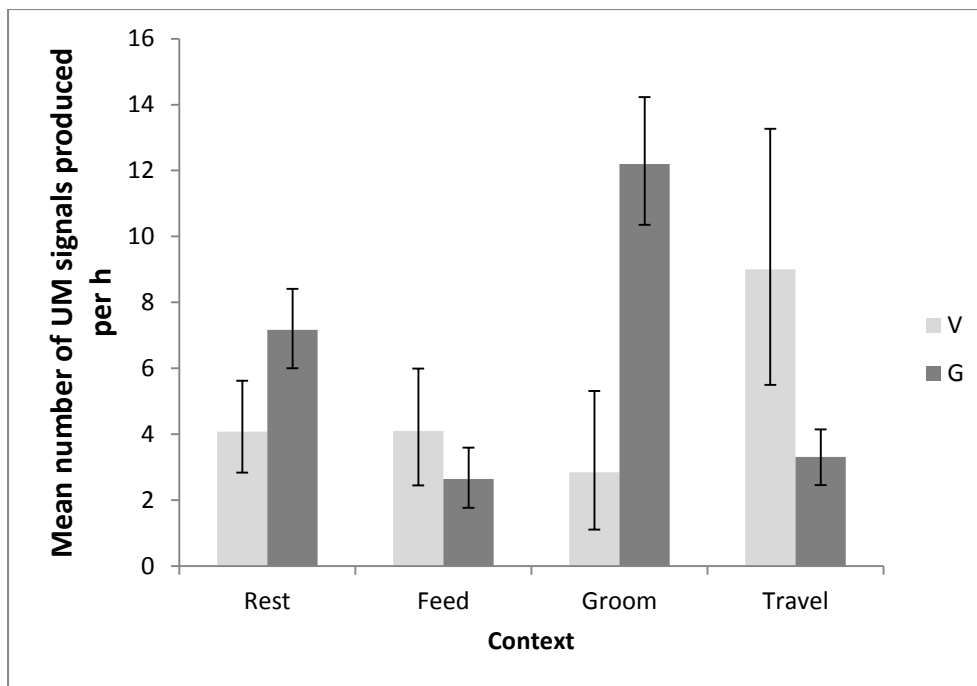
584

585 Overall, the full model ($N = 26$ individuals) explained a significant amount of variation in
586 signal production rates, compared to a null model ($X^2_{13} = 82.24$, $P < 0.001$). Likelihood ratio

587 tests revealed that there was a significant interaction between type of UM signal and context
588 ($X^2_3 = 57.87$, $P < 0.001$; Fig. 3). Figure 3 illustrates that UM gestural signal production rates
589 were significantly higher than UM vocal rates in rest and groom contexts. In contrast, in the
590 travel context, UM vocal signal production rate was significantly higher than gestural
591 production rates. In feed contexts, although vocalizations were given at higher rates than
592 gestures, there was no significant difference between UM modality rates in this context.
593 There were no significant interactions between UM signal type and age ($X^2_1 = 0.04$, $P =$
594 0.843), UM signal type and the mean number of individuals in the party ($X^2_1 = 0.01$, $P =$
595 0.917) or UM signal type and sex ($X^2_1 = 0.92$, $P = 0.338$).

596 As rank was only available for older individuals, we ran a separate model to assess the effects
597 of rank, by adding rank as a fixed effect and the interaction between rank and UM signal type
598 to the full model specified above ($N = 139$ data points from 19 individuals). This version of
599 the model that included rank ($N = 19$) confirmed the overall model ($X^2_{15} = 71.82$, $P < 0.001$),
600 and the Context*Modality of UM signal interaction ($X^2_3 = 46.52$, $P < 0.001$) was significant;
601 however, rank had no significant interaction with modality of the UM signal ($X^2_1 = 0.45$, $P =$
602 0.504).

603



604

605 Figure 3. The UM signal production rate (per h) of vocal (V) and gestural (G) signals in the
 606 contexts rest, feed, groom and travel. Error bars represent bootstrapped 95% confidence
 607 intervals, based on 1000 iterations. Error bars that do not overlap represent a significant
 608 difference. UM rate and confidence intervals derived from data of $N = 25$ (vocalizations and
 609 gestures rest), $N = 26$ (vocalizations and gestures feed), $N = 23$ (vocalizations and gestures
 610 groom), $N = 20$ (vocalizations travel), $N = 16$ (gestures travel).

611

612 Second, we constructed a model to test whether variation in UM signal production rate
 613 (signals/h) could be explained by interactions between the modality/type of UM signal
 614 (facial, vocal, gestural) and (1) context of production (rest, feed, groom), (2) mean number of
 615 individuals in the party, (3) the age of the signaller and (4) the sex of the signaller. This
 616 model excluded the travel context but included facial expressions. The full model comprised
 617 the above interaction terms and the associated fixed factors. Individual identity was included
 618 as a random factor. The dependent variable was rate of UM signal production/h. We included
 619 191 data points from 26 individuals in the model.

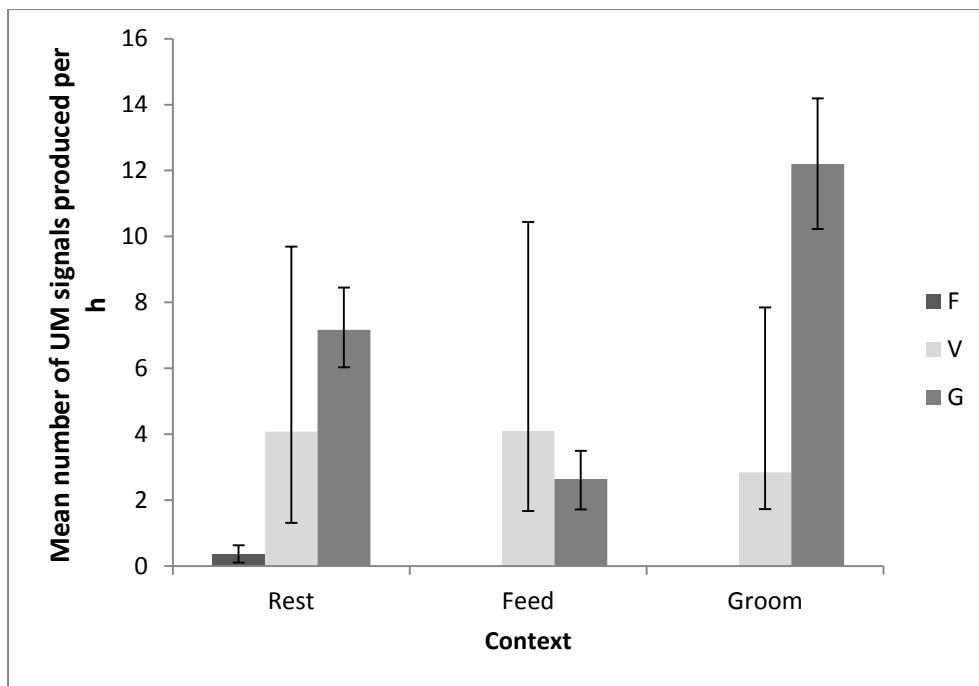
620

621 Overall, the full model ($N = 26$ individuals) explained a significant amount of variation in
622 signal production rates, compared to a null model ($X^2_{17} = 144.98, P < 0.001$). Likelihood
623 ratio tests revealed that there was a significant interaction between type of UM signal and
624 context ($X^2_4 = 56.84, P < 0.001$; Fig. 4). Figure 4 reveals a similar pattern of results as Fig. 3,
625 regarding vocalizations and gestures in rest, feed and groom contexts; however, it also
626 illustrates that the rate of facial signal production was significantly below that for vocal and
627 gestural signals in all three contexts. No significant interactions between UM signal type and
628 age ($X^2_2 < 0.01, P = 0.998$), UM signal type and number of individuals in the party ($X^2_2 =$
629 $1.05, P = 0.591$), or UM signal type and sex ($X^2_2 = 2.78, P = 0.250$) were found.

630

631 As rank was only available for older individuals, we ran a separate model to assess the effects
632 of rank, by adding rank as a fixed effect and the interaction between rank and UM signal type
633 to the full model specified above ($N = 146$ data points from 19 individuals). This model that
634 included rank ($N = 19$) confirmed the overall model ($X^2_{20} = 129.76, P < 0.001$), and the
635 Context*Modality of UM signal interaction ($X^2_4 = 40.26, P < 0.001$) remained significant;
636 however, rank had no significant interaction with modality of the UM signal ($X^2_2 = 0.90, P =$
637 0.638).

638



639

640 Figure 4. The UM signal production rate (per h) of facial (F), vocal (V) and gestural (G)
 641 signals in the contexts rest, feed and groom. Error bars represent bootstrapped 95%
 642 confidence intervals, based on 1000 iterations. Error bars that do not overlap represent a
 643 significant difference. UM rate and confidence intervals derived from data of $N = 23$ (facial
 644 rest, vocal and gestural groom), $N = 25$ (vocal and gestural rest), $N = 26$ (vocal and gestural
 645 feed). Missing bars occurred when the facial rate was zero.

646

647 *Recipient Responses: MM Signal Versus UM Components*

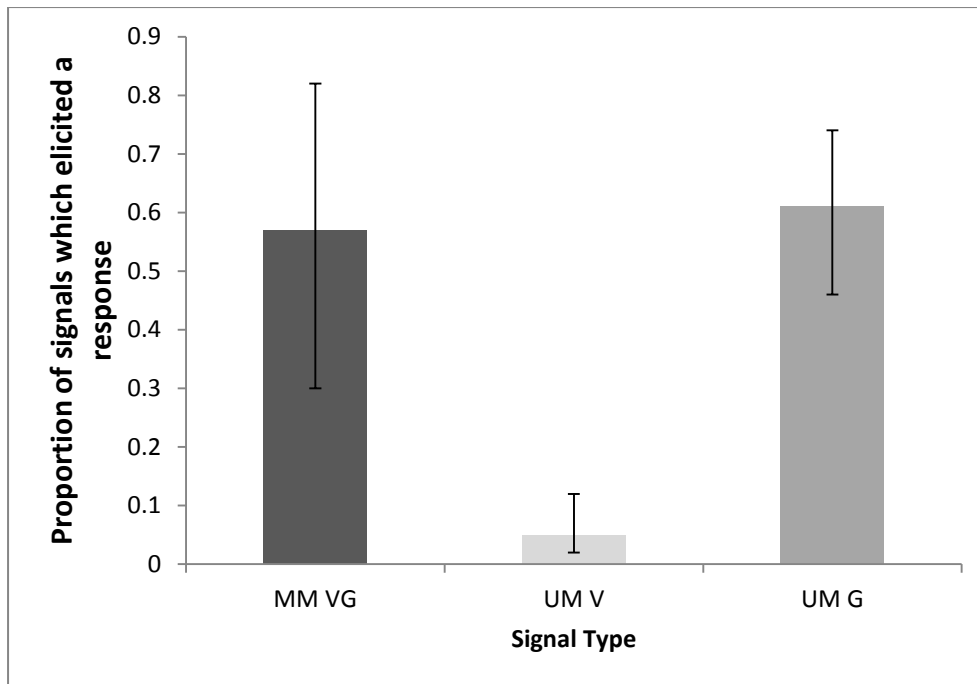
648 We focused on examining the responses to the grunt + gesture MM signal and matched UM
 649 component grunts and gestures. We constructed a model to test whether variation in whether
 650 or not the focal individual's signal elicited a response from individuals within 5 m could be
 651 explained by (1) the signal type produced (UM vocal, UM gestural, MM vocal-gestural), (2)
 652 the number of individuals within 5 m (1 –2 or 3+) or (3) the rank of the signaller. The
 653 dependent variable was whether or not there had been any response (Yes/No), fixed factors
 654 were the type of signal, the signaller's rank and individuals within 5 m. Identity of the

655 signaller and signal number, which denoted which UM and MM signals were matched
656 together, were included as random factors. There were 104 data points from seven individuals
657 in the model.

658

659 Overall, the full model ($N = 7$ individuals) explained a significant amount of variation in
660 whether or not the focal individual's signal elicited a response from recipients within 5 m,
661 compared to a null model ($X^2_4 = 37.12, P < 0.001$). Likelihood ratio tests revealed that there
662 was a significant main effect of signal type produced ($X^2_2 = 34.16, P < 0.001$; Fig. 5). Figure
663 5 shows that UM vocal signals were significantly less likely to elicit a response from
664 recipients than MM vocal-gestural signals or UM gestural signals. There was no significant
665 difference in the proportion of MM vocal-gestural and UM gestural signals that elicited a
666 response. A trend for lower ranking individuals to be more likely to receive a response than
667 higher ranking individuals was found, but this effect was not significant ($X^2_1 = 2.85, P =$
668 0.092), nor was the effect of the number of individuals within 5 m of the focal individual (X^2_1
669 $= 2.61, P = 0.106$).

670



671

672 Figure 5. The mean proportion of focal individual MM vocal-gestural (VG), UM vocal (V)
 673 and UM gestural (G) signals that elicited a response from recipients within 5 m. Error bars
 674 represent bootstrapped 95% confidence intervals, based on 1000 iterations. Error bars that do
 675 not overlap represent a significant difference. Data based on $N = 7$ individuals.

676

677 *Do MM signals elicit the same responses as their UM components?*

678 We investigated whether the main responses elicited by a MM vocal-gestural signal matched
 679 those elicited by either of its UM components. Main responses were defined as the most
 680 active response that was the closest to the final behavioural outcome. For instance, if in
 681 response to a focal individual signal, a recipient looked at the signaller, approached and
 682 groomed, the main response was taken to be grooming.

683 Of the seven individuals for whom we compared MM signals and their UM components,
 684 Table 6 shows the four individuals from whom the MM signal elicited a response, and thus
 685 the responses to the UM components could be compared to the response to the MM signal

686 (see Supplementary Table S4 for main responses elicited from all MM and matched UM
 687 signals, including those that did not elicit a response/were ignored). While MM signals from
 688 two female individuals elicited responses that matched the majority of responses to their UM
 689 gestural but not UM vocal signals (dominance of gestural response), one male individual
 690 elicited different responses to his MM signal than either of the components (emergence).

691

692 Table 6. Instances where the main response of the UM vocal signal and UM gestural signal
 693 matched the main response of the MM vocal-gestural signal for each individual

ID	Proportion (numbers) of UM vocalizations whose main responses match MM signal responses	Proportion (numbers) of UM gestures whose main responses match MM signal responses
AT (male)	0.57 (4/7)	0.13 (1/8)
PB (male)	0.00 (0/2)	0.00 (0/2)
PO (female)	0.13 (1/8)	0.8 (12/15)
WL (female)	0.00 (0/19)	0.82 (9/11)

694 See Supplementary Table S4 for details of the type of responses elicited. Only individuals
 695 whose MM signals received a response were included in this table.

696

697 **DISCUSSION**

698 Although MM signals may not be as common as UM signals, this study has documented the
 699 production of 48 different free MM combinations. While 22 of 26 individuals produced at

700 least one free MM signal, each broad type of MM signal combination was observed to be
701 produced by at least nine of the 26 focal individuals. This suggests that the vast majority of
702 individuals have the capacity and motivation to flexibly and simultaneously combine signals
703 from different modalities, albeit rarely. In the future, a largescale, collaborative approach to
704 document free MM signal production across individuals' life spans and across study sites
705 would shed valuable light on the mechanisms underpinning the production of these
706 combinations (e.g. social learning, individual innovation, innately predetermined) and
707 whether cultural variation exists in the type of free MM signal combinations commonly
708 produced.

709 The number of UM signals produced per h was found to be more than 10 times higher than
710 the number of MM signals in our study. This contrasts sharply with the two previous captive
711 studies to compare proportions of UM and MM signals, which both found much higher
712 relative rates of MM signals. Pollick and de Waal's (2007) chimpanzee signals consisted of,
713 56% gestures, 22.5% facial/vocal signals and 21.6% MM combinations of the two. Similarly,
714 Taglialatela et al. (2015) found that approximately half of the vocalizations recorded were
715 accompanied by another communicative signal/behaviour. The relatively low levels of MM
716 signals to UM signals, compared to these previous studies (see Supplementary Fig. S5 and
717 Table S6), could be attributable to several factors. First, we identified MM signals as ones
718 with temporal overlap, whereas previous studies considered signals or behaviours produced
719 within 2 s (Taglialatela et al., 2015) or 10 s (Pollick & de Waal, 2007) of each other as MM
720 signals. Second, we only considered vocal, gestural and facial signals, whereas Taglialatela et
721 al. (2015) also included combinations of behaviours such as play or chase with vocalizations
722 to be MM signals. Third, our study shows the importance of context in influencing the
723 relative rate of UM and MM signals, whereas previous studies did not examine the same
724 contexts as this study, nor did they specifically compare different contexts. For instance,

725 Pollick & de Waal did not include rest, but importantly did include social play. Play is highly
726 interactive, and it is common for individuals to show a range of MM signals in this context,
727 such as play face, laughter, and various manual and nonmanual gestures simultaneously, so
728 this could also explain the higher proportion of MM signals recorded. Finally, these previous
729 two studies were conducted in captivity, where the social and physical environment may
730 favour higher rates of MM signalling. In an enclosed area individuals are not normally able to
731 express fission–fusion behaviour and this may mean that individuals need to use more
732 sophisticated signals to negotiate tense social interactions, where in the wild they could
733 simply leave the party, or seek a greater distance from certain individuals. Furthermore, in a
734 captive environment visibility is generally much higher than in the dense tropical rainforest,
735 meaning that MM combinations including visual signals are more likely to be successfully
736 received. Investigating MM communication in wild savannah chimpanzees could be an
737 interesting avenue for future research to explore whether the differences between the levels of
738 MM signals produced in the wild and captivity seen so far is due to strategies learnt to cope
739 with the limited space in captivity and interactions with humans, or in fact the level of
740 visibility.

741 Our results partially supported our hypotheses that MM signals would be more likely to elicit
742 a response than UM signals: the likelihood of a response was significantly higher with a MM
743 grunt + gesture signal than a UM grunt signal, but similar to the matching UM gesture signal.
744 This suggests that in the context of these specific signals, adding a vocal signal to a gesture
745 does not change the likelihood of eliciting a response; in contrast, adding a gesture signal to a
746 vocalization significantly improves the chances of eliciting a response. This supports findings
747 from Pollick & de Waal's (2007) study that indicated that MM signals of gestures combined
748 with a vocalization or facial expression were no more effective at eliciting responses than
749 gestures alone. Although adding vocalizations to gestures may not increase the likelihood of

750 obtaining a response, it may help disambiguate the signaller's intended meaning or convey
751 more information than the UM signals in isolation. Indeed, in one individual the responses
752 elicited to the MM signal were different to both the vocal and gestural components,
753 indicating MM signals in chimpanzees have the potential to have emergent functions.
754 Equally, it could be the case here that vocalizations are used as attention-getting signals
755 alongside gestures (similar to Leavens, Russell & Hopkins, 2010), for example when the
756 recipient does not have their visual attention directed towards the signaller. In this case the
757 gesture might be the signal to which the signaller actually wants the recipient to attend.

758 Descriptively, when examining MM signals that elicited a recipient response, in two of the
759 four individuals the type of response elicited by the MM signal was more likely to match the
760 response elicited by the gestural than the vocal components. Viewed in the framework of
761 Partan and Marler (2005), this indicates that for these individuals this particular free MM
762 signal may be best characterized as a nonredundant combination that retains a dominant
763 gestural response. Whether similar findings would be obtained if a different type of
764 vocalization had been focused on remains unclear. The grunt vocalization investigated here
765 might be relatively ambiguous as it is frequently produced in a variety of contexts. In
766 contrast, many of the gestures that were highly successful in eliciting responses (e.g. present
767 groom) were highly specific to a groom context and had a clear and measurable recipient
768 response. As our repertoire illustrates, wild chimpanzees produce a large array of free MM
769 signals and further research needs to systematically investigate the recipient responses to
770 these and their matched UM component signals in order to understand the range of functions
771 free MM signals have in this species.

772 In contrast to our predictions, we found that the proportion of signals that elicited a response
773 was not dependent on the rank of the individual who produced the signal, nor the number of
774 individuals who were within 5 m of this individual. It could be that the likelihood of a

775 response may be more influenced by the rank difference or degree of friendship between
776 signaller and recipient rather than the absolute rank of the signaller. We were not able to
777 accurately calculate such relative dyadic measures, as for the majority of signals it was
778 difficult to discern which individual was the recipient, and potentially there could have been
779 several. In terms of the number of potential receivers, it could be the case that the majority of
780 signals are in fact directed at a specific individual (e.g. Schel, Machanda et al., 2013), even if
781 this might be difficult for human observers to detect, and thus the number of other individuals
782 in the vicinity may not be an important predictor of a response. In the grunt + gesture MM
783 signals that we investigated this is likely to be particularly true, as most signals occurred in a
784 groom context, where the signals are likely to be directed at the grooming partner. In
785 addition, we only considered grunts, which are an example of a ‘proximal’ vocalization that
786 Tagliatalata et al (2009) showed were more likely to be directed towards specific individuals,
787 and to be processed differently by recipients, compared to ‘broadcast’ vocalizations, such as
788 pant hoots.

789 Relative rates of vocal, gestural and facial signal production varied as a function of context. It
790 was predicted that wild chimpanzees might tailor their signalling to the recipient’s attentional
791 state, as has been shown in captivity (Leavens et al., 2010), and there were indications of this
792 in this wild population. The signal production rate of UM gestures was found to be
793 significantly higher than UM vocalizations in rest and groom contexts. This could be because
794 in these contexts the focal individual might be more likely to have the visual attention of the
795 recipient (especially when in close proximity, such as during grooming), whereas during feed
796 or travel recipients are less likely to have the visual attention of others. Conversely, during
797 travel individuals appear to produce significantly higher rates of vocal signals, which are
798 more likely to be received not only by members of their own party, but also by more distantly
799 located individuals. Facial expressions were only observed in a rest context; for feed and

800 groom contexts the 11 and nine individuals that met the time criteria for calculation of a
801 signalling rate had a facial signal production rate of zero. Thus UM facial expressions were
802 recorded very rarely, and rates were significantly below those of vocal and gestural signals in
803 rest, feed and groom contexts. Also note that we only coded salient facial expressions (see
804 Table 3) and had we applied full FACS coding (Vick, Waller, Parr, Pasqualini & Bard, 2007)
805 to our videos, subtler facial movements might have been captured. Nevertheless, in the dense
806 forest environment facial expressions alone may be difficult for receivers to detect, and they
807 may be more effective when combined with other signals. Indeed, Fig. 2 shows that facial
808 expressions are produced in all contexts in which we could measure them in combination
809 with other signals. This highlights the importance of adopting a holistic MM approach to
810 studying animal communication: facial expressions in wild chimpanzees are most commonly
811 produced as part of MM signals and extracting facial expressions and analysing them in
812 isolation from the composite signal is likely to lead to incorrect understanding of signal
813 function.

814 Contrary to our predictions, none of the individual factors we included in our models
815 influenced the rate of UM and MM signal production. Age, sex and rank did not significantly
816 interact with UM/MM signal rate. This indicates that learning to combine signals from
817 different modalities and how to effectively use different types of signals may occur relatively
818 early in development, before early adulthood. Previous research has shown that infant and
819 juvenile chimpanzees may produce several different gestural signals in sequences as a ‘fail-
820 safe’ strategy to elicit a response. In contrast, more mature individuals were found to produce
821 fewer, but more successful signals (Hobaiter & Byrne, 2011b), and no differences in gesture
822 signalling strategies were seen between subadults (10–14/15 years) and adults. In line with
823 these findings, we found that age of the sub-adult and adult individuals we studied did not
824 influence the relative proportion of MM and UM signals produced. As Hobaiter & Byrne

825 (2011b) found juveniles and infants often used rapid fire gesture sequences, probably to
826 encourage recipients to respond, future research should investigate whether infants and
827 juveniles adopt a similar strategy with signal combinations and produce a higher proportion
828 of MM signals than adults.

829 By examining multiple modalities and their combinations simultaneously we have revealed
830 free MM combinations and flexible usage of different types of UM signals across contexts.
831 Facial expressions were rarely produced in isolation and instead were more commonly
832 combined with other signals: artificially extracting facial expressions from these composite
833 signals could lead to misunderstanding of signal function. We advocate a MM approach to
834 gain a full understanding not only of animal communication, but also of the evolutionary
835 roots of human language. Human language is a multimodal communication system, with
836 gestures and facial expressions accompanying and modifying the meaning of speech, and this
837 study has shown that the ability and motivation to flexibly combine different signals are
838 present in wild chimpanzees, and thus are likely to be present in our last common ancestor.
839 Further research into the function of different free MM combinations may reveal the potential
840 for generativity (emergent function, Partan & Marler, 2005) and social learning of MM signal
841 combinations, which would have significant impact on our understanding of the evolution of
842 these key facets of language.

843 In conclusion, our results reveal an impressive repertoire of free MM signals, but that these
844 signals are used rarely compared to gestures and vocalizations in isolation. Interestingly,
845 facial expressions are more commonly produced as part of MM signals than in isolation in
846 several contexts. Systematic investigation of the MM grunt + gesture signal and the UM
847 component signals revealed MM signals were more likely to elicit a response than UM vocal
848 signals, but not UM gestural signals, and several potential functions for this specific type of
849 MM signal were identified. The relative rates of UM vocal, gestural and facial signals varied

850 across contexts, indicating flexible use of different signalling modalities across contexts. The
851 flexibility in communicative signalling this study has revealed, by adopting a MM approach,
852 may represent an important cognitive foundation from which our own complex multimodal
853 communication system could have evolved.

854

855 **ACKNOWLEDGMENTS**

856 We are grateful to the directors of Kibale Chimpanzee Project for permitting and supporting
857 us to carry out this research on the Kanyawara community of chimpanzees. We are also
858 thankful to the KCP field manager Emily Otali and the KCP field assistants, Dan
859 Akaruhanga, Seezi Atwijuze, Sunday John, Richard Karamagi, James Kyomuhendo, Francis
860 Mugurusi, Solomon Musana and Wilberforce Tweheyo, for their valuable assistance and
861 support in the field. We thank Simon Townsend for statistical advice, and two anonymous
862 referees for their constructive comments. This project was funded by a Leakey Foundation
863 General Grant to C.W., and we appreciate the permission of the Uganda National Council for
864 Science and Technology, the President's Office and the Uganda Wildlife Authority for us to
865 carry out this study in Uganda.

866

867 **Supplementary Material**

868

869 Supplementary material associated with this article is available, in the online version, at doi

870

871 **REFERENCES**

872 Altmann, J. (1974). Observational study of behaviour: sampling methods.
873 *Behaviour*, 49(3), 227-267. <http://dx.doi.org/10.1163/156853974X00534>.

874 Bates, D., & Maechler, M. (2009). *Dai B lme4: Linear mixed-effects models using*
875 *S4 classes. R package version 0.999375-28.* <http://cran.R-project.org/package=lme4>.

876 Chapman, C. A., & Wrangham, R. W. (1993). Range use of the forest chimpanzees
877 of Kibale: implications for the understanding of chimpanzee social
878 organization. *American Journal of Primatology*, 31(4), 263-273.

879 Cooper, B. G., & Goller, F. (2004). Multimodal signals: enhancement and
880 constraint of song motor patterns by visual display. *Science*, 303(5657), 544-546.
881 <http://dx.doi.org/10.1126/science.1091099>.

882 Crawley, M. J. (2002). *Statistical computing: an introduction to data analysis*
883 *using S-Plus.* Chichester, U.K.: Wiley.

884 Crockford, C., Wittig, R. M., & Zuberbühler, K. (2015). An intentional vocalization
885 draws others' attention: A playback experiment with wild chimpanzees. *Animal*
886 *Cognition*, 18(3), 581-591. <http://dx.doi.org/10.1007/s10071-014-0827-z>.

887 de Luna, A. G., Hödl, W., & Amezcuita, A. (2010). Colour, size and movement as
888 visual subcomponents in multimodal communication by the frog *Allobates*
889 *femorialis.* *Animal Behaviour*, 79(3), 739-745.
890 <http://dx.doi.org/10.1016/j.anbehav.2009.12.031>.

891 de Vries, H. A. N., Stevens, J. M., & Vervaecke, H. (2006). Measuring and testing
892 the steepness of dominance hierarchies. *Animal Behaviour*, 71(3), 585-592.
893 <http://dx.doi.org/10.1016/j.anbehav.2005.05.015>.

894 Faraway, J. J. (2006). Extending the Linear Model with R: Generalized
895 Linear. *Mixed Effects and Nonparametric Regression Models*. Boca Raton, FL: CRC
896 Press.

897 Fleiss, J. L. (1981). Balanced incomplete block designs for inter-rater reliability
898 studies. *Applied Psychological Measurement*, 5(1), 105-112.

899 Georgiev, A. V., Russell, A. F., Thompson, M. E., Otali, E., Muller, M. N., &
900 Wrangham, R. W. (2014). The foraging costs of mating effort in male chimpanzees (*Pan*
901 *troglydites schweinfurthii*). *International Journal of Primatology*, 35(3-4), 725-745.
902 <http://dx.doi.org/10.1007/s10764-014-9788-y>.

903 Gruber, T., & Zuberbühler, K. (2013). Vocal recruitment for joint travel in wild
904 chimpanzees. *PLoS One*, 8(9), e76073. <http://dx.doi.org/10.1371/journal.pone.0076073>.

905 Hayashi, M. (2007). A new notation system of object manipulation in the nesting-
906 cup task for chimpanzees and humans. *Cortex*, 43(3), 308-318.
907 [http://dx.doi:10.1016/S0010-9452\(08\)70457-X](http://dx.doi:10.1016/S0010-9452(08)70457-X).

908 Hebets, E. A. (2008). Seismic signal dominance in the multimodal courtship display
909 of the wolf spider *Schizocosa stridulans* Stratton 1991. *Behavioral Ecology*, 19(6), 1250-
910 1257. <http://dx.doi.org/10.1093/beheco/arn080>.

911 Hebets, E. A., & Papaj, D. R. (2005). Complex signal function: developing a
912 framework of testable hypotheses. *Behavioral Ecology and Sociobiology*, 57(3), 197-214.
913 <http://dx.doi.org/10.1007/s00265-004-0865-7>.

914 Hebets, E. A., & Uetz, G. W. (1999). Female responses to isolated signals from
915 multimodal male courtship displays in the wolf spider genus *Schizocosa* (Araneae:
916 Lycosidae). *Animal Behaviour*, 57(4), 865-872.

917 Higham, J. P., & Hebets, E. A. (2013). An introduction to multimodal
918 communication. *Behavioral Ecology and Sociobiology*, 67(9), 1381-1388.
919 <http://dx.doi.org/10.1007/s00265-013-1590-x>.

920 Hobaiter, C., & Byrne, R. W. (2011a). The gestural repertoire of the wild
921 chimpanzee. *Animal Cognition*, 14(5), 745-767. [http://dx.doi.org/10.1007/s10071-011-](http://dx.doi.org/10.1007/s10071-011-0409-2)
922 0409-2.

923 Hobaiter, C., & Byrne, R. W. (2011b). Serial gesturing by wild chimpanzees: its
924 nature and function for communication. *Animal Cognition*, 14(6), 827-838.
925 <http://dx.doi.org/10.1007/s10071-011-0416-3>.

926 Hopkins, W. D., Tagliatela, J. P., & Leavens, D. A. (2011). Do chimpanzees have
927 voluntary control of their facial expressions and vocalizations. In A. Villain, J-L.
928 Schwartz, C. Abry & J. Vauclair (Eds), *Primate communication and human language:*
929 *Vocalisation, gestures, imitation and deixis in humans and non-humans*, vol. 1, pp. 71-88.
930 Amsterdam, Netherlands: John Benjamins. <http://dx.doi.org/10.1075/ais.1.05hop>.

931 Kalan, A. K., & Boesch, C. (2015). Audience effects in chimpanzee food calls and
932 their potential for recruiting others. *Behavioral Ecology and Sociobiology*, 69(10), 1701-
933 1712. <http://dx.doi.org/10.1007/s00265-015-1982-1>.

934 Leavens, D. A., Hopkins, W. D., & Bard, K. A. (1996). Indexical and referential
935 pointing in chimpanzees (*Pan troglodytes*). *Journal of Comparative Psychology*, 110(4),
936 346.

937 Leavens, D. A., Hopkins, W. D., & Thomas, R. K. (2004). Referential
938 communication by chimpanzees (*Pan troglodytes*). *Journal of Comparative*
939 *Psychology*, 118(1), 48. <http://dx.doi.org/10.1037/0735-7036.118.1.48>.

940 Leavens, D. A., Russell, J. L., & Hopkins, W. D. (2010). Multimodal
941 communication by captive chimpanzees (*Pan troglodytes*). *Animal Cognition*, 13(1), 33-
942 40. <http://dx.doi.org/10.1007/s10071-009-0242-z>.

943 Liebal, K., Waller, B. M., Slocombe, K. E., & Burrows, A. M. (2013). *Primate*
944 *Communication: a multimodal approach*. Cambridge, U.K.: Cambridge University Press.
945 <http://dx.doi.org/10.1017/CBO9781139018111> .

946 Muller, M. N., & Wrangham, R. W. (2014). Mortality rates among Kanyawara
947 chimpanzees. *Journal of Human Evolution*, 66, 107-114.
948 <http://dx.doi.org/10.1016/j.jhevol.2013.10.004>

949 Nishida, T., Kano, T., Goodall, J., McGrew, W. C., & Nakamura, M. (1999).
950 Ethogram and Ethnography of Mahale Chimpanzees. *Anthropological Science*, 107(2),
951 141-188. <http://dx.doi.org/10.1537/ase.107.141>.

952 Parr, L. A. (2004). Perceptual biases for multimodal cues in chimpanzee (*Pan*
953 *troglodytes*) affect recognition. *Animal Cognition*, 7(3), 171-178.
954 <http://dx.doi.org/10.1007/s10071-004-0207-1>.

955 Parr, L. A., Waller, B. M., Vick, S. J., & Bard, K. A. (2007). Classifying
956 chimpanzee facial expressions using muscle action. *Emotion*, 7(1), 172.
957 <http://dx.doi.org/10.1037/1528-3542.7.1.172>.

958 Partan, S. R. (2002). Single and multichannel signal composition: facial expressions
959 and vocalizations of rhesus macaques (*Macaca mulatta*). *Behaviour*, *139*(8), 993-1027.
960 <http://dx.doi.org/10.1163/15685390260337877>.

961 Partan, S., & Marler, P. (1999). Communication goes multimodal. *Science*, *283*,
962 1272-1273.

963 Partan, S. R., & Marler, P. (2005). Issues in the classification of multimodal
964 communication signals. *The American Naturalist*, *166*(2), 231-245.
965 <http://dx.doi.org/10.1086/431246>.

966 Partan, S. R., Fulmer, A. G., Gounard, M. A., & Redmond, J. E. (2010).
967 Multimodal alarm behavior in urban and rural gray squirrels studied by means of
968 observation and a mechanical robot. *Current Zoology*, *56*(3), 313-326.

969 Partan, S. R., Larco, C. P., & Owens, M. J. (2009). Wild tree squirrels respond with
970 multisensory enhancement to conspecific robot alarm behaviour. *Animal*
971 *Behaviour*, *77*(5), 1127-1135. <http://dx.doi.org/10.1016/j.anbehav.2008.12.029>.

972 Pollick, A. S., & De Waal, F. B. (2007). Ape gestures and language
973 evolution. *Proceedings of the National Academy of Sciences*, *104*(19), 8184-8189.
974 <http://dx.doi.org/10.1073/pnas.0702624104>.

975 Rowe, C. (1999). Receiver psychology and the evolution of multicomponent
976 signals. *Animal Behaviour*, *58*(5), 921-931. <http://dx.doi.org/10.1006/anbe.1999.1242>.

977 Schel, A. M., Machanda, Z., Townsend, S. W., Zuberbühler, K., & Slocombe, K. E.
978 (2013). Chimpanzee food calls are directed at specific individuals. *Animal*
979 *Behaviour*, *86*(5), 955-965. <http://dx.doi.org/10.1016/j.anbehav.2013.08.013>.

980 Schel, A. M., Townsend, S. W., Machanda, Z., Zuberbühler, K., & Slocombe, K. E.
981 (2013). Chimpanzee alarm call production meets key criteria for intentionality. *PLoS*
982 *One*, 8(10), e76674. <http://dx.doi.org/10.1371/journal.pone.0076674>.

983 Schwarz, A. (1974). Sound production and associated behaviour in a cichlid fish,
984 *Cichlasoma centrarchus*. *Zeitschrift fuer Tierpsychologie*, 35(2), 147-156.

985 Slocombe, K. E., Kaller, T., Turman, L., Townsend, S. W., Papworth, S., Squibbs,
986 P., & Zuberbühler, K. (2010). Production of food-associated calls in wild male
987 chimpanzees is dependent on the composition of the audience. *Behavioral Ecology and*
988 *Sociobiology*, 64(12), 1959-1966. <http://dx.doi.org/10.1007/s00265-010-1006-0>.

989 Slocombe, K. E., Waller, B. M., & Liebal, K. (2011). The language void: the need
990 for multimodality in primate communication research. *Animal Behaviour*, 81(5), 919-924.
991 <http://dx.doi.org/10.1016/j.anbehav.2011.02.002>.

992 Slocombe, K. E., & Zuberbühler, K. (2005). Functionally referential
993 communication in a chimpanzee. *Current Biology*, 15(19), 1779-1784.
994 <http://dx.doi.org/10.1016/j.cub.2005.08.068>.

995 Slocombe, K. E., & Zuberbühler, K. (2006). Food-associated calls in chimpanzees:
996 responses to food types or food preferences? *Animal Behaviour*, 72(5), 989-999.
997 <http://dx.doi.org/10.1016/j.anbehav.2006.01.030>.

998 Slocombe, K. E., & Zuberbühler, K. (2007). Chimpanzees modify recruitment
999 screams as a function of audience composition. *Proceedings of the National Academy of*
1000 *Sciences*, 104(43), 17228-17233. <http://dx.doi.org/10.1073/pnas.0706741104>.

1001 Slocombe, K. E., & Zuberbühler, K. (2010). Vocal communication in
1002 chimpanzees. In [E. V. Lonsdorf](#), [S. R. Ross](#) & [T. Matsuzawa](#) (Eds.) *The mind of the*

1003 *chimpanzee: ecological and experimental perspectives* (pp. 192-207). Chicago, IL:
1004 University of Chicago Press.

1005 Smith, W. J. (1977). *The behavior of communicating: an ethological approach*.
1006 Harvard University Press, Cambridge, MA.

1007 Smith, C. L., & Evans, C. S. (2013). A new heuristic for capturing the complexity
1008 of multimodal signals. *Behavioral Ecology and Sociobiology*, 67(9), 1389-1398.
1009 <http://dx.doi.org/10.1007/s00265-013-1490-0>.

1010 Taglialatela, J. P., Russell, J. L., Schaeffer, J. A., & Hopkins, W. D. (2009).
1011 Visualizing vocal perception in the chimpanzee brain. *Cerebral Cortex*, 19(5), 1151-
1012 1157. <http://dx.doi.org/10.1093/cercor/bhn157>.

1013 Taglialatela, J. P., Russell, J. L., Schaeffer, J. A., & Hopkins, W. D. (2011).
1014 Chimpanzee vocal signaling points to a multimodal origin of human language. *PloS*
1015 *one*, 6(4), e18852. <http://dx.doi.org/10.1371/journal.pone.0018852>.

1016 Taglialatela, J. P., Russell, J. L., Pope, S. M., Morton, T., Bogart, S., Reamer, L. A.,
1017 Schapiro, S. J., & Hopkins, W. D. (2015). Multimodal communication in
1018 chimpanzees. *American journal of primatology*, 77(11), 1143-1148.
1019 <http://dx.doi.org/10.1002/ajp.22449>.

1020 Tomasello, M. (2008). *The origins of human communication*. Cambridge, MA: MIT
1021 Press.

1022 Townsend, S. W., & Züberbuhler, K. (2009). Audience effects in chimpanzee
1023 copulation calls. *Communicative & integrative biology*, 2(3), 282-284.
1024 <http://dx.doi.org/10.4161/cib.2.3.6796>.

1025 Uetz, G. W., & Roberts, J. A. (2002). Multisensory cues and multimodal
1026 communication in spiders: insights from video/audio playback studies. *Brain, Behavior*
1027 *and Evolution*, 59(4), 222-230. <http://dx.doi.org/10.1159/000064909>.

1028 Uetz, G. W., Roberts, J. A., & Taylor, P. W. (2009). Multimodal communication
1029 and mate choice in wolf spiders: female response to multimodal versus unimodal
1030 signals. *Animal Behaviour*, 78(2), 299-305.
1031 <http://dx.doi.org/10.1016/j.anbehav.2009.04.023>.

1032 Waller, B. M., Liebal, K., Burrows, A. M., & Slocombe, K. E. (2013). How can a
1033 multimodal approach to primate communication help us understand the evolution of
1034 communication? *Evolutionary Psychology*, 11(3), 147470491301100305.
1035 <http://dx.doi.org/10.1177/147470491301100305>.

1036 Watson, S. K., Townsend, S. W., Schel, A. M., Wilke, C., Wallace, E. K., Cheng,
1037 L., ... & Slocombe, K. E. (2015). Vocal learning in the functionally referential food grunts
1038 of chimpanzees. *Current Biology*, 25(4), 495-499.
1039 <http://dx.doi:10.1016/j.cub.2014.12.032>.

1040 Vick, S. J., Waller, B. M., Parr, L. A., Pasqualini, M. C. S., & Bard, K. A. (2007).
1041 A cross-species comparison of facial morphology and movement in humans and
1042 chimpanzees using the facial action coding system (FACS). *Journal of Nonverbal*
1043 *Behavior*, 31(1), 1-20. <http://dx.doi.org/10.1007/s10919-006-0017-z>.

1044 Wilson, M. L., Kahlenberg, S. M., Wells, M., & Wrangham, R. W. (2012).
1045 Ecological and social factors affect the occurrence and outcomes of intergroup encounters
1046 in chimpanzees. *Animal Behaviour*, 83(1), 277-291.
1047 <http://dx.doi:10.1016/j.anbehav.2011.11.004>.

1048 Wrangham, R. W., Clark, A. P., & Isabirye-Basuta, G. (1992). Female social
1049 relationships and social organization of Kibale Forest chimpanzees. *Topics in*
1050 *primatology, 1*, 81-98.