

1 **Evidence that vulture restaurants increase the local abundance of**  
2 **mammalian carnivores in South Africa**

3 Richard W. Yarnell\*<sup>1</sup>, W. Louis Phipps<sup>1</sup>, Steve Dell<sup>2</sup>, Lynne M. MacTavish<sup>3</sup>, and Dawn M.  
4 Scott<sup>4</sup>

5 <sup>1</sup>School of Animal Rural and Environmental Sciences, Brackenhurst Campus, Nottingham  
6 Trent University, Southwell, NG25 0QF, UK.

7 E-mail: [richard.yarnell@ntu.ac.uk](mailto:richard.yarnell@ntu.ac.uk)

8 [louis.phipps@ntu.ac.uk](mailto:louis.phipps@ntu.ac.uk)

9 <sup>2</sup>Pilanesberg National Park, North West Parks and Tourism Board, South Africa

10 E-mail: [sdell@nwptb.co.za](mailto:sdell@nwptb.co.za)

11 <sup>3</sup>Mankwe Wildlife Reserve, Thabazimbi Road, Mogwase, South Africa

12 E-mail: [mankwe@telkomsa.net](mailto:mankwe@telkomsa.net)

13 <sup>4</sup>University of Brighton, Biology and Biomedical Sciences Division, Huxley Building, Lewes  
14 Road, Brighton, BN2 4GJ, UK

15 E-mail: [dawn.scott@brighton.ac.uk](mailto:dawn.scott@brighton.ac.uk)

16

17

18 **\*To whom correspondence should be addressed**

19 **Running title:** Vulture restaurants increase carnivore abundance

20 **Word count:** 3191

21

22 **Abstract**

23 Vulture restaurants are used worldwide as a conservation tool to provide threatened vultures  
24 with a source of supplementary carrion free from anthropogenic contaminants such as poisons  
25 and veterinary drugs. While the impacts of supplementary feeding sites on ecosystem and  
26 scavenging community dynamics have been investigated in Europe, no information is currently  
27 available for southern Africa. This study presents evidence that providing supplementary  
28 carrion for vultures stimulated an increase in local abundance of two species of mammalian  
29 carnivores, the brown hyaena (*Hyaena brunnea*) and the black-backed jackal (*Canis*  
30 *mesomelas*). These findings require that the wider impacts of providing supplementary carrion  
31 for conserving threatened species are fully investigated.

32 **Keywords:** supplementary feeding; numerical response; scavengers; African carnivores;  
33 vultures; conservation management

34

## 35 **Introduction**

36 As specialised obligate scavengers *Gyps* vultures provide valuable ecosystem services by  
37 contributing to nutrient cycling and potentially limiting the spread of disease (DeVault *et al.*,  
38 2003; Sekercioglu, 2006). However, their populations are declining worldwide due to multiple  
39 threats including poisoning and reduced availability of the carrion supply upon which they  
40 depend (Ogada *et al.*, 2012a). These declines are expected to cause detrimental effects on  
41 environmental and human health. For example, it has been suggested that an increase in human  
42 cases of rabies caused by dog (*Canis familiaris*) bites in India could be linked to a considerable  
43 increase in feral dog numbers following the near-extinction of vulture populations that  
44 previously competed for carrion at carcass dumps (Pain *et al.*, 2003; Markandya *et al.*, 2008).

45 Supplementary feeding sites, often termed “vulture restaurants”, are used as a conservation tool  
46 by providing vultures with a source of uncontaminated food in an effort to reduce mortality

47 risks associated with low food availability and high rates of poisoning (Piper *et al.*, 1999;  
48 Gilbert *et al.*, 2007; Deygout *et al.*, 2010). While such schemes have been shown to reduce  
49 mortality rates in some vulture populations (Piper *et al.*, 1999; Gilbert *et al.*, 2007), the wider  
50 impacts of regular provisioning of carrion at fixed locations on avian and terrestrial scavenger  
51 community dynamics remain poorly understood (Cortes-Avizanda *et al.*, 2012). It is likely that  
52 changing the spatial and temporal predictability of a naturally ephemeral food supply will lead  
53 to changes in the foraging ecology and competitive interactions of the scavenging community  
54 (Robb *et al.*, 2008; Deygout *et al.*, 2009; Cortes-Avizanda *et al.*, 2012; Wilson and Wolkovich,  
55 2011; Oro *et al.*, 2013). For example, hunting activity (Wilmers *et al.*, 2003; Mateo-Tomas and  
56 Olea, 2010), changes in livestock carcass disposal practices (Donazar *et al.*, 2010; Yirga *et al.*,  
57 2012) and changes in abundance of dominant predators and scavengers (van Dijk *et al.*, 2008;  
58 Olson *et al.*, 2012) have been linked to alterations in carrion availability affecting scavenger  
59 community composition and dietary habits. Although increased carrion availability and  
60 predictability have benefitted some species of conservation concern (Piper *et al.*, 1999; van  
61 Dijk *et al.*, 2008), detrimental impacts on non-target species have also been recorded. For  
62 instance, predation of ground nesting birds by opportunist scavengers was higher in the vicinity  
63 of a vulture restaurant in Europe (Cortés-Avizanda *et al.*, 2009). There is also a risk that  
64 encouraging aggregations of large numbers of mammalian carnivores at supplementary feeding  
65 sites will increase the likelihood of the spread of certain diseases such as rabies (Pain *et al.*,  
66 2003; Wright & Gompper, 2005; Monello & Gompper, 2011; Ogada *et al.*, 2012b). This has  
67 resulted in fencing being used at some sites to successfully exclude terrestrial scavengers  
68 (Moreno-Opo *et al.*, 2012).

69 Vulture restaurants are used widely in South Africa to provide safe feeding sites for vultures  
70 and also act as a focal point for population monitoring (Mundy *et al.*, 1992; Monadjem *et al.*,  
71 2013; Phipps *et al.*, 2013a). To date, the wider effects of providing supplementary carrion for

72 vultures on ecosystem dynamics are unknown in the region. Two mammalian carnivores that  
73 potentially exploit carrion at vulture restaurants in southern Africa are the brown hyaena  
74 (*Hyaena brunnea*) and the black-backed jackal (*Canis mesomelas*, hereafter referred to as  
75 jackal). Both species are opportunistic scavengers that interact competitively with each other  
76 and with vultures (Kruuk, 1967; Ogada *et al.*, 2012b). The brown hyaena (“near threatened”  
77 (Wiesel *et al.*, 2008)) occurs mainly in unprotected rangelands where high levels of human  
78 persecution (St John *et al.*, 2012; Thorn *et al.*, 2012) and limited access to scavenging  
79 opportunities provided by other large predators (Thorn *et al.*, 2010) have led to reduced  
80 population densities. The brown hyaena might therefore be a species of conservation concern  
81 that benefits locally from the provisioning of supplementary carrion for vultures. By contrast,  
82 the jackal (“least concern” (Loveridge and Nel, 2008)) is often perceived as a pest species  
83 capable of preying on young livestock and wild ungulates (St John *et al.*, 2012; Thorn *et al.*,  
84 2012) that has the ability to suppress populations of prey species and sympatric mesocarnivores  
85 through lethal and sub-lethal effects (Blaum *et al.*, 2009; Kamler *et al.*, 2013). Exploitation of  
86 carrion by jackals at vulture restaurants may cause local increases in their density, which is  
87 likely to be an undesirable consequence for livestock and game ranch managers or conservation  
88 practitioners (St John *et al.*, 2012; Thorn *et al.*, 2012; Kamler *et al.*, 2013). In addition, when  
89 densities of mammalian scavengers are elevated to unusually high levels around locally  
90 abundant sources of carrion the risk of the development and spread of diseases such as rabies  
91 increases, posing a threat to environmental and human health (Zulu *et al.*, 2009; Monello &  
92 Gompper, 2011; Bellan *et al.*, 2012; Ogada *et al.*, 2012b).

93 The aim of this study was to investigate whether providing supplementary carrion for vultures  
94 induced an increased abundance in two species of mammalian carnivores on a private game  
95 reserve in the North West Province of South Africa. Based on our findings we discuss the

96 implications of introducing supplementary carrion for vultures from an ecological and  
97 conservation management perspective.

## 98 **Methods**

99 The study took place at two sites, Pilanesberg National Park (PNP) (25°24'S; 27°08'E) and  
100 Mankwe Wildlife Reserve (MWR) (25°13'S; 27°18'E), which are located approximately 6 km  
101 apart in North West Province, South Africa. PNP (570 km<sup>2</sup>) was established in 1978 to promote  
102 conservation and tourism and is enclosed by an electrified wire mesh fence designed to prevent  
103 the movement of animals, especially the park's large carnivores (lion *Panthera leo*, leopard *P.*  
104 *pardus*, cheetah *Acinonyx jubatus*, wild dog *Lycaon pictus* and brown hyaena *H. brunnea*) (Van  
105 Dyk & Slotow, 2003; Carruthers, 2011). MWR (47 km<sup>2</sup>) is a private game reserve that has  
106 been managed for conservation and ecotourism since 1982 and is surrounded by an electrified  
107 wire fence that prevents the movements of large ungulates but through which smaller species,  
108 including brown hyaena and jackal, can pass (Yarnell *et al.*, 2013). Brown hyaena are the only  
109 large carnivores resident in MWR. The surrounding land is a mixture of low intensity  
110 communal and freehold livestock farms farmed mainly by members of the former  
111 Bophuthatswana community (Carruthers, 2011).

112 A vulture restaurant was established at MWR in March 2008 where carcasses of domestic  
113 livestock (e.g. cattle *Bos primigenius*) and wild ungulates (e.g. common wildebeest  
114 *Connochaetes taurinus*) were collected from local farms and deposited (Phipps *et al.*, 2013b).  
115 The carcass type and estimated biomass was recorded for all depositions. Total annual and  
116 mean monthly biomass (kg) per year of supplementary carrion was calculated. Provisioning of  
117 supplementary carrion at the vulture restaurant at MWR began in 2008 (total 2008 biomass =  
118 7986 kg) and continued until August 2011 (total 2011 biomass = 1320 kg) with a peak biomass  
119 of 15490 kg being deposited in 2009 (Fig. 1). The mean ( $\pm$ SD) number of days per month when

120 supplementary carrion was provided was  $4.00 \pm 2.86$  in 2008,  $5.17 \pm 3.64$  in 2009,  $2.33 \pm 1.83$  in  
121 2010, and  $0.88 \pm 0.83$  days month<sup>-1</sup> in 2011 (up to August 2011 when provisioning ceased).  
122 From March 2008 until August 2011 the mean ( $\pm$ SE) biomass of carrion provided at the  
123 restaurant each month was  $797 \pm 124$  kg. No supplementary carrion was provided at PNP  
124 throughout the study period.

125 We used a relative index of abundance (RIA) calculated from faecal scat transect surveys (RIA  
126 = scat count km<sup>-1</sup>; Jhala, Qureshi & Gopal, 2011) to monitor brown hyaena and jackal relative  
127 abundance at both sites between 2007 and 2013. This provided a RIA value for both species  
128 before, during and after carrion supplementation at the MWR vulture restaurant. Scat transect  
129 surveys were conducted annually in August from 2007 to 2013 for monitoring purposes along  
130 tourist and management roads at both sites (Thorn *et al.*, 2010). Scats were identified to species  
131 level based on appearance and size (Stuart & Stuart, 2000), and only scats that were identified  
132 with a high degree of confidence were included (Thorn *et al.*, 2010). For both species  
133 accumulations of more than one scat within a 10 m radius (*sensu* hyaena latrines (Thorn *et al.*  
134 2010)) were recorded as one individual scat for comparative purposes. A total of 28.82 km and  
135 63.90 km of consistently surveyed scat transect routes were completed annually in PNP  
136 (mean $\pm$ SD transect length =  $4.80 \pm 1.67$  km; n = 6) and MWR (mean $\pm$ SD transect length =  
137  $12.78 \pm 1.73$  km; n = 5), respectively. Although survey effort was consistent each year, data on  
138 jackal scats were not collected in PNP in 2008 due to logistical constraints.

139 ANOVA tests with a repeated-measures design were used to assess whether jackal and brown  
140 hyaena RIA values differed significantly between years (2007 – 2013) across individual  
141 transects on each site (individual year was the repeated-measures factor). To test whether  
142 changes in annual jackal and brown hyaena RIA values were related at and between both sites,  
143 Spearman's rank correlation coefficients were calculated. In order to investigate the  
144 relationship between annual carrion supplementation and mean RIA across transects at MWR,

145 a linear regression was performed. A time-lag of one and two years was also incorporated into  
146 the regression analysis to allow time for the abundance of each species to respond to the  
147 supplementary food. Statistical analyses were performed in Minitab 16 and SPSS 21.

## 148 **RESULTS**

149 The relative index of abundance (RIA = scats km<sup>-1</sup>) for brown hyaena and jackal both increased  
150 annually at MWR following the onset of supplementary feeding in 2008, reaching a peak in  
151 2011, and then declining in 2012 and 2013 when supplementary feeding had ceased (Fig. 1).  
152 There was a significant difference between years in jackal ( $F(6,24) = 6.264, P < 0.0005$ ) and  
153 brown hyaena ( $F(6,24) = 16.320, P < 0.0005$ ) RIA values across transects in MWR, with the  
154 highest values for both species recorded in 2011 (Fig. S1). At MWR hyaena (RIA = 1.63 scats  
155 km<sup>-1</sup>) and jackal (RIA = 3.35 scats km<sup>-1</sup>) RIA across all transects in 2011 was 54.33 and 6.32  
156 times higher, respectively, than hyaena (RIA = 0.03 scats km<sup>-1</sup>) and jackal (RIA = 0.53 scats  
157 km<sup>-1</sup>) RIA in 2007 before supplementary carrion was provided at the vulture restaurant (Figs.  
158 1 and 2). The change in annual jackal RIA was highly significantly related to the change in  
159 annual brown hyaena RIA at MWR ( $r_s = 1.00, P < 0.001$ ), indicating that the RIA for both  
160 species fluctuated concurrently.

161 In contrast brown hyaena and jackal RIA values for PNP showed only minor fluctuations  
162 between 2007 and 2013 (Fig. 1). Although there was no significant difference between years  
163 in brown hyaena RIA at PNP ( $F(6,30) = 2.220, P = 0.069$ ), the difference was significant for  
164 jackal RIA ( $F(5, 25) = 4.255, P = 0.003$ ), explained by outlying high and low values recorded  
165 in 2013 and 2010, respectively (Fig. S1). Annual jackal RIA was not significantly related to  
166 annual brown hyaena RIA in PNP ( $r_s = -0.257, P = 0.623$ ). Annual jackal and brown hyaena  
167 RIA values at MWR were not significantly related to annual jackal ( $r_s = -0.657, P = 0.156$ ) or  
168 brown hyaena ( $r_s = 0.571, P = 0.180$ ) RIA values at PNP.

169 Linear regression between RIA and food supplementation (annual mean monthly biomass of  
170 supplementary carrion) in the corresponding year at MWR found no significant relationship  
171 for hyaena ( $r^2 = 0.00$ ,  $F = 0.002$ ,  $P = 0.894$ ) or jackal ( $r^2 = 0.00$ ,  $F = 0.001$ ,  $P = 0.918$ ). By  
172 adding a time lag of one year between food supplementation and RIA there was still no  
173 significant relationship for hyaena ( $r^2 = 0.21$ ,  $F = 2.600$ ,  $P = 0.168$ ), however there was a  
174 significant relationship for jackal ( $r^2 = 0.57$ ,  $F = 8.960$ ,  $P = 0.03$ ). With a time lag of two years  
175 there was a significant relationship for both hyaena ( $r^2 = 0.76$ ,  $F = 20.140$ ,  $P = 0.006$ ), and  
176 jackal ( $r^2 = 0.75$ ,  $F = 18.950$ ,  $P = 0.007$ ) (Fig. 3).

## 177 **Discussion**

178 Our findings suggest that increases in the scat survey derived relative index of abundance (RIA)  
179 of both jackal and brown hyaena at MWR were closely linked to the provision of  
180 supplementary carrion at the newly established vulture restaurant. Correspondingly the  
181 subsequent decrease in RIA of both species followed the decrease and eventual cessation of  
182 carcass supplementation at the end of 2011. At neighbouring PNP where no supplementary  
183 carrion was provided, brown hyaena RIA remained relatively consistent between years (Fig.  
184 S1). The difference in jackal RIA between years at PNP was due to unusually high and low  
185 values in 2013 and 2010, respectively, and did not follow a clear pattern or correspond with  
186 the changes at MWR (Fig. S1). It is credible, therefore, that the introduction of supplementary  
187 carcasses increased the abundance and spatial predictability of carrion at MWR and stimulated  
188 an increase in the local abundance of both jackals and brown hyaena (Wilson & Wolkovich,  
189 2011). Although evidence for the exact mechanism of the increase in abundance is not  
190 available, it is likely that a combination of immigration, increased productivity and changes to  
191 the spatial organisation of both species played a part (Fuller & Sievert, 2001; Bino *et al.*, 2010;  
192 Wilson & Wolkovich 2011).



193 The peak in provision of supplementary carrion occurred in 2009 at MWR, and the jackal and  
194 brown hyaena RIA peaked two years later (2011), demonstrating a time-lag between carrion  
195 provisioning and numerical response in carnivore abundance (Fig. 3). The lag may be due to  
196 the time taken for the populations of both species to respond to the increased abundance of  
197 carrion, in terms of lower mortality rates, increased birth rates or higher survival of young. It  
198 is also likely that brown hyaena and jackals foraging in the wider area would have taken time  
199 to learn of and respond to the increase in carrion supply, resulting in a lag between the increased  
200 carrion abundance and immigration into the area, with consequent changes to the spatial  
201 organisation and composition of the scavenger community (Fuller and Sievert, 2001; Kortello  
202 *et al.*, 2007; Bino *et al.*, 2010). Further evidence that supplementary feeding was linked to  
203 carnivore abundance can be seen in the years where levels of carrion provisioning drop and  
204 then cease. This reduction in carrion supply, and therefore overall food abundance and  
205 predictability in MWR, appears to have resulted in a decrease of RIA for both jackal and brown  
206 hyaena at MWR. Similar patterns of fluctuations in the local abundance of carnivores following  
207 the introduction or removal of abundant and spatially predictable food sources have been  
208 recorded in spotted hyaena *Crocuta crocuta* (Kolowski & Holekamp, 2007) and red foxes  
209 *Vulpes vulpes* (Bino *et al.* 2010). Interestingly, the decrease in RIA after the cessation of  
210 supplementary feeding appears to be slower than the initial increase observed after  
211 supplementation began. This follows suggestions that reducing available anthropogenic  
212 resources might result in lagged decreases in carnivore abundance, sometimes due to a  
213 preceding overexploitation of other local resources (Fuller and Sievert, 2001; Bino *et al.*, 2010).

214 In July 2012, seven jackals and one brown hyaena were found dead at MWR within the space  
215 of two weeks. Two jackal and one brown hyaena specimen were sent for post-mortem at  
216 Onderstepoort Faculty of Veterinary Science, University of Pretoria, where the cause of death  
217 for all three individuals was confirmed as rabies. It is suspected that all individual carnivores

218 that were found dead at MWR during this period possibly died from rabies. Although firm  
219 evidence is lacking, it is plausible that the provision of supplementary carrion stimulated local  
220 jackal densities to increase, resulting in a higher frequency of competitive interactions at the  
221 feeding site and potentially increasing the possibility of rabies infection and transmission  
222 between individuals (Monello and Gompper, 2011; Bellan *et al.*, 2012; Ogada *et al.*, 2012b).  
223 Subsequently, the cessation of carrion supplementation at the end of 2011 might have  
224 introduced nutritional stress into the jackal population and expedited the onset of clinical  
225 symptoms in infected individuals, ultimately causing their death (Altizer *et al.*, 2003; Bino *et*  
226 *al.*, 2010; Bellan *et al.*, 2012). Although this is speculative discussion, given the serious threat  
227 that rabies and other diseases carried by jackals pose to human health, economic stability and  
228 wildlife conservation (Craft *et al.*, 2009; Zulu *et al.*, 2009), this inadvertent effect of providing  
229 and then withdrawing supplementary carrion urgently requires further investigation.

230 Although further replicate studies are needed to determine whether the trends reported here are  
231 representative of other vulture restaurants in southern Africa, the wider potential impacts of  
232 providing supplementary carrion at vulture restaurants may present a paradox to reserve  
233 managers and conservation practitioners. While it is widely acknowledged that vultures play  
234 an important role in reducing the development and spread of disease by quickly locating and  
235 consuming carcasses (Sekercioglu, 2006; Markandya *et al.*, 2008; Ogada *et al.*, 2012a, 2012b),  
236 it is possible that establishing vulture restaurants might cause disruption to their natural  
237 ecological function, as well as impacting upon their mammalian counterparts. It has already  
238 been shown in Europe that providing carrion at fixed locations is likely to reduce vulture  
239 scavenging efficiency and disrupt the social organisation of the scavenger guild (Deygout *et*  
240 *al.*, 2009, 2010; Cortez-Avizanda *et al.*, 2012). Moreover, given the ability of opportunistic  
241 species such as jackals to suppress local populations of prey and sympatric carnivore species  
242 through competition and increased predation rates (Blaum *et al.*, 2009; Cortés-Avizanda *et al.*,

243 2009; Kamler *et al.*, 2013), as well as their potential to act as disease vectors (Zulu *et al.*, 2009),  
244 we urge further assessment of the wider impacts of providing supplementary carrion at fixed  
245 locations.

246 If providing supplementary carrion for vultures continues to be used as a conservation tool in  
247 southern Africa we recommend that fences could be erected around vulture restaurants to  
248 exclude terrestrial scavengers, as used successfully in Europe (Moreno-Opo *et al.*, 2012). We  
249 also support suggestions that the most effective and appropriate method of providing  
250 supplementary carrion for both avian and terrestrial scavengers is to irregularly deposit  
251 carcasses of varying types and sizes at random locations throughout the landscape in order to  
252 simulate a naturally ephemeral and unpredictable food source (Deygout *et al.*, 2009, 2010;  
253 Cortés-Avizanda *et al.*, 2009, 2012; Donazar *et al.*, 2010). Although we acknowledge that there  
254 are many practical issues to consider when implementing supplementary feeding schemes, we  
255 urge land managers and conservation practitioners to consider the wider impacts of introducing  
256 supplementary carrion to the local ecosystem, and to attempt to mitigate any negative impacts  
257 where possible. We also propose that a thorough assessment of the use and management of  
258 vulture restaurants for vulture conservation across southern Africa is required.

259

## 260 **Acknowledgements**

261 We would like to thank North West Parks and Tourism Board and Dougal MacTavish for  
262 granting access to PNP and MWR respectively. Funding support was provided by Earthwatch  
263 Institute and the Leverhulme Trust (WLP). We thank Earthwatch volunteers, Louisa  
264 Richmond-Coggan and staff at Mankwe Wildlife Reserve for assistance with conducting scat  
265 transect surveys. We also thank Dr Darcy Ogada and two anonymous reviewers for helpful  
266 comments.

267

268

269

270

271

272

273

274

275

276

277

## REFERENCES

278

279 ALTIZER, S., NUNN, C. L., THRALL, P. H., GITTLEMAN, J. L., ANTONOVICS, J.,  
280 CUNNINGHAM, A. A., DOBSON, A. P., EZENWA, V., JONES, K. E.,  
281 PEDERSEN, A. B., POSS, M. & PULLIAM, J. R. C. (2003) Social organization and  
282 parasite risk in mammals: Integrating theory and empirical studies. *Annu. Rev. Ecol.*  
283 *Evol. Syst.*, **34**, 517-547.

284 BELLAN, S. E., CIZAUSKAS, C. A., MIYEN, J., EBERSOHN, K., KUESTERS, M.,  
285 PRAGER, K. C., VAN VUUREN, M., SABETA, C. & GETZ, W. M. (2012) Black-  
286 backed jackal exposure to rabies virus, canine distemper virus, and *Bacillus anthracis*  
287 in Etosha National Park, Namibia *J. Wild. Dis.*, **48**, 371-381.

288 BINO, G., DOLEV, A., YOSHA, D., GUTER, A., KING, R., SALTZ, D. & KARK, S.  
289 (2010) Abrupt spatial and numerical responses of overabundant foxes to a reduction  
290 in anthropogenic resources. *J. Appl. Ecol.*, **47**, 1262-1271.

291 BLAUM, N., TIETJEN, B. & ROSSMANITH, E. (2009) Impact of Livestock Husbandry on  
292 Small- and Medium-Sized Carnivores in Kalahari Savannah Rangelands. *J. Wild.*  
293 *Manage.*, **73**, 60-67.

- 294 CARRUTHERS, J. (2011) Pilanesberg National Park, North West Province, South Africa:  
 295 Uniting economic development with ecological design - A history, 1960s to 1984.  
 296 *Koedoe*, **53**, 1028.  
 297
- 298 CORTÉS-AVIZANDA, A., CARRETE, M., SERRANO, D. & DONÁZAR, J. A. (2009)  
 299 Carcasses increase the probability of predation of ground-nesting birds: a caveat  
 300 regarding the conservation value of vulture restaurants. *Anim. Cons.*, **12**, 85-88.
- 301 CORTES-AVIZANDA, A., JOVANI, R., CARRETE, M. & DONAZAR, J. A. (2012)  
 302 Resource unpredictability promotes species diversity and coexistence in an avian  
 303 scavenger guild: a field experiment. *Ecology*, **93**, 2570-2579.
- 304 CRAFT, M. E., VOLZ, E., PACKER, C. & MEYERS, L. A. (2009) Distinguishing epidemic  
 305 waves from disease spillover in a wildlife population. *Proc. R. Soc. Lond., B*, **276**,  
 306 1777-1785.
- 307 DEVAULT, T. L., RHODES, O. E. & SHIVIK, J. A. (2003) Scavenging by vertebrates:  
 308 behavioral, ecological, and evolutionary perspectives on an important energy transfer  
 309 pathway in terrestrial ecosystems. *Oikos*, **102**, 225-234.
- 310 DEYGOUT, C., GAULT, A., DURIEZ, O., SARRAZIN, F. & BESSA-GOMES, C. (2010)  
 311 Impact of food predictability on social facilitation by foraging scavengers. *Behav.*  
 312 *Ecol.*, **21**, 1131-1139.
- 313 DEYGOUT, C., GAULT, A., SARRAZIN, F. & BESSA-GOMES, C. (2009) Modeling the  
 314 impact of feeding stations on vulture scavenging service efficiency. *Ecol. Model.*,  
 315 **220**, 1826-1835.
- 316 DONAZAR, J. A., CORTES-AVIZANDA, A. & CARRETE, M. (2010) Dietary shifts in two  
 317 vultures after the demise of supplementary feeding stations: consequences of the EU  
 318 sanitary legislation. *Eur. J. Wild. Res.*, **56**, 613-621.
- 319 FULLER, T. K. & SIEVERT, P. R. (2001) Carnivore demography and the consequences of  
 320 changes in prey availability. In: *Carnivore Conservation* (Eds. J. L. GITTLEMAN, S.  
 321 M. FUNK, D. W. MACDONALD & R. K. WAYNE).
- 322 GILBERT, M., WATSON, R. T., AHMED, S., ASIM, M. & JOHNSON, J. A. (2007)  
 323 Vulture restaurants and their role in reducing diclofenac exposure in Asian vultures.  
 324 *Bird. Conserv. Int.*, **17**, 63-77.
- 325 JHALA, Y., QURESHI, Q. & GOPAL, R. (2011) Can the abundance of tigers be assessed  
 326 from their signs? *J. Appl. Ecol.*, **48**, 14-24.
- 327 KAMLER, J. F., STENKEWITZ, U. & MACDONALD, D. W. (2013) Lethal and sublethal  
 328 effects of black-backed jackals on cape foxes and bat-eared foxes. *J. Mammal.*, **94**,  
 329 295-306.

- 330 KOLOWSKI, J.M. & HOLEKAMP, K.E. (2007) Effects of an open refuse pit on space use  
331 patterns of spotted hyenas. *Afr. J. Ecol.*, **46**, 341-349.
- 332 KORTELLO, A. D., HURD, T. E. & MURRAY, D. L. (2007) Interactions between cougars  
333 (*Puma concolor*) and gray wolves (*Canis lupus*) in Banff National Park, Alberta.  
334 *Ecoscience*, **14**, 214-222.
- 335 KRUUK, H. (1967) Competition for food between vultures in East Africa. *Ardea*, **55**, 171-  
336 193.
- 337 LOVERIDGE, A. J. & NEL, J. A. J. (2008) *Canis mesomelas*. In: IUCN 2013. IUCN Red  
338 List of Threatened Species. Version 2013.2. <[www.iucnredlist.org](http://www.iucnredlist.org)> Downloaded on  
339 11 December 2013.
- 340 MARKANDYA, A., TAYLOR, T., LONGO, A., MURTY, M. N., MURTY, S. &  
341 DHAVALA, K. (2008) Counting the cost of vulture decline - An appraisal of the  
342 human health and other benefits of vultures in India. *Ecol. Econ.*, **67**, 194-204.
- 343 MATEO-TOMAS, P. & OLEA, P. P. (2010) When hunting benefits raptors: a case study of  
344 game species and vultures. *Eur. J. Wild. Res.*, **56**, 519-528.
- 345 MONADJEM, A., WOLTER, K., NESER, W. & KANE, A. (2013) Effect of rehabilitation  
346 on survival rates of endangered Cape vultures. *Anim. Cons.*, **17**, 52-60.
- 347 MONELLO, R. J. & GOMPPER, M. E. (2011) Effects of resource availability and social  
348 aggregation on the species richness of raccoon endoparasite infracommunities. *Oikos*,  
349 **120**, 1427-1433.
- 350 MORENO-OPO, R., MARGALIDA, A., GARCIA, F., ARREDONDO, A., RODRIGUEZ,  
351 C. & GONZALEZ, L. M. (2012) Linking sanitary and ecological requirements in the  
352 management of avian scavengers: effectiveness of fencing against mammals in  
353 supplementary feeding sites. *Biodivers. Conserv.*, **21**, 1673-1685.
- 354 MUNDY, P. J., BUTCHART, D., LEDGER, J. A. & PIPER, S. E. (1992) *The vultures of*  
355 *Africa*, Academic Press, London.
- 356 OGADA, D. L., KEESING, F. & VIRANI, M. Z. (2012a) Dropping dead: causes and  
357 consequences of vulture population declines worldwide. *Ann. N. Y. Acad. Sci.*, **1249**,  
358 57-71.
- 359 OGADA, D. L., TORCHIN, M. E., KINNAIRD, M. F. & EZENWA, V. O. (2012b) Effects  
360 of Vulture Declines on Facultative Scavengers and Potential Implications for  
361 Mammalian Disease Transmission. *Conserv. Biol.*, **26**, 453-460.

- 362 OLSON, Z. H., BEASLEY, J. C., DEVAULT, T. L. & RHODES, O. E., JR. (2012)  
 363 Scavenger community response to the removal of a dominant scavenger. *Oikos*, **121**,  
 364 77-84.
- 365 ORO, D., GENOVART, M., TAVECCHIA, G., FOWLER, M. S. & MARTINEZ-ABRAIN,  
 366 A. (2013) Ecological and evolutionary implications of food subsidies from humans.  
 367 *Ecol. Lett.*, **16**, 1501-1514.
- 368 PAIN, D. J., CUNNINGHAM, A. A., DONALD, P. F., DUCKWORTH, J. W., HOUSTON,  
 369 D. C., KATZNER, T., PARRY-JONES, J., POOLE, C., PRAKASH, V., ROUND, P.  
 370 & TIMMINS, R. (2003) Causes and effects of temporospatial declines of Gyps  
 371 vultures in Asia. *Conserv. Biol.*, **17**, 661-671.
- 372 PHIPPS, W. L., WILLIS, S. G., WOLTER, K. & NAIDOO, V. (2013a) Foraging Ranges of  
 373 Immature African White-Backed Vultures (*Gyps africanus*) and Their Use of  
 374 Protected Areas in Southern Africa. *PLoS ONE*, **8**, e52813.
- 375 PHIPPS, W. L., WOLTER, K., MICHAEL, M. D., MACTAVISH, L. M. & YARNELL, R.  
 376 W. (2013b) Do Power Lines and Protected Areas Present a Catch-22 Situation for  
 377 Cape Vultures (*Gyps coprotheres*)? *PLoS One*, **8**, e76794.
- 378 PIPER, S. E., BOSHOFF, A. F. & SCOTT, H. A. (1999) Modelling survival rates in the Cape  
 379 Griffon Gyps coprotheres, with emphasis on the effects of supplementary feeding.  
 380 *Bird Study*, **46**, 230-238.
- 381 ROBB, G. N., MCDONALD, R. A., CHAMBERLAIN, D. E., REYNOLDS, S. J.,  
 382 HARRISON, T. J. E. & BEARHOP, S. (2008) Winter feeding of birds increases  
 383 productivity in the subsequent breeding season. *Biol. Lett.*, **4**, 220-223.
- 384 SEKERCIOGLU, C. H. (2006) Increasing awareness of avian ecological function. *Trends*  
 385 *Ecol. Evol.*, **21**, 464-471.
- 386 ST JOHN, F. A. V., KEANE, A. M., EDWARDS-JONES, G., JONES, L., YARNELL, R.  
 387 W. & JONES, J. P. G. (2012) Identifying indicators of illegal behaviour: carnivore  
 388 killing in human-managed landscapes. *Proc. R. Soc. Lond., B*, **279**, 804-812.
- 389 STUART, C. & STUART, T. (2000) *A Field Guide to the Tracks and Signs of Southern and*  
 390 *East African Wildlife*, Struik, Cape Town.
- 391 THORN, M., GREEN, M., BATEMAN, P. W., CAMERON, E. Z., YARNELL, R. W. &  
 392 SCOTT, D. M. (2010) Comparative efficacy of sign surveys, spotlighting and audio  
 393 playback in a landscape-scale carnivore survey. *S. Afr. J. Wildl. Res.*, **40**, 77-86.
- 394 THORN, M., GREEN, M., DALERUM, F., BATEMAN, P. W. & SCOTT, D. M. (2012)  
 395 What drives human-carnivore conflict in the North West Province of South Africa?  
 396 *Biol. Cons.*, **150**, 23-32.

- 397 VAN DIJK, J., GUSTAVSEN, L., MYSTERUD, A., MAY, R., FLAGSTAD, O.,  
 398 BROSETH, H., ANDERSEN, R., ANDERSEN, R., STEEN, H. & LANDA, A.  
 399 (2008) Diet shift of a facultative scavenger, the wolverine, following recolonization of  
 400 wolves. *J. Anim. Ecol.*, **77**, 1183-1190.
- 401 VAN DYK, G. & SLOTOW, R. (2003) The effects of fences and lions on the ecology of  
 402 African wild dogs reintroduced to Pilanesberg National Park, South Africa. *Afr. Zool.*,  
 403 **38**, 79-94.
- 404 WIESEL, I., MAUDE, G., SCOTT, D. M. & MILLS, G. (2008) *Hyaena brunnea*. In: IUCN  
 405 2013. IUCN Red List of Threatened Species. Version 2013.1. [www.iucnredlist.org](http://www.iucnredlist.org).  
 406 Downloaded on 06 November 2013.
- 407 WILMERS, C. C., STAHLER, D. R., CRABTREE, R. L., SMITH, D. W. & GETZ, W. M.  
 408 (2003) Resource dispersion and consumer dominance: scavenging at wolf- and  
 409 hunter-killed carcasses in Greater Yellowstone, USA. *Ecol. Lett.*, **6**, 996-1003.
- 410 WILSON, E. E. & WOLKOVICH, E. M. (2011) Scavenging: how carnivores and carrion  
 411 structure communities. *Trends. Ecol. Evol.*, **26**, 129-135.
- 412 WRIGHT, A. N. & GOMPPER, M. E. (2005) Altered parasite assemblages in raccoons in  
 413 response to manipulated resource availability. *Oecologia*, **144**, 148-156.
- 414 YARNELL, R. W., PHIPPS, W. L., BURGESS, L. P., ELLIS, J. A., HARRISON, S. W. R.,  
 415 DELL, S., MACTAVISH, D., MACTAVISH, L. M. & SCOTT, D. M. (2013) The  
 416 influence of large predators on the feeding ecology of two African mesocarnivores:  
 417 the black-backed jackal and the brown hyaena. *S. Afr. J. Wildl. Res.*, **43**, 155-166.
- 418 YIRGA, G., DE IONGH, H. H., LEIRS, H., GEBRIHIWOT, K., DECKERS, J. & BAUER,  
 419 H. (2012) Adaptability of large carnivores to changing anthropogenic food sources:  
 420 diet change of spotted hyena (*Crocuta crocuta*) during Christian fasting period in  
 421 northern Ethiopia. *J. Anim. Ecol.*, **81**, 1052-1055.
- 422 ZULU, G. C., SABETA, C. T. & NEL, L. H. (2009) Molecular epidemiology of rabies:  
 423 Focus on domestic dogs (*Canis familiaris*) and black-backed jackals (*Canis*  
 424 *mesomelas*) from northern South Africa. *Virus Research*, **140**, 71-78.  
 425
- 426
- 427
- 428
- 429



430

431

432

433

434

435

436

437

438

439 **Figure Legends**

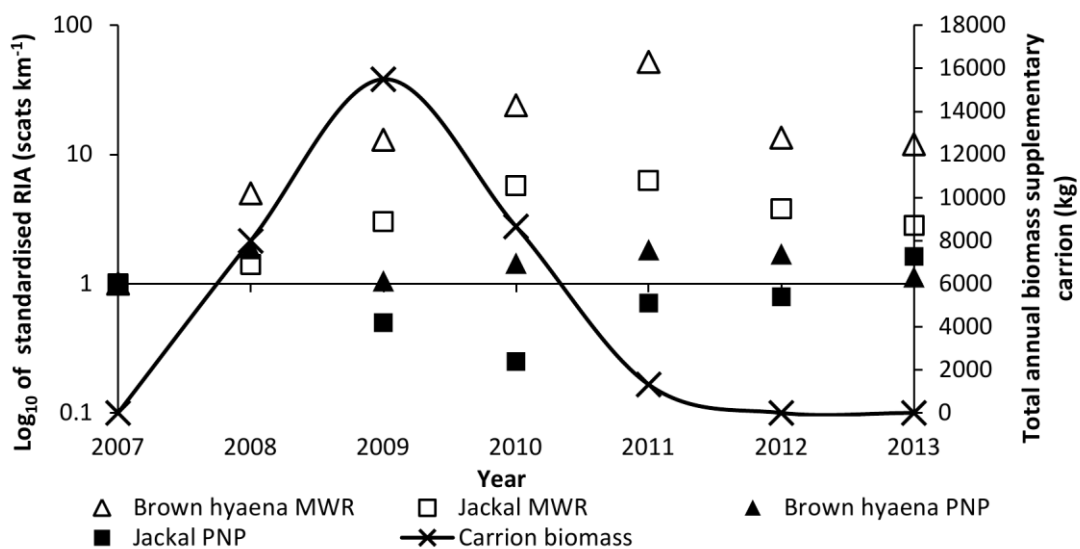
440 Figure 1. Relative changes in  $\text{Log}_{10}$  of standardised brown hyaena and jackal relative index  
441 of abundance ( $\text{RIA} = \text{scats km}^{-1}$ ) at Pilanesberg National Park (PNP) and Mankwe Wildlife  
442 Reserve (MWR) in relation to total annual biomass of supplementary carrion placed at MWR  
443 vulture restaurant, North West Province, South Africa between 2007 and 2013. Annual RIA  
444 values were divided by the 2007 values in order to give a value of change relative to the first  
445 year of data collection, 2007.

446 Figure 2. Maps showing the location of jackal (hollow squares) and brown hyaena scats (grey  
447 circles) at Mankwe Wildlife Reserve in (a) 2007 before carrion supplementation started, and  
448 in (b) 2011 three years after carrion supplementation started. The location of the vulture  
449 restaurant is shown by a black triangle. Survey routes are denoted by letters A – E.

450 Figure 3. The linear regression relationship between annual mean monthly carrion biomass  
 451 (kg) deposited at the vulture restaurant, and the mean relative index of abundance (RIA =  
 452 scats km<sup>-1</sup>) of (a) jackals ( $r^2 = 0.75$ ,  $F = 18.950$ ,  $P = 0.007$ ;  $y = 1.06 + 0.0019 x$ ) and (b)  
 453 brown hyaena ( $r^2 = 0.76$ ,  $F = 20.140$ ,  $P = 0.006$ ;  $y = 1.43 + 0.001 x$ ), with a two year time lag  
 454 across 5 transects at Mankwe Wildlife Reserve, between 2007 and 2013. 95% confidence  
 455 intervals for RIA values are provided in Figure S1.

456 Figure S1. Mean annual relative index of abundance (RIA = scats km<sup>-1</sup>) for (a) black-backed  
 457 jackal and (b) brown hyaena determined from scat surveys along annually repeated transects  
 458 at Mankwe Wildlife Reserve (MWR = Site 1; n = 5 transects) and Pilanesberg National Park  
 459 (PNP = Site 2; n = 6 transects) between 2007 and 2013. Error bars represent 95% confidence  
 460 intervals. Jackal scat data were not collected in 2008 at Pilanesberg National Park due to  
 461 logistical constraints. Supplementary carrion was only provided at MWR from 2008 – 2011,  
 462 inclusive, and never at PNP.

463 **FIGURE 1**



464

465

466

467

468

469

470

471

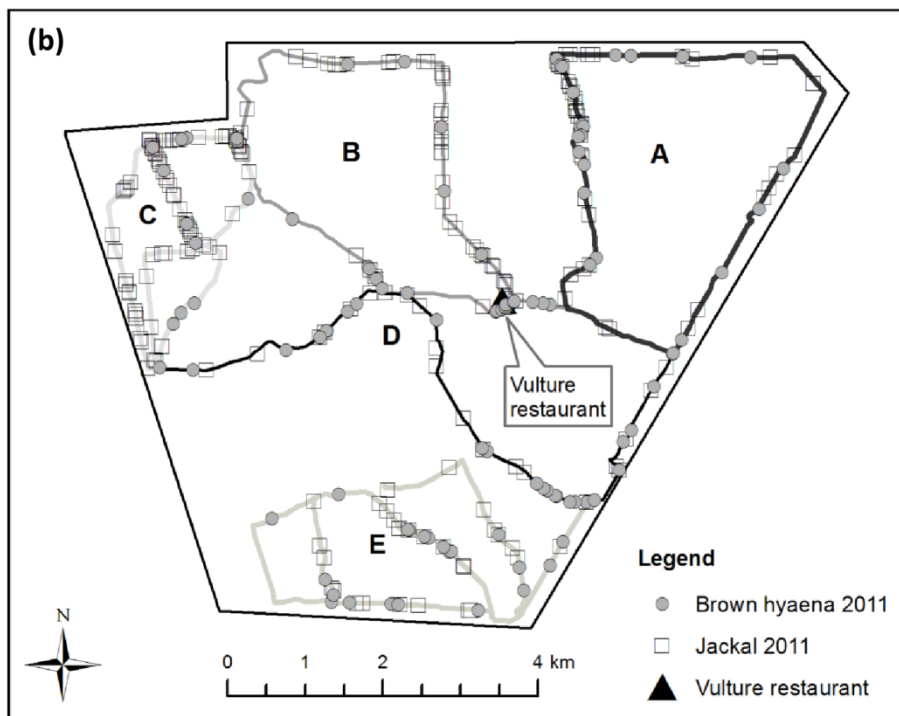
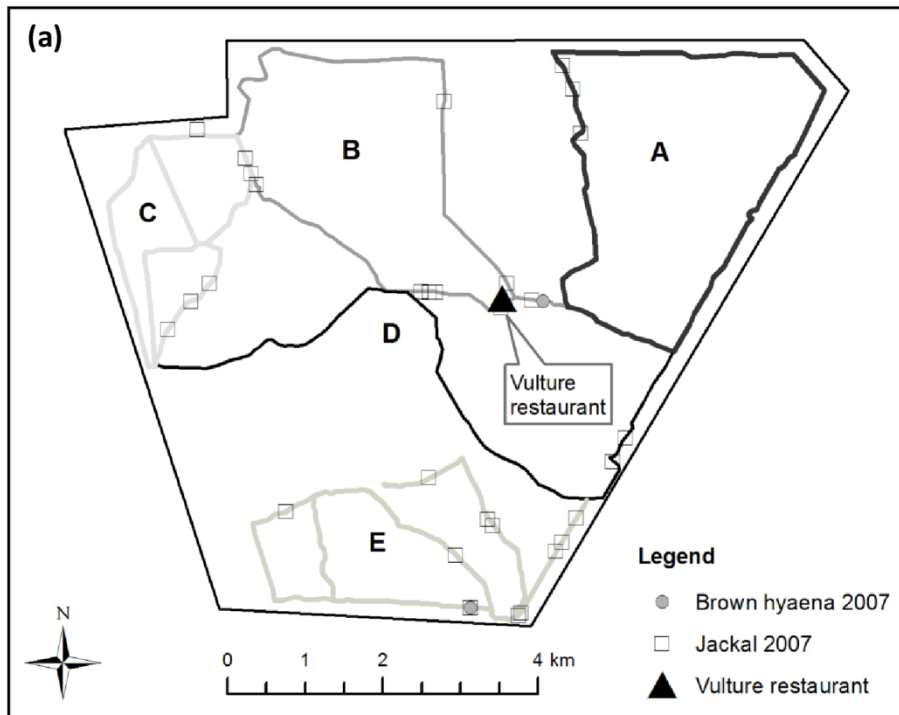
472

473

474

475

476 **FIGURE 2**

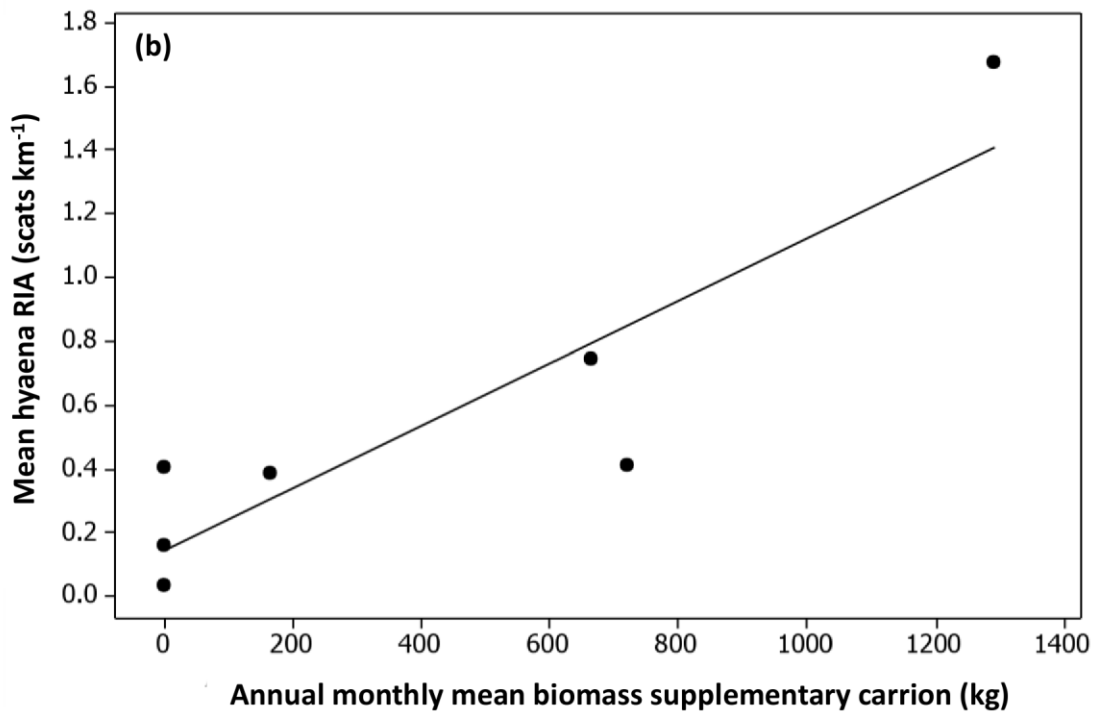
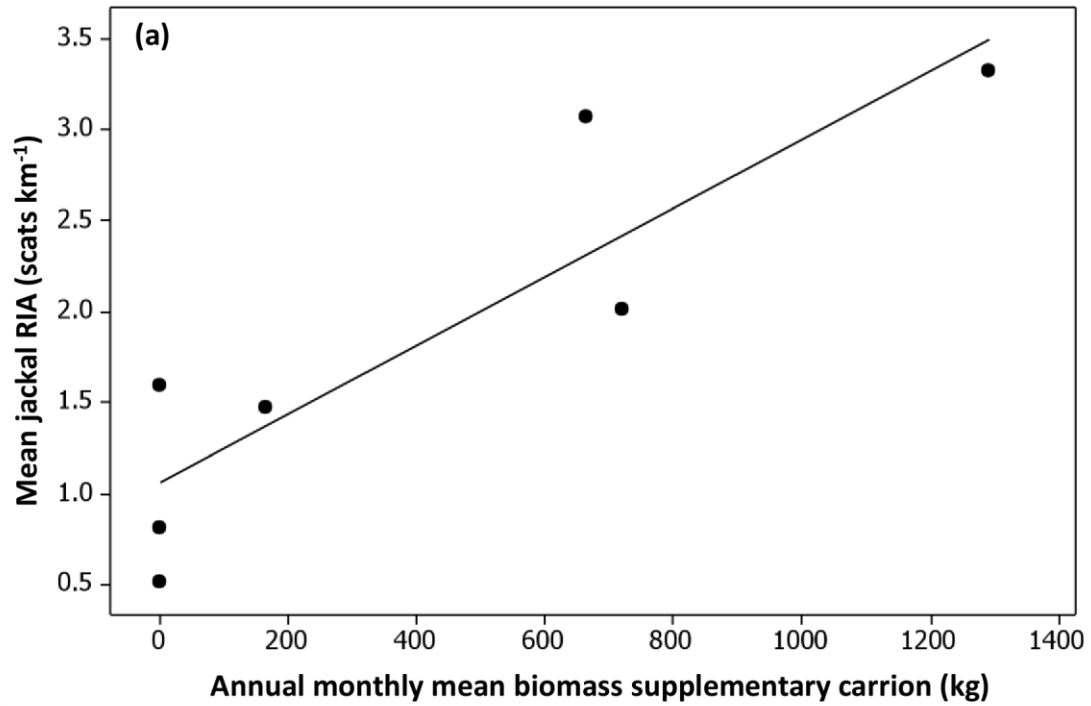


477

478

479

480 **FIGURE 3**



481

482

483

484 **FIGURE S1**

485 Please see attached

486

487

488

489

490

491

492

493

494

495

496

497