

1 **The Bio Refinery; Producing Feed and Fuel from Grain**

2 D.V. Scholey¹, E.J. Burton¹, P.E.V. Williams²

3 1. Nottingham Trent University, Southwell, Nottingham NG25 0QF

4 2. Ag_Bio, Silver Street, Brixworth, NN6 9BY

5 **Abstract**

6 It is both possible and practicable to produce feed and fuel from grain. Using the value of grain to
7 produce renewable energy for transport, while using the remaining protein content of the grain as a
8 valuable protein source for livestock and for fish, can be seen as a complimentary and optimal use of
9 all the grain constituents. Consideration must be given to maximise the value of the yeast
10 components, as substantial yeast is generated during the fermentation of the grain starch to
11 produce ethanol. Yeast is a nutritionally rich feed ingredient, with potential for use both as feed
12 protein and as a feed supplement with possible immunity and gut health enhancing properties.
13 Bioprocessing, with the consequent economies of scale, is a process whereby the value of grain can
14 be optimised in a way that is traditional, natural and sustainable for primarily producing protein and
15 oil for feed with a co-product ethanol as a renewable fuel.

16 **1.1 Introduction**

17 The International Energy Agency (2009) defined biorefining as the sustainable processing of biomass
18 into a spectrum of bio-based products (food, feed, chemicals and minerals) and bioenergy (biofuels,
19 power and/or heat). The controversy in 2008 around the use of grain as a biorefinery feedstock to
20 produce fuel, in particular bio ethanol (Ayre, 2007) suggested lack of public awareness that the
21 process is both sustainable and also an exemplary case of a biorefinery producing both fuel and
22 feed. At present, the issue has not completely abated and there is now an urgent need for greater
23 security and resilience in protein for feed in Europe. The current global approach to sustainable
24 agriculture hinges on *balancing* supply of the 4Fs: feed, fuel, food and fibre. The incorporation of

25 biorefinery co-products into animal feeds provides a major conduit for finding balance; excess fibre
26 and feed from production of fuel may be converted into food via animal production. This paper will
27 consider the current situation regarding protein for feed, then specifically address the benefits of an
28 ethanol biorefinery for producing feed protein. Practical aspects of developing an alternative feed
29 material will be discussed, particularly relating to the nutritional composition of the protein. Finally,
30 a dry grind bioethanol refinery will be used as an exemplar in meeting the need for protein
31 production and holistic biorefining.

32

33 **2.1 The EU Feed Protein Issue**

34 It is well recognised that Europe does not produce sufficient protein of required quality for its
35 manufacture of animal feed (De Visser, Schreuder and Stoddard, 2014) and currently relies on
36 imported protein. A substantial research programme is now being undertaken across Europe (EU,
37 2013) to identify alternative sources, as innovation in protein crops has been somewhat neglected
38 (Hausling, 2011). Over 66% of the protein used in animal feed in the European Union is imported
39 (Daelemans, 2012), with the remainder sourced from locally produced oilseed and distillers dried
40 grains and solubles DDGS (25%), other protein crops (5%) with 4% from other minor sources. Such
41 heavy reliance on imported material has important implications which raise both economic and
42 environmental concerns. Not only is the energy cost of trans-global transportation set against the
43 product but the growing uncertainty of the international marketplace places significant pressure on
44 the resilience of the European supply chain.

45 From a nutritional and formulation perspective, a number of factors need to be taken into account
46 when considering protein supply for animal feed. This starts with the concentration of protein in the
47 raw material. There are very few raw materials in which the protein represents one hundred percent
48 of the product, therefore the impact of the non-protein components must be accounted for when
49 formulating a diet. At worst, these components can constitute anti nutritional factors that have a

50 negative impact on animal health, but more usually, are poorly digested plant carbohydrate
51 fractions that simply dilute the active protein component. However, there are some examples where
52 the associated components have significant positive effects on the protein. This is commonly when
53 the residual component is either an important source of energy such as an oil- seed meal or
54 component with potentially beneficial biological activity, such as the role of yeast in the biorefining
55 example. The amino acid profile of the protein is the second most important consideration. Lysine
56 and methionine tend to be the first limiting amino acids in protein supplements destined for
57 application in animal feed. For nutritionists the final important factor is the availability of the protein
58 in the feed material to the animal itself. The chemical association of protein with plant
59 carbohydrates will influence how the protein is digested and made available for digestion and
60 absorption (Choct and Annison, 1992) The presence and quantity of anti-nutritional factors must
61 also be quantified to allow for their mitigation (Boye, Zare and Pletch, 2010). Finally, the protein
62 product must be produced in sufficient quantities to make adoption of the product a viable
63 proposition. In order to be considered for incorporation into a commercial feed formulation, any
64 new product not only competes with a basket of alternative protein products on cost, availability
65 and nutritional value, but must also guarantee reliability of supply. A product needs be produced in
66 larger quantities of greater than 50 thousand tonnes per annum to be considered as a commodity
67 protein for feed formulation. It could however have application if the product were to provide a
68 specific, high value, nutritional feed additive as will be exemplified in the bioethanol refinery
69 concept. Table 1 shows the potential avenues available for novel protein sources, spilt into
70 categories based upon their feedstock material.

71

72

73

74

75 Table 1: Potential novel protein sources by category

76

77 The EU is a net importer of cereals, and relies heavily on imported soya bean meal (30 million tonnes
78 of soya bean meal per annum) (2010 figures, FEDIOL 2012). Soya bean meal is a good example of a
79 source of protein that contains many of the characteristics defined above as key attributes of a feed
80 protein source. It is also important to reflect that the soya bean crop was first cultivated for its oil
81 content, with the fat extracted protein meal regarded as co-product. It is only relatively recently that
82 soya has been cultivated for its protein yield. There is a need for a balanced approach to
83 cereals/oilseeds and protein crops in the EU in order to begin to solve the protein deficit.

84 Soya bean meal is the fastest expanding crop in the world and is mainly used in feed for animals in
85 meat and dairy supply chains, but unfortunately this growth has come at considerable
86 environmental and social cost (Minderhoud, 2010). Companies are now being ranked on their
87 commitment to use Responsible Soya (RespSoy, 2015).

88 **2.2 Application of proteins in feed for livestock**

89 The animal feed industry may be loosely divided into two sectors: one sector addressing the
90 requirements of ruminant animals (primarily cattle and sheep) and the other sector addressing non-
91 ruminants (primarily fish, pigs and poultry). The ability of ruminants to digest fibre as an energy
92 source and to utilise non-protein nitrogen to meet their amino acid requirements means that the
93 fibrous products are predominantly integrated into ruminant diets, whilst the majority of high
94 protein biorefinery co-products are directed towards non-ruminants. It is important to understand
95 how proteins are employed in feed, with three areas needing distinct consideration, the animal, the
96 feed industry and the consumer.

97 *2.2.1 Animal requirements*

98 The needs of the animal can vary for different segments of the feed industry, particularly in areas
99 such as neonate nutrition. The very high growth rates of commercial strains of fish, pig and poultry
100 render them extremely sensitive to fluctuations in the quality of feed provided and the density of
101 protein and energy in the feed, which limits the inclusion of many co-products. Factors such as
102 protein density which can effect growth and feed conversion and the presence of anti-nutritional
103 factors – for example; lectins, trypsin inhibitors and β conglycin, are important when considering
104 using a protein as a feed material (Gilani, Xiao and Cockell, 2012).

105 *2.2.2 The feed industry*

106 Some reference has already been made to specific needs of the feed industry, but successful
107 adoption of a raw material as a mainstream product requires several criteria to be concurrently met.
108 Reliable supply chains, critical volume of production, consistent quality and the presence of reliable
109 quality control mechanisms are factors specific to the feed industry criteria for mainstream feed
110 ingredients. It is also important that the protein source has the required feed density to allow for
111 flexibility of compound feed production, as feed intake volume (and hence diet nutrient density)
112 frequently becomes a limiting factor, particularly in neonate nutrition. Products must also have little
113 or no fibre contamination, which can effect feed quality and ultimately the acceptance or not of the
114 protein product.

115 *2.2.3 Consumer choice*

116 The opinions of the consumer is a relatively new factor in animal feed production which has gained
117 prominence over the past two decades (Parrot, 2010). The consumer has become increasingly aware
118 and sensitive to the importance of safe feed production and the significance of animal feed as an
119 integral component of the food chain as a result of a significant number of food safety scares which
120 have occurred over the past 30 years (Wall, 2014). Since the mid-1980s, most Western European
121 countries have experienced at least one or more significant food scares (e.g. BSE - considered the
122 cause of Creutzfeldt–Jakob disease, E-Coli, Salmonella, Dioxin residues, Campylobacter). The

123 consumer now demands a choice in how their food is produced and this includes decisions based on
124 sustainability, animal welfare and use of genetically modified feed ingredients. Public opinion on
125 sustainability of food production includes replacement of fishmeal as a protein source (Hardy, 2010)
126 and less reliance on imported ingredients). Animal welfare considerations have resulted in the
127 continued ban on the use of animal by-products in certain feed formulations and consumers
128 demand a choice as to whether animals have been fed on genetically modified grains or not. From
129 this, it clear that the opinions of consumers now have a highly significant impact on the choice of
130 products that can be used in animal feed.

131 **3.1 The Value of a Biorefinery**

132 Construction of a biorefinery is a significant financial investment requiring a solid business case for
133 the production of the primary product and, more recently, the associated co-product(s). In modern
134 construction of, for example, bioethanol plants, advantages are made of the economies of scale, the
135 use of combined heat and power, and supply chains that are well established for both in bound and
136 outward transport. With scale and high volume comes the added benefit of continuous supply and
137 consistency of product. Additional technology improving co-product value can add significant
138 financial benefit in both existing biorefineries and business plans for future construction.

139 Biorefining processes are already extensively employed in the production of feed for livestock and in
140 many cases have evolved to accommodate animal, feed industry and consumer requirements for
141 feed protein sources for the different segments of the animal feed industry. The biorefining process
142 can have a significant positive impact on the quality of the protein. Indeed without biorefining
143 processes many proteins would not be suitable for animal feed. When oils seeds were first
144 processed to recover oil, the process was modified to eliminate plant components which were
145 known to be anti-nutritional, such as the inactivation of trypsin inhibitors during soya bean
146 processing. Processing was originally a combination of physical processing, heat and solvent
147 extraction (Clarke and Wiseman, 1999). More recently enzymes have been used to selectively

148 eliminate plant components which only relatively recently have been identified as being anti-
149 nutritional, such as addition of phytase to reduce phytate levels in feed materials (Morgan, Walk,
150 Bedford, Burton, 2015). There are several examples of biorefining in use routinely, including oil
151 production from which rape meal or sunflower meal can be generated; mono sodium glutamate
152 production with a rice protein concentrate co-product ; and the production of yeast from bioethanol
153 refining (Burton Scholey, Williams, 2014). The latter will be discussed in more detail later.

154 It can be as enlightening to examine a case which on the surface appeared viable but fell down
155 simply because there was no viable cost effective supply chain. It was proposed that green beet tops
156 would provide an excellent source of plant protein as a co-product to sugar beet production
157 (Feedipedia, 2015). It was proposed that high protein beet-top meal could be produced, replicating
158 alfalfa leaf protein. In this case, 8.2 tonnes of fresh leaves at 12% dry matter provided 1 tonne of dry
159 matter with 15% protein. The process recovered 50% of the protein, to produce a feed material with
160 52% protein and a residual product for anaerobic digestion. However, this means that 56 tonnes of
161 leaves were required for 1 tonne food protein. The process was only economical when the leaves
162 were already in the factory but was totally uneconomical when consideration was given to
163 transporting the leaves to the factory. Perhaps at some future point consideration will be given to
164 mechanically pressing the leaf to produce a semi meal product as the tops are removed from the
165 beet (Van der Poel, Van Krimpen, Viedkamp, Kwakkel, 2013).

166 *3.1.2 Enzymology and the use of endogenous enzymes in animal nutrition:*

167 Anti-nutritional factors are well recognised in the feed industry. Prior to enzymology, processing
168 technology - often involving heat, was employed to eliminate anti-nutritional factors. This in itself
169 may be problematic, as lysine is often lost during due to the production of Maillard compounds
170 (Clarke and Wiseman, 2005). Current processing takes a more targeted approach and has allowed
171 scientists to identify and eliminate specific anti-nutritional components such as phytate and non-

172 starch polysaccharides from many non-ruminant feed materials through enzyme treatment and
173 fermentation (Bedford, Partridge, 2010)

174 *3.1.1 European grain production*

175 In Europe significant advances have been made in crop breeding (particularly with wheat, barley and
176 oats) to make grains an important source of biomass, with well-established supply chains and
177 storage facilities. Cultivation practices are widely accepted as best practice and allow for the
178 rotational benefits of cereals with other major EU crops (oil seed rape, corn, sugar beet). These
179 factors have led to the global competitiveness of European growers; grain yields from cereals are
180 highest for the climatic conditions of long cool summers with many hours of daylight for grain filling.
181 The EU also has very knowledgeable and skilled farmers with generations of experience in growing
182 these crops. With these significant benefits it is difficult to find alternative crops that are as
183 productive and financially attractive. Also, alternative crops such as soya bean meal do not
184 traditionally handle climatic irregularities well (i.e. wet harvest, cooler temperatures) and will suffer
185 more from diseases than in the areas they are grown today (US and Latin America) (McFarland and
186 O’Conner, 2014)

187

188 **3.2 Alternative protein streams from a dry grind ethanol biorefinery**

189 The bioprocessing of starch from cereal, grain or tuber feedstock to produce ethanol is one means of
190 producing renewable fuel alongside a number of co-products that are invariably used in animal feed.
191 The commercial value of ethanol depends heavily on the value of the product it replaces, as a fuel,
192 mineral oil. Therefore when the price of oil falls and the value of ethanol falls there is greater
193 emphasis on the value of the co-product to ensure that the bioprocess remains profitable.
194 Production of ethanol from feedstock occurs via either the “wet grind process” but mainly from the
195 “dry grind ethanol process” (Rausch and Belyea, 2006). The first generation of dry grind ethanol

196 plants ferment starch to ethanol and in the process produce carbon dioxide and the co-product
197 distillers dried grains and solubles (DDGS); producing approximately one third of each (Thacker and
198 Widyaratyne, 2007). After fermentation of the starch, the grain residue consisting of all grain
199 proteins, the aleuronic layers of the seed, residual fibrous carbohydrates and lipid component are
200 further processed alongside the yeast generated in the fermentation process. All these residual
201 components have in the past been combined to produce DDGS which tends to be a one market
202 commodity that in its current form is mainly used in feed for ruminants (Yang, McAllister, Mckinnon,
203 Beauchemin, 2012). The fibre to protein ratio of DDGS is approximately 27:33 which is ideal for
204 ruminant feed, but tends to limit the use of the product in feed for poultry, pigs or in aquaculture
205 (Thacker and Widyaratyne, 2007; Nyachoti, Haouse, Slominski, Seddon, 2005). Furthermore to assist
206 in storage and transport the product is dried. Approximately 40% of the energy used in the
207 bioethanol process is engaged in drying the co-product. It is questionable as the price of energy
208 increases whether such a high level of energy can be employed in drying feed for ruminants as the
209 economic model for ruminant production requires low cost feed materials: ruminants require 10kg
210 of feed for every kg of meat produced, compared with 5kg for pigs and less than 2kg for poultry and
211 fish (Soil Assoc, 2010).

212 Bioprocessing relies on economies of scale when plants are constructed and in general, a dry grind
213 bioethanol plant will, depending on the size of construction of the plant, process between 0.5 and
214 1.0 million tons of grain per annum. A summary of the production of a 200 Million litre ethanol plant
215 when either corn or wheat are used as the feedstock is shown in Table 2.

216 Table 2. Production of a 200ML litre bioethanol plant

217 The yeast which is both added to the fermentation and then multiplies during fermentation contains
218 approximately 50% protein in the dry matter and contributes approximately 15% of the protein in
219 the process. Furthermore the yeast represents 8-10% of the dry matter of the DDGS which has been

220 commercially recognised as sufficient yeast in the process to develop a new feed protein source, if it
221 can be economically isolated.

222 Yeast is a valuable protein source, both whole and separated into its constituent parts. Whole yeast
223 is used as a probiotic to modulate gut microbiota, resulting in improved innate immunity, improved
224 disease resistance and improved growth performance (Stone, 1998). Yeast is high in minerals and B
225 vitamins in particular. The B- glucan from the yeast, mannan-oligosaccharides in the yeast cell wall
226 and nucleotides have positive effects on gut microbiota, immunity and disease resistance), enhanced
227 growth performance in both poultry (Hooge, Sims, Sefton, Connolly and Spring, 2003) and pigs
228 (Davis, Maxwell, Erf, Brown, and Wistuba, 2004) and improved gut morphology and mucus
229 production (Santin, Maiorka, Macari, 2001; Moralez-Lopez , Auclair, Garcia, Esteve-Garcia, and
230 Brufau, 2009).

231 The process for separating yeast protein concentrate (YPC) during bioethanol production is shown in
232 Figure 1. A form of DDGS is still produced via this process, although with a slightly reduced protein
233 content (less than 5% reduction).

234 Figure 1: The process for production and separation of YPC from bioethanol processing

235 A comparison of the nutritional content of DDGS and YPC, both separated from a maize bioethanol
236 distillery is shown in figure 2. Starch and Neutral Detergent Fibre are substantially higher in DDGS,
237 whereas protein and notably lysine are higher in the YPC. This makes this product more appropriate
238 for a monogastric diet than DDGS due to the deleterious effects of excessive dietary fibre content in
239 those species, which lead to reduced nutrient absorption, reduced feed intake and subsequently
240 poorer growth performance (Thacker and Widyaratyne, 2007).

241 Figure 2: A comparison of the nutrient composition of DDGS and Yeast protein concentrate (YPC)

242

243

244 3.2.1 Feeding YPC to animals

245 YPC is an ideal feed protein for fish and poultry. Digestible amino acid content of yeast protein
246 concentrate has been shown to be comparable with soya for broiler chicks, and higher than the
247 feedstock alone (Burton, Scholey, Williams, 2013), although this is heavily influenced by the drying
248 process used (Scholey, Williams, Burton, 2014a). In feeding studies with broiler chicks, dietary
249 inclusion levels of up to 17.5% bioethanol YPC gave improved performance characteristics (Scholey,
250 Williams, Burton, 2014b). Bioethanol sourced YPC has been fed to several aquaculture species, with
251 20% dietary inclusion appearing optimal for performance (Omar, Merrifield, Kuhlwein, Williams,
252 Davies, 2012; Gause and Trushenski, 2011a; 2011b). Studies in trout showed an improvement in
253 growth up to 6% higher in trout fed diets with 20% YPC compared with a control diet (see Figure 3).
254 The higher growth rate compared with the controls is probably reflective of the benefits of the yeast
255 and yeast components.

256 Figure 3: Growth of trout fed diets containing graded levels of YPC

257 3.3 Protein value

258 Three factors drive protein value; geographical location, protein composition and presence of
259 additional nutrients. For soya, DDGS and potentially YPC, there is a premium for location from the
260 USA (least expensive) through to the EU and Asia (most costly). Additionally if the protein is a
261 favourable alternative to soya, with less environmental and supply issues, this adds an additional
262 financial premium. Yeast has a further premium applicable as it has additional nutrients and
263 potential health enhancing activity. All these factors add to a substantial increase in value for YPC
264 over soya, particularly in the EU and Asia markets.

265 Rather than DDGS which is mainly a product for ruminants, biorefineries can produce a diverse
266 valuable protein feed portfolio for livestock, comprised of 58% DDGS for cattle, 10% YPC (for
267 fish/poultry) and remainder a high protein concentrate (for monogastrics).

268 **4.1 Conclusion**

269 The potential to bioprocess plant material to produce both fuel and feed is an exciting prospect.
270 Advanced physical and chemical separation technologies combined with the opportunity to employ
271 enzymes, contributes to the portfolio of techniques to bioprocess material. Protein is an enduring,
272 expanding, high value market, which is expected to increase by 40% by 2050. Currently ethanol
273 biorefineries produce DDGS as a co-product which is a valuable feed ingredient mainly used in cattle
274 feed. However producing high value protein from DDGS is practicable and the technology on offer is
275 appropriate for use in the dry grind ethanol process. Dry grind plants can be adapted downstream to
276 produce valuable protein co-products, which not only add value to the product stream but allow
277 access to growing markets such as pig, poultry and aquaculture and therefore may reduce the
278 reliance of Europe on imported soya bean meal. A rebranding of the dry grind bioethanol process is
279 needed to emphasise that it is a traditional, natural, sustainable, bioprocess producing protein, oil
280 and the co-product ethanol.

281 **References**

- 282 Ayre, M. (2007). "Will biofuel leave the poor hungry?" BBC News 3-10-17
283 News<http://news.bbc.co.uk/1/hi/business/7026105.stm> Accessed 30-4-15
- 284 Bedford, M.R. and Partridge, G.G. (2010) *Enzymes in Animal Nutrition*, CAB International, London,
285 England: Chapter 7: 160.
- 286 Boye, J., Zare, F., Pletch, A. (2010) Pulse proteins: Processing, characterization, functional properties
287 and applications in food and feed. *Food Research International*, 43, 414–431.
- 288 Burton, E.J., Scholey, D.V. and Williams, P.E.V. (2013) Use of cereal crops for food and fuel -
289 Characterization of a novel bioethanol co-product for use in meat poultry diets. *Food and Energy*
290 *Security* Article first published online: 19 SEP 2013 DOI: 10.1002/fes3.30

- 291 Burton, E., Scholey, D. and Williams, P. (2014) Types, properties and processing of bio-based feed.
292 Bio-based nutrients/feed ingredients. In: *Advances bio-refineries: Biomass and Waste Supply Chain*
293 *Exploitation*. Ed: K.W. Waldron, Woodhead Publishing, UK. Pp: 771-803.
- 294 Choct, M. and Annison, G. (1992) The inhibition of nutrient digestion by wheat pentosans. *British*
295 *Journal of Nutrition*, 67, 123-132
- 296 Clarke, E., Wiseman, J. (1999). *Nutritional Value of Soya Products for Non-Ruminant Farm Animals*.
297 Publisher: American Soybean Association (Singapore).
- 298 Clarke, E., Wiseman, J. (2005) Effects of variability in trypsin inhibitor content of soya bean meals on
299 true and apparent ileal digestibility of amino acids and pancreas size in broiler chicks. *Animal Feed*
300 *Science and Technology*, 121, 125-138.
- 301 Daelemans, J. (2012) The European protein position. International Symposium on European protein
302 production. 11 Dec 2012. [https://schothorst.nl/uploads/0001/1434/2. J. Daelemans-](https://schothorst.nl/uploads/0001/1434/2. J. Daelemans-EU Commission.pdf)
303 [EU Commission.pdf](https://schothorst.nl/uploads/0001/1434/2. J. Daelemans-EU Commission.pdf) Accessed 17-3-15
- 304 Davis, M.E., Maxwell, C.V., Erf, G.F., Brown, D.C. and Wistuba, T.J. (2004) Dietary supplementation
305 with phosphorylated mannans improves growth response and modulates immune function of
306 weanling pigs. *Journal of Animal Science*, 82, 1882-1891
- 307 De Visser, C.L.M., Schreuder, R., Stoddard, F. (2014) The EU's dependency on soya bean import for
308 the animal feed industry and potential for EU produced alternatives. *OCL*, 21(4), D407.
- 309 EU (2013) Sustainable food security initiative
310 [http://ec.europa.eu/research/participants/portal/desktop/en/opportunities/h2020/topics/2330-sfs-](http://ec.europa.eu/research/participants/portal/desktop/en/opportunities/h2020/topics/2330-sfs-15-2014.html)
311 [15-2014.html](http://ec.europa.eu/research/participants/portal/desktop/en/opportunities/h2020/topics/2330-sfs-15-2014.html) Accessed 30-4-15
- 312 FEDIOL – Federation of the European Vegetable Oil and Protein meal Industry in Europe (2012)
313 Statistics 2010 – Meals – Production, Imports, Exports and Consumption

- 314 <http://www.fediol.be/web/statistics%202010/1011306087/list1187970158/f1.html> Accessed 17-3-
315 15
- 316 Feedipedia (2015) Sugar beet tops <http://www.feedipedia.org/node/709> Accessed 30-4-15
- 317 Gause, B. and Trushenski, J. (2011a) Replacement of fish meal with ethanol yeast in the
318 diets of Sunshine Bass. *North American Journal of Aquaculture*, 73, 97-103
- 319 Gause, B. and Trushenski, J. (2011b) Production performance and stress tolerance of sunshine bass
320 raised on reduced fish meal feeds containing ethanol yeast. *North American Journal of Aquaculture*,
321 73, 168-175
- 322 Gilani, S. G., Xiao, W.C., Cockell, K.A. (2012) Impact of anti-nutritional factors in food proteins on the
323 digestibility of protein and the bioavailability of amino acids and on protein quality. *British Journal of*
324 *Nutrition*, 108, Suppl 2: S315-332 doi: 10.1017/S0007114512002371
- 325 Hardy, R.W. (2010) Utilization of plant proteins in fish diets: effects of global demand and supplies of
326 fishmeal. *Aquaculture Research*, 41, 770-776
- 327 Häusling M. (2011) Report. The EU protein deficit: what solution for a long-standing problem?
328 (2010/2111 (INI)). Committee on Agriculture and Rural Development.
- 329 Hooge, D.M., Sims, M.D., Sefton, A.E., Connolly, A. and Spring, P.S. (2003) Effect of dietary
330 mannanoligosaccharide, with and without bacitracin or virginiamycin, on live performance of broiler
331 chickens at relatively high stocking density on new litter. *Journal of Applied Poultry Research*, 12,
332 461-467
- 333 International Energy Agency Task 42 (2009)
334 http://www.biorefinery.nl/fileadmin/biorefinery/docs/Brochure_Totaal_definitief_HR_opt.pdf

- 335 McFarlane, I., O'Connor, E.A. (2014) World Soybean Trade: Growth and Sustainability. *Modern*
336 *Economy*, 5, 580-588
- 337 Minderhoud, K. (2010) Round Table for Responsible Soy Association: Breaking Ground for
338 Responsible Soy. An institutional response to agricultural expansion and intensification in Argentina.
339 Master Thesis for International Development Studies, Faculty of Geosciences, Utrecht University.
- 340 Morales-Lopez, R., Auclair, E., Garcia, F., Esteve-Garcia, E. and Brufau, J. (2009) Use of yeast cell
341 walls: Beta-1, 3/1, 6-glucans; and mannoproteins in broiler chicken diets. *Poultry Science*, 88, 601-
342 607
- 343 Morgan, N.K., Walk, C. L., Bedford, M.R. & Burton, E.J. (2015) Contribution of intestinal and cereal
344 derived phytase activity on phytate degradation in young broilers. *Poultry Science*, 00, 1-7.
- 345 Nyachoti, C.M., Haouse, J.D., Slominski, B.A., Seddon, I.R. (2005) Energy and nutrient digestibilities in
346 wheat dried distillers grains with solubles fed to growing pigs. *Journal of the Science of Food and*
347 *Agriculture*, 85, 2581-2586
- 348 Omar, S.S., Merrifield, D.L., Kuhlwein, H., Williams, P.E.V. and Davies, S.J. (2012) Biofuel derived
349 yeast protein concentrate (YPC) as a novel feed ingredient in carp diets. *Aquaculture*, 330-333, 54-62
- 350 Parrott, P (2010). Egg Marketing in the United Kingdom - Consumer View. *XIII European Poultry*
351 *Conference*, Tours, France, August.
- 352
- 353 Rausch, K.D. and Belyea, R.L. (2006) The future of coproducts from corn processing. *Applied*
354 *Biochemistry and Biotechnology*, 128 (1), 47-85
- 355 RespSoy (2015) <http://www.responsiblesoy.org/en/> Accessed 13/3/15
- 356 Santin, E., Maiorka, A. and Macari, M. (2001) Performance and intestinal mucosa development of
357 broiler chickens fed diets containing *Saccharomyces cerevisiae* cell wall. *Journal of Applied Poultry*
358 *Research*, 10, 236-244

- 359 Scholey, D., Williams, P. and Burton, E.J. (2014a) Effect of drying process on amino acid digestibility
360 of yeast protein separated from potable alcohol distilleries. *Poultry Science Symposium*, Chester,
361 Sept 2014.
- 362 Scholey, D., Williams, P. and Burton, E.J. (2014b) Effect of alcohol derived yeast protein concentrate
363 in broiler chick diets on pellet quality, bird performance and bone mineralisation. *Proceedings of the*
364 *14th European Poultry Conference*, P96
- 365 Soil Association (2010) Feeding the Animals that feed us
366 <http://www.soilassociation.org/LinkClick.aspx?fileticket=7L8E4Pgl4E%3D&tabid=1326> Accessed 30-
367 4-15
- 368 Stone, C.W. (1998) *Yeast products in the feed industry: A practical guide for feed professionals*.
369 Diamond V Mills Inc., Cedar Rapids, IA, USA. pp1-16
- 370 Thacker, P.A and Widyaratne, G.P. (2007) Nutritional value of diets containing graded levels of wheat
371 distillers dried grains with solubles fed to broiler chicks. *Journal of the Science of Food and*
372 *Agriculture*, 87, 1386-1390
- 373 Wall, P. (2014) Foods Safety: prevention is better than crisis management - learning lessons from
374 recent incidents. *31st Poultry Science Symposium Sustainable Poultry Production in Europe* Chester,
375 UK, 8-10th September 2014.
- 376 Van der Poel, T., Van Krimpen, M., Viedkamp, T., Kwakkel, R.P. (2013) Unconventional protein
377 sources for poultry feeding - opportunities and threats. *19th European Symposium on Poultry*
378 *Nutrition*, Pottsdam, Germany, August 26-29
379
- 380 Yang, W.Z., McAllister, T.A., Mckinnon, J.J. and Beauchemin, K.A. (2012) Wheat distillers grains with
381 solubles in feedlot cattle diets: feeding behaviour, growth performance, carcass characteristics and
382 blood metabolites. *Journal of Animal Science*, 90, 1301-10

383 Table 1: Potential novel protein sources by category

Category	Novel protein sources
Oil seeds	Proteins of defatted soybeans, rapeseed and sunflower seed
Grain legumes	Peas, Vicia faba, lupines and concentrates, chick peas
Forage legumes	Lucerne (alfalfa)
Leaf proteins	Grass, sugar beet leaves
Aquatic proteins	Algae, both macro- (seaweed) and microalgae, duckweed
Cereals/pseudo cereals	Proteins from oat and quinoa
Insects	E.g. mealworm, housefly, house cricket

384

385

386

387

388

389

390

391

392

393

394

395

396

397 Table 2. Production of a 200ML litre bioethanol plant

	Maize	Wheat
Composition of grain		
Crude protein (%)	8	11
Oil (%)	4	2
Sugar & starch (%)	65	63
200 Million litre ethanol plant		
Grain K tons	600	524
Ethanol Ml litres	200	200
DDGS K tons	240	200
DDGS protein %	25	34
Grain protein K tons	48	58
Yeast protein K tons	10	10
Total protein K tons	58	68
Total oil K tons	24	10

398

399

400

401

402

403

404

405

406 Figure 1: The process for production and separation of YPC from bioethanol processing

407

408

409

410

411

412

413

414

415

416

417

418

419

420

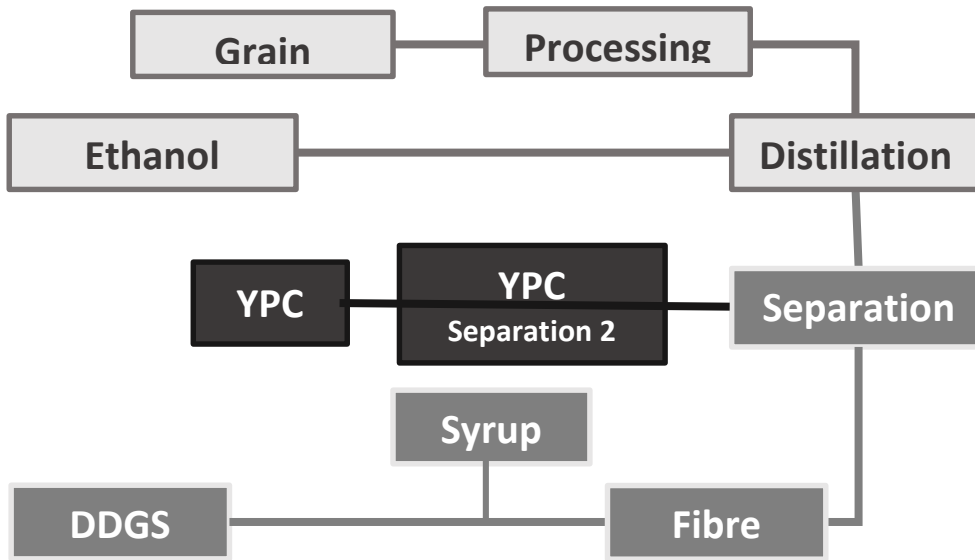
421

422

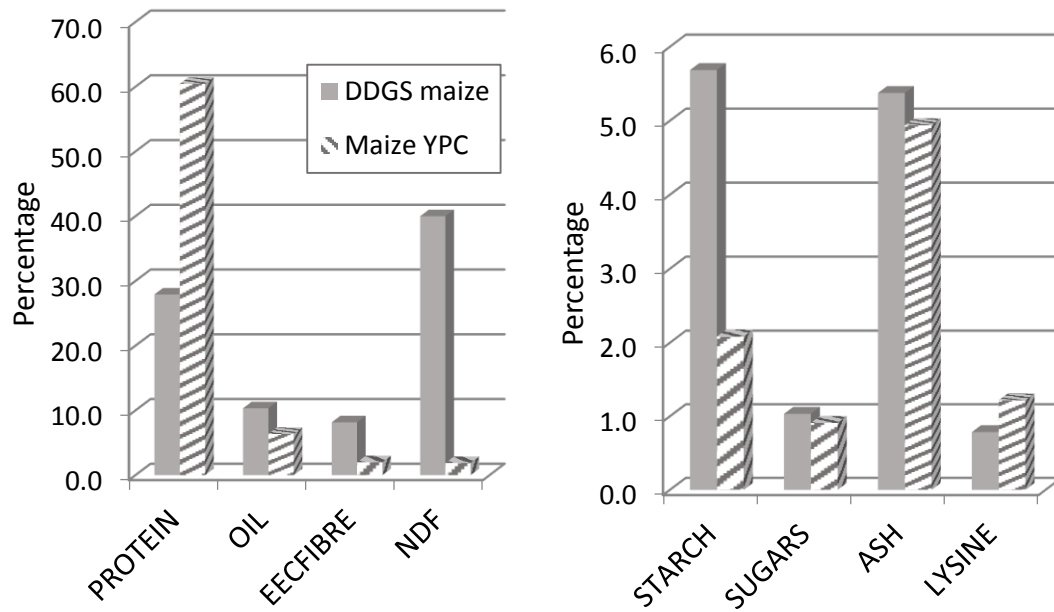
423

424

425



426 Figure 2: A comparison of the nutrient composition of DDGS and Yeast protein concentrate (YPC)



427

428

429

430

431

432

433

434

435

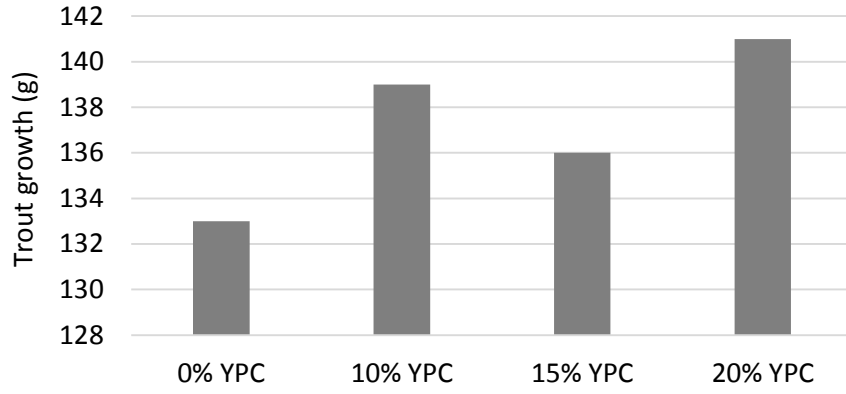
436

437

438

439 Figure 3: Growth of trout fed diets containing graded levels of YPC

440



441

442